

Agenda
The Lawrence County Board Of Commissioners
Lawrence County, Tennessee
January 22, 2008
Regular Session
5:00 P.M.

Call To Order By The Chair, Jerry Dryden

Roll Call: By County Clerk, Chuck Kizer

Invocation:

Pledge:

Chad Chancellor, Executive Director, Chamber of Commerce
Jan McKeel, Executive Director, Workforce Development

Public Comments

Bi-Monthly Financial Report Fiscal Agent

Bi-Monthly Financial Report School Superintendent

Report of Resolution Committee

1. Resolution No. 2008012201
Resolution Approving Minutes of November 27, 2007, Regular Session
Sponsor: Jerry Dryden
2. Resolution No. 2008012202
Resolution to Approve Amendments to the 2007-2008 Lawrence County Budget
Sponsor: Accounts and Budgets
3. Resolution No. 2008012203
Resolution to Approve Amendments to the 2007-2008 Lawrence County Board of Education Budget
Sponsor: Lawrence County Board of Education
4. Resolution No. 2008012204
Resolution to Confirm Appointments to the Committees of the Lawrence County Legislative Body
Sponsor: Jerry Dryden
5. Resolution No. 2008012205
Resolution to Approve Lawrence County Road List
Sponsor: Lawrence County Highway Department
6. Resolution No. 2008012206
Resolution Recommending Delinquent Tax Attorney
Sponsor: Cindy Benefield
7. Resolution No. 2008012207
Resolution to Authorize Lashlee-Rich, Construction Managers for the New Lawrence County Jail, to Award Bids and Issue Notice to Proceed
Sponsor: Facilities Committee
8. Resolution No. 2008012208
Resolution to Approve Revised Holidays for Lawrence County Government
Sponsor: Rick Hill
9. Resolution No. 2008012209
Resolution Mandating Energy Efficient Lighting in Lawrence County Government Buildings
Sponsor: Chris D. Jackson
10. Resolution No. 2008012210
Resolution to Encourage the Lawrence County Sheriff's Department to Enforce the Motor Vehicle Privilege Tax Law for Lawrence County and the State Anti-Litter Laws
Sponsor: Denny Gillespie

11. Resolution No. 2008012211
Resolution to Voice Support for Chad Chancellor, the Recently Hired Business and Industry Developer for the Lawrence County Chamber of Commerce
Sponsors: Jerry Putnam and Paul Rosson
12. Resolution No. 2008012212
Resolution to Elect Members to the Lawrence County Board of Equalization
Sponsor: Paul Rosson
13. Resolution No. 2008012213
Resolution to Elect Members to Agricultural Extension Committee
Sponsor: Paul Rosson
14. Resolution No. 2008012214
Resolution to Restrict Donations to the Lawrence County Office of Veterans Affairs to be Used for Transportation Expenses
Sponsor: Paul Rosson
15. Resolution No. 2008012215
Resolution to Authorize Lambert Ezell Durham to Award Bids and Issue Notice to Proceed with the Renovation of the Courthouse Annex
Sponsor: Paul Rosson
16. Resolution No. 2008012216
Resolution to Elect Members to the Economic Development Board of Lawrence County
Sponsor: Paul Rosson
17. Resolution No. 2008012217
Resolution to Amend Budget Upon Settlement of Litigation Pending before the Tennessee State Board of Equalization Concerning Lawrence County and Lawrenceburg Redevelopment Partners, LLC
Sponsor: Budget Committee

Election of Notaries

LAWRENCE COUNTY COMMISSION
January 22, 2008 Regular Session

CALL TO ORDER BY: Jerry Dryden, Chair
ROLL CALL: Chuck Kizer, County Clerk
INVOCATION: Charles Robertson, County Commissioner
PLEDGE: Dennis Gillespie, County Commissioner

DISTRICT	COMMISSIONER	PRESENT	ABSENT
10	Benefield, Delano	X	
9	Benefield, Ronald L.	X	
13	Brazier, Ray	X	
16	Brown, Anne N.	X	
6	Clifton, Bobby R.	X	
18	Doerflinger, Chuck	X	
7	Dryden, Jerry W.	X	
3	Gillespie, Dennis C.	X	
12	Hill, Richard L.	X	
11	Hyatt, Sandra K.	X	
2	Jackson, Chris D.	X	
4	Keener, Alan J.	X	
8	Niedergeses, Mark	X	
14	Putman, Jerry N.	X	
15	Robertson, Charles H.	X	
5	Sanders, John C., Jr.	X	
17	Wray, Joe R.	X	
1	Yocom, Wayne A.	X	
	TOTAL	18	0

LAWRENCE COUNTY TN
 January 22, 2008 Regular Session
 BI-MONTHLY REPORT FISCAL AGENT

DISTRICT	COMMISSIONER	MOTION	SECOND	AYE	NAY	PASS	PRESENT	ABSENT
10	Benefield, Delano			X			X	
9	Benefield, Ronald L.			X			X	
13	Brazier, Ray			X			X	
16	Brown, Anne N.			X			X	
6	Clifton, Bobby R.			X			X	
18	Doerflinger, Chuck			X			X	
7	Dryden, Jerry W.			X			X	
3	Gillespie, Dennis C.			X			X	
12	Hill, Richard L.			X			X	
11	Hyatt, Sandra K.			X			X	
2	Jackson, Chris D.			X			X	
4	Keener, Alan J.		X	X			X	
8	Niedergerges, Mark			X			X	
14	Putman, Jerry N.			X			X	
15	Robertson, Charles H.			X			X	
5	Sanders, John C., Jr.			X			X	
17	Wray, Joe R.			X			X	
1	Yocorn, Wayne A.		X	X			X	
TOTAL				18	0	0	18	0

TYPE OF VOTE: Voice Roll Call

Comments:

Summary Financial Statement JANUARY 31, 2008 Fiscal Year Time Lapse: 58.33

101 GENERAL

-----Year-To-Date-----
 Budget Estimate Actual Percent Of Budget Actual/Mth Estimate Actual Percent Of Avg

Account	Description	Budget	Estimate	Actual	Percent Of Budget	Actual/Mth	Estimate	Actual	Percent Of Avg
40110	CURRENT PROPERTY TAX	5,728,222.00	2,243,024.40	39.2	477,351.83	476,930.60	99.9	12,890.08	16,373.20
40120	TRUSTEE'S COLLECTIONS - PRIOR YEAR	154,681.00	141,898.98	91.7	12,890.08	16,373.20	127.0	362.15	6.2
40125	TRUSTEE'S COLLECTIONS - BANKRUPTCY	70,117.00	1,191.57	1.7	5,843.08	362.15	6.2	4,776.14	145.2
40130	CIR CLK/CLK & MASTER COLLECTIONS-PR YR	39,476.00	30,653.76	77.7	3,289.67	4,776.14	145.2	2,895.27	89.9
40140	INTEREST AND PENALTY	38,661.00	15,066.77	39.0	3,221.75	2,895.27	89.9	0.00	0.0
40161	PAYMENTS IN LIEU OF TAXES - T. V. A.	2,300.00	2,290.18	99.6	191.67	23,179.60	107.0	0.00	0.0
40162	PAYMENTS IN LIEU OF TAXES-LOCAL UTILITIE	260,000.00	162,257.20	62.4	21,666.67	23,179.60	107.0	0.00	0.0
40163	PAYMENTS IN LIEU OF TAXES - OTHER	900.00	251.43	27.9	75.00	0.00	0.0	5,967.40	80.3
40220	HOTEL/MOTEL TAX	89,200.00	55,578.24	62.3	7,433.33	5,967.40	80.3	9,000.00	63.3
40250	LITIGATION TAX - GENERAL	108,000.00	54,284.03	50.3	9,000.00	5,699.63	63.3	1,814.02	121.9
40260	LITIGATION TAX - SPECIAL PURPOSE	17,855.00	15,579.04	87.3	1,487.92	1,814.02	121.9	158.65	68.0
40267	LITIGATION TAX-VICTIM-OFFENDER MEDAT CTR	2,800.00	1,350.66	48.2	233.33	158.65	68.0	4,923.02	21.0
40270	BUSINESS TAX	281,000.00	54,474.43	19.4	23,416.67	4,923.02	21.0	6,690.13	85.4
40330	WHOLESALE BEER TAX	80,000.00	44,107.46	55.1	6,666.67	5,690.13	85.4	274.26	78.4
40350	INTERSTATE TELECOMMUNICATIONS TAX	4,200.00	1,945.42	46.3	350.00	274.26	78.4	125.00	133.0
41110	MARRIAGE LICENSES	1,500.00	1,068.75	71.3	125.00	166.25	133.0	0.00	0.0
41140	CABLE TV FRANCHISE	28,322.00	0.00	0.0	2,360.17	0.00	0.0	237.50	100.0
41510	BEER PERMITS	2,850.00	1,044.96	36.7	237.50	237.50	100.0	275.50	25.4
42110	FINES	13,000.00	5,112.41	39.3	1,083.33	275.50	25.4	484.97	52.9
42120	OFFICERS COSTS	11,000.00	6,136.51	55.8	916.67	484.97	52.9	0.00	0.0
42140	DRUG CONTROL FINES	550.00	216.11	39.3	45.83	0.00	0.0	8.07	0.0
42141	DRUG COURT FINES	0.00	997.49	0.0	0.00	8.07	0.0	199.50	18.4
42150	JAIL FEES	13,000.00	6,666.09	51.3	1,083.33	199.50	18.4	0.00	0.0
42170	JUDICIAL COMMISSIONER FEES	350.00	232.50	66.4	29.17	0.00	0.0	0.00	0.0
42180	DUI TREATMENT FINES	2,890.00	1,513.82	52.4	240.83	0.00	0.0	53.00	77.6
42190	DATA ENTRY FEE - CIRCUIT COURT	820.00	603.50	73.6	68.33	53.00	77.6	5.70	0.2
42210	FINES	31,000.00	6,628.14	21.4	2,583.33	5.70	0.2	991.80	22.9
42220	OFFICERS COSTS	52,000.00	20,735.91	39.9	4,333.33	991.80	22.9	87.75	198.7
42230	GAMES AND FISH FINES	530.00	535.50	101.0	44.17	87.75	198.7	16.62	8.6
42240	DRUG CONTROL FINES	2,315.00	538.16	23.2	192.92	16.62	8.6	0.00	0.0
42241	DRUG COURT FEE	0.00	4,738.59	0.0	0.00	66.50	0.0	23.75	10.1
42250	JAIL FEES	2,810.00	4,171.44	148.4	234.17	23.75	10.1	0.00	0.0
42280	DUI TREATMENT FINES	12,115.00	3,066.60	25.3	1,009.58	0.00	0.0	372.00	62.9
42290	DATA ENTRY FEE - GENERAL SESSIONS COURT	7,100.00	3,353.00	47.2	591.67	372.00	62.9	47.50	5722.9
42410	FINES	10.00	47.50	475.0	0.83	47.50	5722.9	0.00	0.0
42420	OFFICERS COSTS	4,820.00	1,033.60	21.4	401.67	0.00	0.0	4.00	16.5
42490	DATA ENTRY FEE - JUVENILE COURT	290.00	622.00	214.5	24.17	4.00	16.5	118.75	31.0
42520	OFFICERS COSTS	4,600.00	2,208.26	48.0	383.33	118.75	31.0	96.00	104.7
42530	DATA ENTRY FEE - CHANCERY COURT	1,100.00	1,228.00	111.6	91.67	96.00	104.7	121.48	291.5
43120	PATIENT CHARGES	1,155,000.00	542,568.99	47.0	96,250.00	93,947.76	97.6	8,873.53	287.0
43130	PAST DUE COLLECTIONS - AMBULANCE	58,000.00	107,121.20	184.7	4,833.33	13,873.53	287.0	121.48	291.5
43190	OTHER GENERAL SERVICE CHARGES	500.00	626.11	125.2	41.67	121.48	291.5	30.00	360.1
43194	SERVICE CHARGES	2,000.00	1,560.00	78.0	166.67	110.00	66.0	0.00	0.0
43350	COPY FEES	100.00	303.44	303.4	8.33	30.00	360.1	0.00	0.0
43370	TELEPHONE COMMISSIONS	3,890.00	0.00	0.0	324.17	0.00	0.0	0.00	0.0
43380	VENDING MACHINE COLLECTIONS	855.00	212.09	24.8	71.25	0.00	0.0	0.00	0.0

Summary Financial Statement
JANUARY 31, 2008

Fiscal Year Time Lapse: 58.33

101 GENERAL

Account	Description	Budget Estimate	Actual	Percent Of Budget	Estimate	Avg/Mth	Actual	Percent Of Avg
---------	-------------	-----------------	--------	-------------------	----------	---------	--------	----------------

REVENUES

Total REVENUES

10,867,285.48 5,919,047.07 54.5 905,607.15 904,827.45 99.9

EXPENDITURES

51100	COUNTY COMMISSION	117,636.00	55,755.95	47.4	9,803.02	5,993.01	9,803.02	61.1
51300	COUNTY MAYOR/EXECUTIVE	174,579.00	106,782.89	61.2	14,548.25	17,782.97	14,548.25	122.2
51400	COUNTY ATTORNEY	7,588.00	4,128.82	54.4	632.33	611.31	632.33	96.7
51500	ELECTION COMMISSION	245,178.00	116,113.50	47.4	20,431.51	19,634.19	20,431.51	96.1
51600	REGISTER OF DEEDS	81,414.00	34,443.23	42.3	6,784.49	4,627.63	6,784.49	68.2
51750	CODES COMPLIANCE	34,339.00	25,535.01	74.4	2,861.58	2,797.00	2,861.58	97.7
51800	COUNTY BUILDINGS	437,362.00	216,833.98	49.6	36,446.82	35,993.98	36,446.82	98.8
51910	PRESERVATION OF RECORDS	79,696.00	44,198.88	55.5	6,641.32	7,500.17	6,641.32	112.9
52100	ACCOUNTING AND BUDGETING	161,985.00	102,454.85	63.2	13,498.72	16,125.64	13,498.72	119.5
52200	PURCHASING	103,764.00	61,225.14	59.0	8,647.00	9,965.45	8,647.00	115.2
52300	PROPERTY ASSESSOR'S OFFICE	296,483.00	172,405.60	58.2	24,706.92	40,923.26	24,706.92	165.6
52400	COUNTY TRUSTEE'S OFFICE	56,940.00	34,399.80	60.4	4,744.98	2,365.99	4,744.98	49.9
52500	COUNTY CLERK'S OFFICE	88,292.00	53,084.68	60.1	7,357.67	5,465.12	7,357.67	74.3
53100	CIRCUIT COURT	453,202.00	250,338.88	55.2	37,766.83	42,123.47	37,766.83	111.5
53300	GENERAL SESSIONS COURT	325,182.00	183,852.92	56.5	27,098.48	32,693.83	27,098.48	120.6
53400	CHANCERY COURT	256,540.00	149,542.31	58.3	21,378.30	25,687.14	21,378.30	120.2
53500	JUVENILE COURT	32,273.00	18,365.63	56.9	2,689.42	3,375.82	2,689.42	125.5
53600	DISTRICT ATTORNEY GENERAL	42,500.00	26,225.00	61.7	3,541.66	9,450.00	3,541.66	266.8
53920	COURTROOM SECURITY	54,000.00	0.00	0.0	4,500.01	0.00	4,500.01	0.0
53930	VICTIM ASSISTANCE PROGRAMS	7,400.00	2,522.91	34.1	616.67	500.00	616.67	81.1
54110	SHERIFF'S DEPARTMENT	2,592,835.32	1,562,249.20	60.3	216,069.61	260,851.33	216,069.61	120.7
54150	DRUG ENFORCEMENT	0.00	3,456.50	0.0	0.00	3,456.50	0.00	0.0
54210	JAIL	1,197,858.68	1,017,783.24	85.0	99,821.55	163,565.16	99,821.55	163.9
54220	WORKHOUSE	40,201.00	33,443.50	83.2	3,350.09	3,889.33	3,350.09	116.1
54250	WORK RELEASE PROGRAM	483,803.00	216,612.33	44.8	40,316.91	56,982.65	40,316.91	141.3
54310	FIRE PREVENTION AND CONTROL	2,000.00	2,000.00	100.0	166.67	2,000.00	166.67	1200.0
54410	CIVIL DEFENSE	10,000.00	5,754.89	57.5	833.33	771.61	833.33	92.6
54420	RESCUE SQUAD	245,500.00	168,437.50	68.6	20,458.33	22,227.70	20,458.33	92.6
54490	OTHER PUBLIC SAFETY	6,000.00	5,761.07	96.0	500.00	222.70	500.00	44.5
54610	COUNTY CORONER/MEDICAL EXAMINER	12,337.00	3,845.64	31.2	1,028.08	1,345.63	1,028.08	130.9
54610	COUNTY CORONER/MEDICAL EXAMINER	12,337.00	3,845.64	31.2	1,028.08	1,345.63	1,028.08	130.9
54900	OTHER PUBLIC SAFETY	6,000.00	5,761.07	96.0	500.00	222.70	500.00	44.5
55110	LOCAL HEALTH CENTER	107,369.00	63,796.27	59.4	8,947.43	10,514.71	8,947.43	117.5
55130	AMBULANCE/EMERGENCY MEDICAL SERVICES	1,836,566.00	1,049,282.27	57.1	153,047.18	189,887.67	153,047.18	124.1
55310	REGIONAL MENTAL HEALTH CENTER	10,000.00	5,000.00	50.0	833.33	5,000.00	833.33	600.0
55390	APPROPRIATION TO STATE	247,500.00	126,508.03	51.1	20,625.00	19,249.53	20,625.00	93.3
55520	AID TO DEPENDENT CHILDREN	8,383.00	1,974.00	23.5	698.58	413.42	698.58	59.2
55900	OTHER PUBLIC HEALTH AND WELFARE	36,367.00	27,767.00	76.4	3,030.59	0.00	3,030.59	0.0
56300	SENIOR CITIZENS ASSISTANCE	10,500.00	6,000.00	57.1	875.00	0.00	875.00	0.0
56900	OTHER SOCIAL, CULTURAL AND RECREATIONAL	50,883.04	20,445.56	40.2	4,240.26	711.25	4,240.26	16.8
57100	AGRICULTURAL EXTENSION SERVICE	121,428.00	39,618.26	32.6	10,118.99	10,897.60	10,118.99	107.7
57500	SOIL CONSERVATION	43,922.00	25,976.24	59.1	3,660.16	6,421.70	3,660.16	175.4

Summary Financial Statement
JANUARY 31, 2008

Fiscal Year Time Lapse: 58.33

101 GENERAL

Account	Description	Budget Estimate	Actual Of Budget Percent	Avg/Mth Estimate	Actual Of Avg Percent
EXPENDITURES					
57900	OTHER AGRICULTURAL & NATURAL RESOURCES	2,863.00-	98.1	238.58-	0.0
58110	TOURISM	49,250.00-	1.0	4,104.17-	0.0
58120	INDUSTRIAL DEVELOPMENT	122,237.00-	80.1	10,186.42-	484.1
58220	AIRPORT	60,000.00-	0.0	5,000.00-	0.0
58300	VETERAN'S SERVICES	86,121.00-	61.3	7,176.76-	114.1
58400	OTHER CHARGES	514,052.00-	77.0	42,837.66-	40.7
58600	EMPLOYEE BENEFITS	0.00	0.0	0.00	0.0
99100	TRANSFERS OUT	338,009.00-	41.8	28,167.42-	124.3
Total EXPENDITURES					
		11,577,338.04-	60.0	964,778.08-	124.8
Total GENERAL					
		710,052.56-	145.4	59,170.93-	505.4
		1,032,665.82		299,023.28	
-----JANUARY-----					

Summary Financial Statement
 JANUARY 31, 2008

Fiscal Year Time Lapse: 58.33

112 COURTHOUSE & JAIL MAINTENANCE

Account	Description	Budget Estimate	Actual To-Date	Percent Of Budget	Estimate Avg/Mth	Actual Of Avg	Percent
-----JANUARY-----							
REVENUES							
40260	LITIGATION TAX - SPECIAL PURPOSE	10,925.00	5,921.85-	54.2	910.42	656.93-	72.2
42191	COURTROOM SECURITY FEE	0.00	9.90-	0.0	0.00	1.90-	0.0
42491	COURTROOM SECURITY FEE	0.00	98.60-	0.0	0.00	0.00	0.0
42591	COURTROOM SECURITY FEE	150.00	0.00	0.0	12.50	0.00	0.0
Total REVENUES		11,075.00	6,030.35-	54.5	922.92	658.83-	71.4
EXPENDITURES							
58400	OTHER CHARGES	70,905.00-	58,209.97	82.1	5,908.76-	6,017.68-	101.8
Total EXPENDITURES		70,905.00-	58,209.97	82.1	5,908.76-	6,017.68-	101.8
Total COURTHOUSE & JAIL MAINTENANCE		59,830.00-	52,179.62	87.2	4,985.84-	6,676.51-	133.9

Summary Financial Statement
 JANUARY 31, 2008

Fiscal Year Time Lapse: 58.33

115 PUBLIC LIBRARY

Account	Description	Year-To-Date		JANUARY	
		Budget	Actual	Estimate	Actual
		Percent	Percent	Percent	Percent
REVENUES					
43350	COPY FEES	3,401.00-	3,401.00-	333.33	490.90-
43360	LIBRARY FEES	3,007.51-	3,007.51-	416.67	411.50-
44110	INVESTMENT INCOME	2,200.00	3,376.17-	183.33	0.00
44120	LEASE/RENTALS	5,400.00	3,150.00-	450.00	450.00-
44570	CONTRIBUTIONS & GIFTS	2,500.00	150.00-	208.33	0.00
48130	CONTRIBUTIONS	67,341.00	50,505.75-	5,611.75	50,505.75-
48610	DONATIONS	5,000.00	3,660.95-	416.67	1,056.00-
48990	OTHER	1,200.00	1,267.95-	100.00	178.75-
49800	TRANSFERS IN	212,540.00	106,270.00-	17,711.67	0.00
Total REVENUES		305,181.00	174,789.33-	25,431.75	53,092.90-
EXPENDITURES					
56500	LIBRARIES	324,087.00-	175,175.03	54.1	26,067.65
Total EXPENDITURES		324,087.00-	175,175.03	54.1	26,067.65
Total PUBLIC LIBRARY		18,906.00-	385.70	2.0	27,025.25-

=====

Summary Financial Statement
 JANUARY 31, 2008

Fiscal Year Time Lapse: 58.33

119 INDUSTRIAL/ECONOMIC DEVELOPMENT

Account	Description	Budget Estimate	Actual To-Date	Percent Of Budget	Estimate	Avg/Mth	Actual Of Avg	Percent
REVENUES								
43193	WATER TAP SALES	3,500.00	4,000.00	-114.3	291.67	500.00	171.4	
47180	COMMUNITY DEVELOPMENT	347,300.00	347,875.23	-73.2	39,608.33	69,415.10	175.3	
49800	TRANSFERS IN	250,000.00	250,000.00	-100.0	20,833.33	250,000.00	1200.0	
Total REVENUES		728,800.00	601,875.23	-82.6	60,733.33	319,915.10	526.8	
EXPENDITURES								
91110	GENERAL ADMINISTRATION PROJECTS	535,708.00	379,510.01	70.8	44,642.33	160,945.51	360.5	
91170	PUBLIC UTILITY PROJECTS	650,300.00	481,129.51	74.0	54,191.67	85,196.24	157.2	
Total EXPENDITURES		1,186,008.00	860,639.52	72.6	98,834.00	246,141.75	249.0	
Total INDUSTRIAL/ECONOMIC DEVELOPMENT		457,208.00	258,764.29	56.6	38,100.67	73,773.35	193.6	

Summary Financial Statement
 JANUARY 31, 2008

Fiscal Year Time Lapse: 58.33

122 DRUG CONTROL

Account	Description	Year-To-Date			JANUARY		
		Budget Estimate	Actual	Percent Of Budget	Estimate	Actual	Percent Of Avg
42140	DRUG CONTROL FINES	11,489.00	7,369.61	64.1	957.42	630.32	65.8
42340	DRUG CONTROL FINES	30,000.00	16,759.88	55.9	2,500.00	622.72	24.9
42865	DRUG TASK FORCE FORFEITURES AND SEIZURES	6,800.00	6,800.18	100.0	566.67	0.00	0.0
42910	PROCEEDS FROM CONFISCATED PROPERTY	35,000.00	17,324.34	49.5	2,916.67	0.00	0.0
44170	MISCELLANEOUS REFUNDS	100.00	0.00	0.0	8.33	0.00	0.0
44530	SALE OF EQUIPMENT	250.00	0.00	0.0	20.83	0.00	0.0
46990	OTHER STATE REVENUES	25,000.00	0.00	0.0	2,083.33	0.00	0.0
47700	ASSET FORFEITURE FUNDS	77,942.00	77,941.65	100.0	6,495.17	0.00	0.0
48610	DONATIONS	0.00	2.00	0.0	0.00	0.00	0.0
Total REVENUES		186,581.00	126,197.66	67.6	15,548.42	1,253.04	8.1
EXPENDITURES							
54150	DRUG ENFORCEMENT	201,485.00	120,491.95	59.8	16,790.41	4,291.90	25.6
Total EXPENDITURES		201,485.00	120,491.95	59.8	16,790.41	4,291.90	25.6
Total DRUG CONTROL		14,904.00	5,705.71	38.3	1,241.99	3,038.86	244.7

Summary Financial Statement
JANUARY 31, 2008

Fiscal Year Time Lapse: 58.33

131 HIGHWAY/PUBLIC WORKS

-----JANUARY-----		Year-To-Date		-----	
Account	Description	Budget Estimate	Actual Of Budget Percent	Estimate	Actual Of Avg Percent
REVENUES					
40110	CURRENT PROPERTY TAX	1,247,274.00	39.2	103,939.50	99.9
40120	TRUSTEE'S COLLECTIONS - PRIOR YEAR	33,680.00	91.9	2,806.67	127.0
40125	TRUSTEE'S COLLECTIONS - BANKRUPTCY	10,000.00	2.6	833.33	9.5
40130	CIR CLK/CLK & MASTER COLLECTIONS-PR YR	15,142.00	44.1	1,261.83	82.4
40140	INTEREST AND PENALTY	13,620.00	24.0	1,135.00	55.5
40280	MINERAL SEVERANCE TAX	99,000.00	62.7	8,250.00	235.4
43102	OTHER EMPLOYEE BENEFIT CHARGES/CONTR.	1,500.00	0.0	125.00	0.0
44130	SALE OF MATERIALS AND SUPPLIES	47,467.65	102.2	3,955.64	0.0
44170	MISCELLANEOUS REFUNDS	45,000.00	100.7	3,750.00	0.0
46410	BRIDGE PROGRAM	86,485.00	176.2	7,207.08	0.0
46420	STATE AID PROGRAM	256,609.00	89.2	21,384.08	0.0
46920	GASOLINE AND MOTOR FUEL TAX	1,958,514.00	62.2	163,209.50	99.8
46930	PETROLEUM SPECIAL TAX	32,134.00	58.2	2,677.83	99.8
47990	OTHER DIRECT FEDERAL REVENUE	56,053.63	100.0	4,671.14	0.0
48120	PAVING AND MAINTENANCE	35,916.25	100.0	2,993.02	0.0
Total REVENUES					
		3,938,395.53	60.9	328,199.62	90.0
EXPENDITURES					
61000	ADMINISTRATION	238,759.00	52.2	19,896.60	79.6
62000	HIGHWAY AND BRIDGE MAINTENANCE	2,318,102.53	58.6	193,175.23	54.3
63100	OPERATION AND MAINTENANCE OF EQUIPMENT	777,717.00	51.7	64,809.75	42.0
65000	OTHER CHARGES	131,749.00	37.0	10,979.09	36.6
68000	CAPITAL OUTLAY	976,734.00	61.7	81,394.49	0.0
99100	TRANSFERS OUT	110,000.00	4.5	9,166.67	0.0
Total EXPENDITURES					
		4,553,061.53	55.8	379,421.83	40.0
Total HIGHWAY/PUBLIC WORKS					
		614,666.00	23.8	51,222.21	279.8

Summary Financial Statement
JANUARY 31, 2008

Fiscal Year Time Lapse: 58.33

151 GENERAL DEBT SERVICE

REVENUES		EXPENDITURES		Total REVENUES		EXPENDITURES		Total GENERAL DEBT SERVICE	
Account	Description	Budget Estimate	Actual	Percent Of Budget	Avg/Mth	Estimate	Actual	Percent Of Budget	Avg/Mth
-----JANUARY-----									
40110	CURRENT PROPERTY TAX	1,801,618.00	705,244.65	39.1	150,134.83	149,954.91	149,954.91	99.9	149,954.91
40120	TRUSTEE'S COLLECTIONS - PRIOR YEAR	48,650.00	44,700.22	91.9	4,054.17	5,148.06	5,148.06	127.0	5,148.06
40125	TRUSTEE'S COLLECTIONS - BANKRUPTCY	22,053.00	374.70	1.7	1,837.75	113.86	113.86	6.2	113.86
40130	CIR CLK/CLK & MASTER COLLECTIONS-PR YR	12,416.00	9,639.56	77.6	1,034.67	1,501.70	1,501.70	145.1	1,501.70
40140	INTEREST AND PENALTY	12,159.00	4,727.70	38.9	1,013.25	910.23	910.23	89.8	910.23
40210	LOCAL OPTION SALES TAX	1,350,000.00	538,069.79	39.9	112,500.00	75,225.56	75,225.56	66.9	75,225.56
40240	WHEEL TAX	878,000.00	486,494.00	55.4	73,166.67	48,367.68	48,367.68	66.1	48,367.68
40266	LITIGATION TAX-JAIL, WRKHSR, COURTHOUSE	70,000.00	42,215.76	60.3	5,833.33	4,696.01	4,696.01	80.5	4,696.01
40320	BANK EXCISE TAX	195,000.00	0.00	0.0	16,250.00	0.00	0.00	0.0	0.00
44120	LEASE/RENTALS	90,000.00	60,000.00	66.7	7,500.00	7,500.00	7,500.00	100.0	7,500.00
44170	MISCELLANEOUS REFUNDS	500.00	0.00	0.0	41.67	0.00	0.00	0.0	0.00
46851	STATE REVENUE SHARING -T.V.A.	410,000.00	144,044.12	35.1	34,166.67	144,044.12	144,044.12	421.6	144,044.12
48130	CONTRIBUTIONS	300,000.00	0.00	0.0	25,000.00	0.00	0.00	0.0	0.00
49800	TRANSFERS IN	1,610,000.00	1,000,000.00	62.1	134,166.67	1,000,000.00	1,000,000.00	745.3	1,000,000.00
Total REVENUES		6,800,396.00	3,035,510.50	44.6	566,699.68	1,437,462.13	1,437,462.13	253.7	1,437,462.13

82110	GENERAL GOVERNMENT DEBT SERVICE	1,699,540.00	1,254,500.00	73.8	141,628.34	109,500.00	109,500.00	77.3	109,500.00
82120	HIGHWAYS & STREETS DEBT SERVICE	2,95,000.00	295,000.00	100.0	24,583.33	295,000.00	295,000.00	1200.0	295,000.00
82130	EDUCATION DEBT SERVICE	2,970,460.00	1,730,500.00	58.3	247,538.33	890,500.00	890,500.00	359.7	890,500.00
82210	GENERAL GOVERNMENT	684,790.00	420,663.49	61.4	57,065.83	68,607.46	68,607.46	120.2	68,607.46
82220	HIGHWAYS & STREETS	29,729.00	29,729.00	100.0	2,477.42	14,864.50	14,864.50	600.0	14,864.50
82230	EDUCATION	1,050,406.00	545,601.31	51.9	87,533.84	9,722.04	9,722.04	11.1	9,722.04
82310	GENERAL GOVERNMENT	117,772.00	29,156.50	24.8	9,814.33	5,936.06	5,936.06	60.5	5,936.06
82330	EDUCATION	3,000.00	0.00	0.0	250.00	0.00	0.00	0.0	0.00
99100	TRANSFERS OUT	500,000.00	500,000.00	100.0	41,666.67	0.00	0.00	0.0	0.00
Total EXPENDITURES		7,350,697.00	4,805,150.30	65.4	612,558.09	1,394,130.06	1,394,130.06	227.6	1,394,130.06

Total GENERAL DEBT SERVICE		550,301.00	1,769,639.80	321.6	45,858.41	43,332.07	43,332.07	94.5	43,332.07

Summary Financial Statement
 JANUARY 31, 2008

Fiscal Year Time Lapse: 58.33

171 GENERAL CAPITAL PROJECTS

Account	Description	Budget Estimate	Year-To-Date Actual	Percent Of Budget	Estimate Avg/Mth	Actual Of Avg	Percent
REVENUES							
49100 BOND PROCEEDS		9,830,000.00	9,830,000.00	98.3	833,333.33	0.00	0.0
EXPENDITURES							
9110 GENERAL ADMINISTRATION PROJECTS		14,309,286.00	4,120,254.17	28.8	1,192,440.51	303,644.35	25.5
99100 TRANSFERS OUT		1,250,000.00	1,250,000.00	100.0	104,166.67	1,250,000.00	1200.0
Total EXPENDITURES							
		15,559,286.00	5,370,254.17	34.5	1,296,607.18	1,553,644.35	119.8
Total GENERAL CAPITAL PROJECTS							
		5,559,286.00	4,459,745.83	80.2	463,273.85	1,553,644.35	335.4

G/L Month: 01 JANUARY
 Ending Fund: 101 Beginning Function: ZZZZZ
 Ending Fund: 171 Ending Function: ZZZZZ
 * End of Report: LAWRENCE CO FINANCE *

LAWRENCE COUNTY TN
 January 22, 2008 Regular Session
 BI-MONTHLY REPORT SUPERINTENDENT

DISTRICT	COMMISSIONER	MOTION	SECOND	AYE	NAY	PASS	PRESENT	ABSENT
10	Benefield, Delano			X			X	
9	Benefield, Ronald L.			X			X	
13	Brazier, Ray			X			X	
16	Brown, Anne N.			X			X	
6	Clifton, Bobby R.			X			X	
18	Doerflinger, Chuck			X			X	
7	Dryden, Jerry W.			X			X	
3	Gillespie, Dennis C.			X			X	
12	Hill, Richard L.			X			X	
11	Hyatt, Sandra K.			X			X	
2	Jackson, Chris D.		X	X			X	
4	Keener, Alan J.			X			X	
8	Niedergheses, Mark			X			X	
14	Putman, Jerry N.			X			X	
15	Robertson, Charles H.			X			X	
5	Sanders, John C., Jr.	X		X			X	
17	Wray, Joe R.			X			X	
1	Yocom, Wayne A.			X			X	
TOTAL				18	0	0	18	0

TYPE OF VOTE: Voice Roll Call

Comments:

REPORT OF THE RESOLUTION COMMITTEE
TO THE LAWRENCE COUNTY BOARD OF COMMISSIONERS
LAWRENCE COUNTY, TENNESSEE

January 22, 2008
5:00 p.m.

We, the resolution committee, respectfully report that as such committee, in accordance with resolution of the court which created and prescribed the functions of the committee, met received, examined and hereby report to the court for its consideration at this term without suspension of the rules, certain resolutions hereto attached, filed in the office of the county executive when the committee met fourteen (14) days before the term, of the following subjects, to-wit:

1. Resolution No. 2008012201
Resolution Approving Minutes of November 27, 2007, Regular Session
Sponsor: Jerry Dryden
2. Resolution No. 2008012202
Resolution to Approve Amendments to the 2007-2008 Lawrence County Budget
Sponsor: Accounts and Budgets
Resolution No. 2008012203
Resolution to Approve Amendments to the 2007-2008 Lawrence County Board of Education Budget
Sponsor: Lawrence County Board of Education
Resolution No. 2008012204
Resolution to Confirm Appointments to the Committees of the Lawrence County Legislative Body
Sponsor: Jerry Dryden
5. Resolution No. 2008012205
Resolution to Approve Revised Holidays for Lawrence County Government
Sponsor: Paul Rosson
6. Resolution No. 2008012206
Resolution to Permit Early Collection of Property Tax as Authorized by T.C.A. § 67-1-702(b)
Sponsor:
7. Resolution No. 2008012207
Resolution to Approve Lawrence County Road List
Sponsor: Lawrence County Highway Department
Resolution No. 2008012208
Resolution Recommending Delinquent Tax Attorney
Sponsor:
9. Resolution No. 2008012209
Resolution to Elect Members to the Lawrence County Board of Equalization
Sponsor: Paul Rosson
10. Resolution No. 2008012210
Resolution to Elect Members to Agricultural Extension Committee
Sponsor: Paul Rosson
11. Resolution No. 2008012211
Resolution to Restrict Donations to the Lawrence County Office of Veterans Affairs to be Used for Transportation Expenses
Sponsor: Paul Rosson
12. Resolution No. 2008012212
Resolution Mandating Energy Efficient Lighting in Lawrence County Government Buildings
Sponsor: Chris D. Jackson
13. Resolution No. 2008012213
Resolution to elect members to Agricultural Extension Committee
Sponsor: Paul Rosson
14. Resolution No. 2008012214
Resolution to restrict donations to the Lawrence County Office of Veterans Affairs to be used for transportation expenses
Sponsor: Paul Rosson

15. Resolution No. 2008012215
Resolution to authorize Lambert Ezell Durham to award bids and issue notice to proceed with the renovation of the Courthouse Annex
Sponsor: Paul Rosson
16. Resolution No. 2008012216
Resolution to elect members to the Economic Development Board of Lawrence County
Sponsor: Paul Rosson
17. Resolution No. 2008012217
Resolution to amend budget upon settlement of litigation pending before the TN State Board of Equalization concerning Lawrence County and Lawrenceburg Redevelopment Partners
Sponsor: Budget Committee

Alan Keener, Chair Pro Tempore of the Resolution Committee

LAWRENCE COUNTY TN
 January 22, 2008 Regular Session
 APPROVAL OF THE REPORT OF THE RESOLUTION COMMITTEE

DISTRICT	COMMISSIONER	MOTION	SECOND	AYE	NAY	PASS	PRESENT	ABSENT
10	Benefield, Delano			X			X	
9	Benefield, Ronald L.			X			X	
13	Brazier, Ray			X			X	
16	Brown, Anne N.			X			X	
6	Clifton, Bobby R.			X			X	
18	Doerflinger, Chuck			X			X	
7	Dryden, Jerry W.			X			X	
3	Gillespie, Dennis C.			X			X	
12	Hill, Richard L.			X			X	
11	Hyatt, Sandra K.			X			X	
2	Jackson, Chris D.			X			X	
4	Keener, Alan J.	X		X			X	
8	Niedergereses, Mark			X			X	
14	Putman, Jerry N.			X			X	
15	Robertson, Charles H.			X			X	
5	Sanders, John C., Jr.			X			X	
17	Way, Joe R.			X			X	
1	Yocom, Wayne A.		X	X			X	
TOTAL				18	0	0	18	0

TYPE OF VOTE: Voice Roll Call

Comments:

RESOLUTION NO. 2008012201

RESOLUTION APPROVING MINUTES OF NOVEMBER 27, 2007, REGULAR SESSION

WHEREAS, the Lawrence County Legislative Body met on November 27, 2007, in regular session.

NOW, THEREFORE, be it resolved by the Lawrence County Legislative Body meeting in regular session this 22nd day of January, 2008, that the attached minutes of the November 27, 2007, regular session are approved.

PASSED this 22nd day of January, 2008.

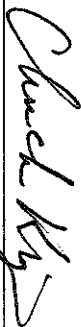


JERRY DRYDEN, CHAIR



PAUL ROSSON, COUNTY EXECUTIVE

ATTEST:



CHUCK KIZER, COUNTY CLERK

SPONSOR: JERRY DRYDEN

Minutes of
The Lawrence County Commission
November 27, 2007 Regular Session
5:00 P.M.

Call To Order By The Chair, Jerry Dryden
Roll Call: By County Clerk, Chuck Kizer

Members Present (18): Wayne Yocom, Joe Wray, John C. Sanders, Jr., Charles Robertson, Jerry Putman, Mark Niedergeses, Alan Keener, Chris Jackson, Sandra Hyatt, Richard Hill, Dennis Gillespie, Jerry Dryden, Chuck Doerflinger, Bobby Clifton, Anne Brown, Ray Brazier, Ronald Benefield and Delano Benefield.

Member Absent (0):

Invocation was given by Jerry Putman. Pledge was led by Chris Jackson.

Public Comments – Jim Modlin, James Henson and Dennis Parton

Bi-Monthly Financial Report Fiscal Agent **PASSED**
Bi-Monthly Financial Report School Superintendent **PASSED**
Report of Resolution Committee **PASSED**

1. Resolution No. 2007112701 Sponsor: Jerry Dryden
Resolution approving minutes of October 16, 2007, Special Session
PASSED by unanimous voice vote
2. Resolution No. 2007112702 Sponsor: Accounts and Budgets
Resolution to approve amendments to the 2007-2008 Lawrence County Budget
PASSED by unanimous voice vote
3. Resolution No. 2007112703 Sponsor: Law Cty Bd of Education
Resolution to approve amendments to the 2007-2008 Lawrence County Board of Education Budget
PASSED by unanimous voice vote
4. Resolution No. 2007112704 Sponsor: Jerry Dryden
Resolution to confirm appointments to the committees of the Lawrence County Legislative Body **After comments by the County Executive motion was made to roll resolution to the next meeting for consideration.**
PASSED by unanimous voice vote
5. Resolution No. 2007112705 Sponsor: Paul Rosson
Resolution to approve holidays for Lawrence County Government
PASSED by unanimous voice vote
6. Resolution No. 2007112706 Sponsor: Paul Rosson
Resolution authorizing County Executive to make application for the Pilor Rural Economic Development Initiative Fast Track Infrastructure Development Grant
PASSED by unanimous voice vote
7. Resolution No. 2007112707 Sponsor: Paul Rosson
Resolution supporting public policy that delivers investment, real choices and increased competition in video services for Tennessee consumers
PASSED by unanimous voice vote
8. Resolution No. 200711278 Sponsor: Paul Rosson
Resolution proclaiming December 3, 2007, as David Weathers Day in Lawrence County
PASSED AS AMENDED by unanimous voice vote
9. Resolution No. 2007112709 Sponsor: Alan Keener, Rick Hill, Sandra Hyatt, Anne Brown, Chris Jackson, W. Charles Doerflinger, Mark Niedergeses, Ray Brazier, Dennis Gillespie and Joe Wray
Resolution to extend the hours of operation for establishments selling beer in Lawrence County
PASSED AS AMENDED by roll call vote.
Voting AYE (11): Jerry Putman, Mark Niedergeses, Alan Keener, Chris Jackson, Sandra Hyatt, Richard Hill, Dennis Gillespie, Chuck Doerflinger, Bobby Clifton, Anne Brown and Ray Brazier
Voting NAY (7): Wayne Yocom, Joe Wray, John C. Sanders, Jr., Charles Robertson, Jerry Dryden, Ronald Benefield and Delano Benefield
10. Resolution No. 2007112710 Sponsor: W. Charles Doerflinger
Resolution to appoint committee to study Lawrence County divesting itself of the Lawrence County Ambulance Service
PASSED AS AMENDED by unanimous voice vote
11. Resolution No. 2007112711 Sponsor: W. Charles Doerflinger

Resolution to adopt the provisions of 2007 Public Chapter 586 regarding the imposition of a booking fee

12. **PASSED by unanimous voice vote**
Resolution No. 2007112712 Sponsor: Alan Keener
Resolution to establish speed limit on Timerline Lane
PASSED AS AMENDED by unanimous voice vote
13. Resolution No. 2007112713 Sponsor: Chris D. Jackson
Resolution urging United States Senators Lamar Alexander and Bob Corker and United States Congressman Lincoln Davis to support an application for water for Lawrence County residents
PASSED by unanimous voice vote
14. Resolution No. 2007112714 Sponsor: Chris D. Jackson
Resolution honoring Vice President Al Gore for receiving the 2007 Nobel Peace Prize
PASSED by voice vote. Nays were voiced but were not recognized by the chair after discussion with the county attorney.
15. Resolution No. 2007112715 Sponsor: Wayne Yocum
Resolution to recommend to the Budget Committee to halt the funding of new capital projects for Lawrence County and to halt any new requests for expenditures from the general fund
PASSED by voice vote
Voting AYE (11) – Wayne Yocom, John C. Sanders, Jr., Charles Robertson, Jerry Putman, Alan Keener, Chris Jackson, Sandra Hyatt, Bobby Clifton, Ray Brazier, Ronald Benefield and Delano Benefield
Voting NAY (7) – Joe Wray, Mark Niedergeses, Richard Hill, Dennis Gillespie, Jerry Dryden, Chuck Doerflinger and Anne Brown

Election of Notaries **PASSED by unanimous voice vote**

SUSPEND THE RULES PASSED by unanimous voice vote

16. Resolution No. 2007112716
Resolution to amend Resolution No. 2007072412 regarding funding for construction of a wireless network tower
PASSED by unanimous roll call vote
17. Resolution No. 2007112717
Resolution to designate Lawrence County Government as the fiscal agent for a TN Department of Transportation Safe Routes to School Grant
PASSED by unanimous voice vote

Motion to adjourn made by Ronald Benefield; seconded by Wayne Yocom. Motion passed by unanimous voice vote.

LAWRENCE COUNTY TN RESOLUTION NO: 2008012201
 RESOLUTION APPROVING MINUTES OF NOVEMBER 27, 2007, REGULAR
 SESSION

DISTRICT	COMMISSIONER	MOTION	SECOND	AYE	NAY	PASS	PRESENT	ABSENT
10	Benefield, Delano			X			X	
9	Benefield, Ronald L.			X			X	
13	Brazier, Ray			X			X	
16	Brown, Anne N.			X			X	
6	Clifton, Bobby R.			X			X	
18	Doerflinger, Chuck			X			X	
7	Dryden, Jerry W.			X			X	
3	Gillespie, Dennis C.			X			X	
12	Hill, Richard L.			X			X	
11	Hyatt, Sandra K.			X			X	
2	Jackson, Chris D.			X			X	
4	Keener, Alan J.		X	X			X	
8	Niedergereses, Mark			X			X	
14	Putman, Jerry N.			X			X	
15	Robertson, Charles H.			X			X	
5	Sanders, John C., Jr.	X		X			X	
17	Wray, Joe R.			X			X	
1	Yocom, Wayne A.			X			X	
TOTAL				18	0	0	18	0

TYPE OF VOTE: Voice Roll Call

Comments:

RESOLUTION NO. 2008012202

RESOLUTION TO APPROVE AMENDMENTS TO THE 2007-2008
LAWRENCE COUNTY BUDGET

NOW, THEREFORE, be it resolved by the Lawrence County Legislative Body meeting in regular session this 22nd day of January, 2008, approve amendments to the 2007-2008 Lawrence County General Budget as attached.

This Resolution shall take effect upon its passage, the public welfare requiring it.

PASSED this 22nd day of January, 2008.



JERRY DRYDEN, CHAIR



PAUL ROSSON, COUNTY EXECUTIVE

ATTEST:



CHUCK KIZER, COUNTY CLERK

SPONSOR: ACCOUNTS AND BUDGETS

LAWRENCE COUNTY TN RESOLUTION NO: 2008012202

RESOLUTION TO APPROVE AMENDMENTS TO THE 2007-2008 LAWRENCE COUNTY BUDGET

DISTRICT	COMMISSIONER	MOTION	SECOND	AYE	NAY	PASS	PRESENT	ABSENT
10	Benefield, Delano			X			X	
9	Benefield, Ronald L.			X			X	
13	Brazier, Ray			X			X	
16	Brown, Anne N.			X			X	
6	Clifton, Bobby R.			X			X	
18	Doerflinger, Chuck			X			X	
7	Dryden, Jerry W.			X			X	
3	Gillespie, Dennis C.			X			X	
12	Hill, Richard L.			X			X	
11	Hyatt, Sandra K.			X			X	
2	Jackson, Chris D.			X			X	
4	Keener, Alan J.	X		X			X	
8	Niedergereses, Mark		X	X			X	
14	Putman, Jerry N.			X			X	
15	Robertson, Charles H.			X			X	
5	Sanders, John C., Jr.			X			X	
17	Wray, Joe R.			X			X	
1	Yocom, Wayne A.			X			X	
TOTAL				18	0	0	18	0

TYPE OF VOTE: Voice Roll Call

Comments:

Summary – January 2008 Budget Amendment's

Fund 101 - General Fund

Page 2 - To adjust general fund revenue to reflect contributions from LUS, Highway Dept, and E-911 for GIS project. Also to reflect revenue received from sale of property on GOVDeals. Total revenue adjustment \$43,817.

Pages 3-10 -To adjust County Executive, Election Commission, Register of Deeds, County Buildings, Archives, Purchasing, Property Assessor, Trustee, County Clerk, Circuit Court, General Sessions, Chancery, Juvenile Court, and Sheriff's Dept. budgets to actual.

Page 10 – 54210-312 (Contracts w/private Agencies) - To Adjust inmate housing costs to actual. Total paid to date is \$484,000.

Page 11-15 – To adjust temporary jail, Civil Defense, Health Center, Ambulance Service, Dept. of Ag, Veterans Service and Other Charges to actual.

Page 15 – 58400-516 (Other Self-insured Claims)- To adjust self-insured claims to actual. \$16,000 was budgeted for FY 2007-2008, but there have been an excessive number of claims in the last six months and payments to claims administrator are over budget.

Page 14 - 58110-316 contributions to Joint ECD Board of \$40,000- Hotel Motel Funds were budgeted to pay Spec. building interest, but realizing that spec. building project will probably not be completed in FY 07-08 and that an interest payment may not be needed until FY 08-09, request that funds is used for other projects. Various requests have been made of Mainstreet for assistance with various tourism projects and from time to time funds are needed for other tourism and economic development projects. Request that if funds are not going to be used this year for interest payment, that they are to be retained in the same line item and used for tourism and ECD projects as needed.

Fund 112 – Jail & Courthouse Maintenance
No Budget Amendments

Fund 115 – Library Fund
To adjust expenditures to actual.

Fund 116 – Solid Waste Fund
To adjust expenditures to actual and recognize revenue received from sale of property on GOVDeals. Set-up budget line for vehicle purchase (truck or van) for litter pickup. Will use proceeds from sale of surplus property to purchase vehicle.

Fund 119 – Economic Development Fund
To recognize revenue from water tap sales and operating transfer for portion of bond proceeds attributable to water line projects.

Fund 122 – Drug Control Fund
To adjust expenditures to actual. Fund balance is sufficient to cover \$6,208 overage.

Fund 131 – Highway Fund
To adjust revenue and expenditures to actual.

Fund 151 – Debt Service Fund
To amend line items to reflect note redemption payoff and operating transfer of \$500,000 for tax anticipation note to General Fund that will be paid back by June 30, 2008.

Fund 171 – General Capital Projects Fund
To recognize revenue from bond proceeds and allocation of proceeds to project expenditure line items.

JANUARY 2008 BUDGET AMENDMENTS

	FY 2008		PREVIOUS AMENDMENTS	JANUARY 2008 AMENDMENTS	AMENDED BUDGET
	APPROVED BUDGET				
GENERAL FUND - 101					
REVENUES & OTHER SOURCES					
LOCAL TAXES					
40000					
40110	CURRENT PROPERTY TAX	\$ 6,728,222	\$ -	\$ -	\$ 6,728,222
40120	TRUSTEES COLLECTION PRIOR YEARS	\$ 154,681	\$ -	\$ -	\$ 154,681
40125	TRUSTEES COLLECTION-BANKRUPTCY	\$ 70,117	\$ -	\$ -	\$ 70,117
40130	CIRCUIT/CLERK & MASTER-PRIOR/YRS	\$ 39,476	\$ -	\$ -	\$ 39,476
40140	INTEREST & PENALTY	\$ 38,661	\$ -	\$ -	\$ 38,661
40161	PAYMENT IN-LIEU OF-TVA	\$ 2,300	\$ -	\$ -	\$ 2,300
40162	PAYMENT IN-LIEU OF-UTILITIES	\$ 260,000	\$ -	\$ -	\$ 260,000
40163	PAYMENT IN-LIEU OF-OTHERS	\$ 900	\$ -	\$ -	\$ 900
40220	HOTEL/MOTEL TAX	\$ 89,200	\$ -	\$ -	\$ 89,200
40250	LITIGATION TAX-GENERAL	\$ 108,000	\$ -	\$ -	\$ 108,000
40260	LITIGATION TAX-SPECIAL PURPOSE	\$ 17,855	\$ -	\$ -	\$ 17,855
40266	LITIGATION TAX-JAIL OR WORKHOUSE	\$ -	\$ -	\$ -	\$ -
40267	LIT. TAX-VICTIM/OFFENDER-MEDIAT/CNTR	\$ 2,800	\$ -	\$ -	\$ 2,800
40270	BUSINESS TAX	\$ 281,000	\$ -	\$ -	\$ 281,000
40330	WHOLESALE BEER TAX	\$ 80,000	\$ -	\$ -	\$ 80,000
40350	INTERSTATE TELECOMMUNICATIONS TAX	\$ 4,200	\$ -	\$ -	\$ 4,200
	TOTAL LOCAL TAXES	\$ 6,877,412	\$ -	\$ -	\$ 6,877,412
LICENSES & PERMITS					
41000					
41110	MARRIAGE LICENSES	\$ 1,500	\$ -	\$ -	\$ 1,500
41140	CABLE TV FRANCHISE	\$ 28,322	\$ -	\$ -	\$ 28,322
41510	BEER PERMITS	\$ 2,850	\$ -	\$ -	\$ 2,850
	TOTAL LICENSES & PERMITS	\$ 32,672	\$ -	\$ -	\$ 32,672
FINES, FORFEITURES & PENALTIES					
42000					
42100					
42110	FINES	\$ 13,000	\$ -	\$ -	\$ 13,000
42120	OFFICERS COSTS	\$ 11,000	\$ -	\$ -	\$ 11,000
42130	GAME & FISH FINES	\$ -	\$ -	\$ -	\$ -
42140	DRUG CONTROL FINES	\$ 550	\$ -	\$ -	\$ 550
42141	DRUG COURT FEES	\$ -	\$ -	\$ -	\$ -
42150	JAIL FEES	\$ 13,000	\$ -	\$ -	\$ 13,000
42170	JUDICIAL COMMISSIONER FEES	\$ 350	\$ -	\$ -	\$ 350
42180	DUI TREATMENT FINES	\$ 2,890	\$ -	\$ -	\$ 2,890
42190	DATA ENTRY FEE - CIRCUIT COURT	\$ 820	\$ -	\$ -	\$ 820
42191	COURTROOM SECURITY FEE	\$ -	\$ -	\$ -	\$ -
42300					
42310	FINES	\$ 31,000	\$ -	\$ -	\$ 31,000
42320	OFFICERS COSTS	\$ 52,000	\$ -	\$ -	\$ 52,000
42330	GAME & FISH FINES	\$ 530	\$ -	\$ -	\$ 530
42340	DRUG CONTROL FINES	\$ 2,315	\$ -	\$ -	\$ 2,315
42341	DRUG COURT FEES	\$ -	\$ -	\$ -	\$ -
42350	JAIL FEES	\$ 2,810	\$ -	\$ -	\$ 2,810
42370	JUDICIAL COMMISSIONER FEES	\$ -	\$ -	\$ -	\$ -
42380	DUI TREATMENT FINES	\$ 12,115	\$ -	\$ -	\$ 12,115
42390	DATA ENTRY FEE	\$ 7,100	\$ -	\$ -	\$ 7,100
42400					
42410	FINES	\$ 10	\$ -	\$ -	\$ 10
42420	OFFICERS COSTS	\$ 4,820	\$ -	\$ -	\$ 4,820
42450	JAIL FEES	\$ -	\$ -	\$ -	\$ -
42490	DATA ENTRY FEE	\$ 290	\$ -	\$ -	\$ 290
42500					
42520	OFFICERS COSTS	\$ 4,600	\$ -	\$ -	\$ 4,600
42530	DATA ENTRY FEE	\$ 1,100	\$ -	\$ -	\$ 1,100
42600					
	OTHER COURTS IN COUNTY				
	TOTAL FINES FORFEITURES & PENALTIES	\$ 160,300	\$ -	\$ -	\$ 160,300
GENERAL SERVICE CHARGES					
43100					
43102	OTHER EMPLOYEE BENEFIT CHARGES	\$ -	\$ -	\$ -	\$ -
43120	PATIENT CHARGES	\$ 1,155,000	\$ -	\$ -	\$ 1,155,000
43130	PAST DUE COLLECTIONS/AMBULANCE	\$ 58,000	\$ -	\$ -	\$ 58,000
43190	OTHER GENERAL SERVICE CHARGES	\$ 500	\$ -	\$ -	\$ 500
43194	SERVICE CHARGES	\$ 2,000	\$ -	\$ -	\$ 2,000
43340					
43340	CONSTITUTIONAL OFFICERS' FEES AND COMMISSIO	\$ -	\$ -	\$ -	\$ -
43350	RECREATION FEES	\$ -	\$ -	\$ -	\$ -
43350	COPY FEES	\$ 100	\$ -	\$ -	\$ 100
43370	TELEPHONE COMMISSIONS	\$ 3,890	\$ -	\$ -	\$ 3,890
43380	VENDING MACHINE	\$ 855	\$ -	\$ -	\$ 855
43390	CONSTITUTIONAL OFFICERS' FEES AND COMMISSIO	\$ -	\$ -	\$ -	\$ -
43392	DATA PROCESSING FEE (REGISTER)	\$ 16,800	\$ -	\$ -	\$ 16,800
43394	DATA PROCESSING FEE (SHERIFF)	\$ 5,100	\$ -	\$ -	\$ 5,100
43395	SEXUAL OFFENDER REGISTRATION FEE	\$ 1,000	\$ -	\$ -	\$ 1,000
43990	OTHER CHARGES FOR SERVICES	\$ 1,400	\$ -	\$ -	\$ 1,400

JANUARY 2008 BUDGET AMENDMENTS		FY 2008		PREVIOUS		JANUARY 2008		AMENDED	
		APPROVED BUDGET	BUDGET	AMENDMENTS	AMENDMENTS	AMENDMENTS	AMENDMENTS	BUDGET	BUDGET
	TOTAL GENERAL SERVICE CHARGES	\$	1,244,646	\$	-	\$	-	\$	1,244,645
44000	OTHER LOCAL REVENUE	\$	950,000	\$	-	\$	-	\$	950,000
44110	INTEREST EARNED/INVESTMENT INCOME	\$	2,000	\$	-	\$	-	\$	2,000
44120	LEASE RENTALS	\$	495	\$	-	\$	-	\$	495
44130	SALE OF MATERIALS & SUPPLIES	\$	365	\$	-	\$	-	\$	365
44131	COMMISSARY SALES	\$	20,000	\$	-	\$	-	\$	20,000
44145	SALE OF RECYCLED MATERIALS (SCRAP METAL)	\$	30	\$	-	\$	-	\$	30
44160	RETIRES INSURANCE PAYMENTS	\$	14,855	\$	-	\$	-	\$	14,855
44170	MISCELLANEOUS REFUNDS	\$	210	\$	-	\$	-	\$	210
44180	EXPENDITURES CREDITS	\$	10,000	\$	-	\$	-	\$	10,000
44520	INSURANCE RECOVERY	\$	-	\$	-	\$	3,834	\$	3,834
44530	SALE OF EQUIPMENT	\$	-	\$	-	\$	-	\$	-
44540	SALE OF PROPERTY	\$	-	\$	-	\$	-	\$	-
44560	RECOVERY FROM INDIVIDUALS	\$	20	\$	-	\$	-	\$	34,983
44570	CONTRIBUTIONS & GIFTS	\$	-	\$	-	\$	-	\$	38,817
	TOTAL OTHER LOCAL REVENUE	\$	997,975	\$	-	\$	-	\$	1,036,792
	FEEES RECEIVED FROM COUNTY OFFICIALS								
45000	COUNTY CLERK	\$	85,000	\$	-	\$	-	\$	85,000
45180	REGISTER	\$	37,500	\$	-	\$	-	\$	37,500
45190	TRUSTEE	\$	378,000	\$	-	\$	-	\$	378,000
45600	FEES IN LIEU OF SALARY	\$	107,000	\$	-	\$	-	\$	107,000
45620	CIRCUIT CLERK	\$	185,000	\$	-	\$	-	\$	185,000
45550	CLERK AND MASTER	\$	134,877	\$	-	\$	-	\$	134,877
45560	JUVENILE COURT CLERK	\$	28,000	\$	-	\$	-	\$	28,000
45590	SHERIFF	\$	11,000	\$	-	\$	-	\$	11,000
	TOTAL FEES & COMMISSIONS	\$	966,377	\$	-	\$	-	\$	966,377
	STATE OF TENNESSEE								
46000	GENERAL GOVERNMENT GRANTS	\$	9,000	\$	-	\$	-	\$	9,000
46100	JUVENILE SERVICES	\$	14,396	\$	-	\$	-	\$	14,396
46160	STATE REAPPRAISAL GRANT	\$	-	\$	-	\$	-	\$	-
46210	LAW ENFORCEMENT TRAINING	\$	46,710	\$	-	\$	-	\$	46,710
46290	OTHER PUBLIC SAFETY GRANTS	\$	217,500	\$	-	\$	-	\$	217,500
46310	HEALTH DEPARTMENT PROGRAM	\$	-	\$	-	\$	-	\$	-
46390	OTHER HEALTH & WELFARE GRANTS	\$	40,201	\$	-	\$	-	\$	40,201
46430	LITTER GRANT PROGRAM	\$	-	\$	-	\$	-	\$	-
46800	OTHER STATE REVENUE	\$	31,000	\$	-	\$	-	\$	31,000
46820	INCOME TAX	\$	17,000	\$	-	\$	-	\$	17,000
46830	BEER TAX	\$	52,000	\$	-	\$	-	\$	52,000
46840	ALCOHOLIC BEVERAGE TAX	\$	-	\$	-	\$	-	\$	-
46851	STATE REVENUE SHARING - TVA FUNDS	\$	-	\$	-	\$	-	\$	-
46870	EMERGENCY HOSPITAL/PRISONERS	\$	750	\$	-	\$	-	\$	750
46880	BOARD OF JURORS	\$	-	\$	-	\$	-	\$	-
46890	PRISONER TRANSPORTATION	\$	85,000	\$	-	\$	-	\$	85,000
46915	CONTRACTED PRISONER BOARD	\$	16,380	\$	-	\$	-	\$	16,380
46960	REGISTRAR SALARY SUPPLEMENT	\$	5,000	\$	-	\$	-	\$	5,000
46980	OTHER STATE GRANTS	\$	-	\$	-	\$	-	\$	-
46990	OTHER STATE REVENUES	\$	634,937	\$	-	\$	-	\$	634,937
	TOTAL OTHER STATE REVENUE	\$	634,937	\$	-	\$	-	\$	634,937
	FEDERAL GOVERNMENT								
47000	HOMELAND SECURITY GRANTS	\$	-	\$	-	\$	-	\$	-
47235	LAW ENFORCEMENT GRANTS	\$	-	\$	-	\$	-	\$	-
47590	OTHER FEDERAL THROUGH STATE (SRO)	\$	-	\$	-	\$	-	\$	-
47600	DIRECT FEDERAL REVENUE	\$	-	\$	-	\$	-	\$	-
47710	PUB/SAFETY PARTNERSHIP - (COPS)	\$	-	\$	-	\$	-	\$	-
47990	OTHER DIRECT FEDERAL REVENUE	\$	-	\$	-	\$	-	\$	-
47990-05-BP	OTHER DIRECT FEDERAL REVENUE	\$	-	\$	-	\$	-	\$	-
	OTHER FEDERAL REVENUE	\$	-	\$	-	\$	-	\$	-
	OTHER GOVERNMENTS & CITIZENS								
48000	CONTRIBUTIONS	\$	-	\$	8,545	\$	-	\$	8,545
48140	OTHER CONTRACTED SERVICES	\$	-	\$	605	\$	-	\$	605
48610-VEITR	DONATIONS	\$	-	\$	9,150	\$	-	\$	9,150
	TOTAL OTHER GOVERNMENTS/CITIZENS	\$	-	\$	9,150	\$	-	\$	9,150
	OTHER SOURCES (NON-REVENUE)								
49200	NOTE PROCEEDS	\$	-	\$	-	\$	-	\$	-
49300	PROCEEDS FROM CAPITALIZED LEASES	\$	-	\$	-	\$	-	\$	-
49800	OPERATING TRANSFERS	\$	-	\$	-	\$	5,000	\$	5,000
	TOTAL OTHER SOURCES (NON-REVENUE)	\$	-	\$	-	\$	5,000	\$	5,000
	TOTAL REVENUE & OTHER SOURCES	\$	10,814,318	\$	9,150	\$	43,817	\$	10,867,285

JANUARY 2008 BUDGET AMENDMENTS

EXPENDITURES	FY 2008		PREVIOUS		JANUARY 2008		AMENDED	
	APPROVED BUDGET		AMENDMENTS		AMENDMENTS		BUDGET	
5100 COUNTY COMMISSION								
191 BOARD & COMMITTEE MEMBER FEES	\$ 45,000	\$ -	\$ -	\$ -	\$ -	\$ -	\$ 45,000	
196 IN-SERVICE TRAINING	\$ 5,000	\$ -	\$ -	\$ -	\$ -	\$ -	\$ 5,000	
201 SOCIAL SECURITY	\$ 2,790	\$ -	\$ -	\$ -	\$ -	\$ -	\$ 2,790	
204 TCRS RETIREMENT	\$ 4,082	\$ -	\$ -	\$ -	\$ -	\$ -	\$ 4,082	
212 MEDICARE	\$ 653	\$ -	\$ -	\$ -	\$ -	\$ -	\$ 653	
302 ADVERTISING	\$ 2,500	\$ -	\$ -	\$ -	\$ -	\$ -	\$ 2,500	
305 AUDIT SERVICES	\$ 20,000	\$ -	\$ -	\$ -	\$ -	\$ -	\$ 20,000	
312 CONTRACTS W/PRIVATE AGENCIES	\$ 5,061	\$ -	\$ -	\$ -	\$ -	\$ -	\$ 5,061	
320 DUES & MEMBERSHIPS	\$ 9,500	\$ -	\$ -	\$ -	\$ -	\$ -	\$ 9,500	
325 FISCAL AGENT CHARGES	\$ -	\$ -	\$ -	\$ -	\$ -	\$ -	\$ -	
348 POSTAGE	\$ 650	\$ -	\$ -	\$ -	\$ -	\$ -	\$ 650	
355 TRAVEL	\$ 15,000	\$ -	\$ -	\$ -	\$ -	\$ -	\$ 15,000	
439 OFFICE SUPPLIES & MATERIALS	\$ 1,000	\$ -	\$ -	\$ -	\$ -	\$ -	\$ 1,000	
499 OTHER SUPPLIES & MATERIALS	\$ 500	\$ 900	\$ -	\$ -	\$ -	\$ -	\$ 500	
505 JUDGMENTS	\$ -	\$ -	\$ -	\$ -	\$ -	\$ -	\$ -	
540 TAX RELIEF PROGRAM	\$ -	\$ -	\$ -	\$ -	\$ -	\$ -	\$ -	
599 OTHER CHARGES	\$ 5,000	\$ -	\$ -	\$ -	\$ -	\$ -	\$ 5,000	
TOTAL COUNTY COMMISSION	\$ 116,736	\$ 900	\$ -	\$ -	\$ -	\$ -	\$ 116,736	
51300 COUNTY MAYOR								
101 COUNTY OFFICIAL	\$ 74,368	\$ -	\$ -	\$ -	\$ -	\$ -	\$ 74,368	
161 SECRETARY(S)	\$ 51,660	\$ -	\$ -	\$ -	\$ -	\$ -	\$ 51,660	
169 PART-TIME	\$ 3,800	\$ -	\$ -	\$ -	\$ -	\$ -	\$ 3,800	
186 LONGEVITY PAY	\$ -	\$ -	\$ -	\$ -	\$ -	\$ -	\$ -	
187 OVERTIME PAY	\$ -	\$ -	\$ -	\$ -	\$ -	\$ -	\$ -	
196 IN-SERVICE TRAINING	\$ 200	\$ -	\$ -	\$ -	\$ -	\$ -	\$ 200	
201 SOCIAL SECURITY	\$ 8,049	\$ -	\$ -	\$ -	\$ -	\$ -	\$ 8,049	
204 TCRS RETIREMENT	\$ 11,775	\$ -	\$ -	\$ -	\$ -	\$ -	\$ 11,775	
205 EMPLOYEE AND DEPENDENT INSURANCE	\$ 483	\$ -	\$ -	\$ -	\$ -	\$ -	\$ 291	
206 LIFE INSURANCE	\$ 5,087	\$ -	\$ -	\$ -	\$ -	\$ -	\$ 192	
207 MEDICAL INSURANCE	\$ -	\$ -	\$ -	\$ -	\$ -	\$ -	\$ 5,087	
208 DENTAL INSURANCE	\$ -	\$ -	\$ -	\$ -	\$ -	\$ -	\$ -	
209 SHORT TERM DISABILITY	\$ 522	\$ -	\$ -	\$ -	\$ -	\$ -	\$ 522	
210 UNEMPLOYMENT COMPENSATION	\$ 168	\$ -	\$ -	\$ -	\$ -	\$ -	\$ 168	
212 MEDICARE	\$ 1,882	\$ -	\$ -	\$ -	\$ -	\$ -	\$ 1,882	
317 DATA PROCESSING SERVICES	\$ 475	\$ -	\$ -	\$ -	\$ -	\$ -	\$ 475	
320 DUES & MEMBERSHIPS	\$ 2,800	\$ -	\$ -	\$ -	\$ -	\$ -	\$ 2,800	
332 LEGAL NOTICES, RECORDING, COURT COSTS	\$ 800	\$ -	\$ -	\$ -	\$ -	\$ -	\$ 800	
334 MAINTENANCE AGREEMENTS	\$ 800	\$ -	\$ -	\$ -	\$ -	\$ -	\$ 800	
347 PEST CONTROL	\$ 76	\$ -	\$ -	\$ -	\$ -	\$ -	\$ 76	
348 POSTAL CHARGES	\$ 500	\$ -	\$ -	\$ -	\$ -	\$ -	\$ 500	
349 PRINTING, STATIONERY & FORMS	\$ 200	\$ -	\$ -	\$ -	\$ -	\$ -	\$ 200	
355 TRAVEL	\$ 8,000	\$ -	\$ -	\$ -	\$ -	\$ -	\$ 8,000	
437 PERIODICALS	\$ 1,500	\$ -	\$ -	\$ -	\$ -	\$ -	\$ (200)	
499 OTHER SUPPLIES & MATERIALS	\$ 100	\$ -	\$ -	\$ -	\$ -	\$ -	\$ 100	
513 WORKER'S COMP	\$ 234	\$ -	\$ -	\$ -	\$ -	\$ -	\$ 234	
599 OTHER CHARGES	\$ 100	\$ -	\$ -	\$ -	\$ -	\$ -	\$ 300	
709 DATA PROCESSING EQPT	\$ 1,000	\$ -	\$ -	\$ -	\$ -	\$ -	\$ 1,000	
TOTAL COUNTY EXECUTIVE	\$ 174,580	\$ -	\$ -	\$ -	\$ -	\$ -	\$ 174,580	
51400 COUNTY ATTORNEY								
101 COUNTY OFFICIAL/ADMIN OFFICER	\$ 6,000	\$ -	\$ -	\$ -	\$ -	\$ -	\$ 6,000	
201 SOCIAL SECURITY	\$ 372	\$ -	\$ -	\$ -	\$ -	\$ -	\$ 372	
204 TCRS RETIREMENT	\$ 544	\$ -	\$ -	\$ -	\$ -	\$ -	\$ 544	
206 LIFE INSURANCE	\$ 67	\$ -	\$ -	\$ -	\$ -	\$ -	\$ 67	
208 DENTAL INSURANCE	\$ 222	\$ -	\$ -	\$ -	\$ -	\$ -	\$ 222	
209 SHORT TERM DISABILITY	\$ 152	\$ -	\$ -	\$ -	\$ -	\$ -	\$ 152	
210 UNEMPLOYMENT COMPENSATION	\$ 67	\$ -	\$ -	\$ -	\$ -	\$ -	\$ 67	
212 MEDICARE	\$ 86	\$ -	\$ -	\$ -	\$ -	\$ -	\$ 86	
513 WORKER'S COMP	\$ 78	\$ -	\$ -	\$ -	\$ -	\$ -	\$ 78	
TOTAL COUNTY ATTORNEY	\$ 7,589	\$ -	\$ -	\$ -	\$ -	\$ -	\$ 7,589	
51500 ELECTION COMMISSION								
101 COUNTY OFFICIAL	\$ 54,875	\$ -	\$ -	\$ -	\$ -	\$ -	\$ 54,875	
106 DEPUTIES	\$ 44,630	\$ -	\$ -	\$ -	\$ -	\$ -	\$ 44,630	
187 OVERTIME PAY	\$ 3,500	\$ -	\$ -	\$ -	\$ -	\$ -	\$ 3,500	
192 ELECTION COMMISSION	\$ 5,000	\$ -	\$ -	\$ -	\$ -	\$ -	\$ 5,000	
193 ELECTION COMMISSION WORKERS	\$ 30,000	\$ -	\$ -	\$ -	\$ -	\$ -	\$ 30,000	
196 IN-SERVICE TRAINING	\$ 500	\$ -	\$ -	\$ -	\$ -	\$ -	\$ 500	
201 SOCIAL SECURITY	\$ 6,386	\$ -	\$ -	\$ -	\$ -	\$ -	\$ 6,386	
204 TCRS RETIREMENT	\$ 9,343	\$ -	\$ -	\$ -	\$ -	\$ -	\$ 9,343	
205 EMPLOYEE AND DEPENDENT INSURANCE	\$ -	\$ -	\$ -	\$ -	\$ -	\$ -	\$ 300	

JANUARY 2008 BUDGET AMENDMENTS

	FY 2008 APPROVED BUDGET	PREVIOUS AMENDMENTS	JANUARY 2008 AMENDMENTS	AMENDED BUDGET
206 LIFE INSURANCE	\$ 67	\$ -	\$ -	\$ 67
207 MEDICAL INSURANCE	\$ 10,173	\$ -	\$ (300)	\$ 9,873
208 DENTAL INSURANCE	\$ 222	\$ -	\$ -	\$ 222
209 SHORT TERM DISABILITY	\$ 261	\$ -	\$ -	\$ 261
210 UNEMPLOYMENT COMPENSATION	\$ 168	\$ -	\$ -	\$ 168
212 MEDICARE	\$ 1,494	\$ -	\$ -	\$ 1,494
307 COMMUNICATION	\$ 1,560	\$ -	\$ -	\$ 1,560
312 CONTRACTS W/PRIVATE AGENCIES	\$ 25,200	\$ -	\$ 900	\$ 26,100
315 CONTRACTS W/VEHICLE OWNERS	\$ 15,000	\$ -	\$ (900)	\$ 14,100
317 DATA PROCESSING SERVICES	\$ 4,500	\$ -	\$ -	\$ 4,500
320 DUES & MEMBERSHIPS	\$ 300	\$ -	\$ -	\$ 300
332 LEGAL NOTICES, REC & COURT COSTS	\$ 2,500	\$ -	\$ -	\$ 2,500
334 MAINTENANCE AGREEMENTS	\$ 500	\$ -	\$ -	\$ 500
335 MAINTENANCE & REPAIR SERVICES - BLDG.	\$ -	\$ -	\$ -	\$ -
347 PEST CONTROL	\$ 264	\$ -	\$ -	\$ 264
348 POSTAL CHARGES	\$ 3,000	\$ -	\$ -	\$ 3,000
349 PRINTING, STATIONERY & FORMS	\$ 6,500	\$ -	\$ -	\$ 6,500
351 RENTALS	\$ 2,000	\$ -	\$ -	\$ 2,000
355 TRAVEL	\$ 3,000	\$ -	\$ -	\$ 3,000
359 DISPOSAL FEES	\$ 100	\$ -	\$ -	\$ 100
411 DATA PROCESSING SUPPLIES	\$ 2,000	\$ -	\$ -	\$ 2,000
435 OFFICE SUPPLIES	\$ 2,500	\$ -	\$ -	\$ 2,500
452 UTILITIES	\$ 4,200	\$ -	\$ -	\$ 4,200
499 OTHER SUPPLIES & MATERIALS	\$ 1,000	\$ -	\$ -	\$ 1,000
513 WORKER'S COMP	\$ 235	\$ -	\$ -	\$ 235
599 OTHER CHARGES	\$ -	\$ -	\$ -	\$ -
709 DATA PROCESSING EQPT	\$ 3,500	\$ -	\$ -	\$ 3,500
719 OFFICE EQUIPMENT	\$ 700	\$ -	\$ -	\$ 700
731 VOTING MACHINES	\$ -	\$ -	\$ -	\$ -
TOTAL ELECTION COMMISSION	\$ 245,178	\$ -	\$ -	\$ 245,178
51600 REGISTER OF DEEDS				
204 TORS RETIREMENT	\$ 14,688	\$ -	\$ -	\$ 14,688
205 EMPLOYEE AND DEPENDENT INSURANCE	\$ -	\$ -	\$ 150	\$ 150
206 LIFE INSURANCE	\$ 427	\$ -	\$ (150)	\$ 277
207 MEDICAL INSURANCE	\$ 19,174	\$ -	\$ -	\$ 19,174
208 DENTAL INSURANCE	\$ 222	\$ -	\$ -	\$ 222
209 SHORT TERM DISABILITY	\$ -	\$ -	\$ -	\$ -
210 UNEMPLOYMENT COMPENSATION	\$ 336	\$ -	\$ -	\$ 336
312 CONTRACTS WITH PRIVATE AGENCIES	\$ 5,000	\$ -	\$ -	\$ 5,000
317 DATA PROCESSING SERVICES	\$ 5,000	\$ -	\$ -	\$ 5,000
320 DUES & MEMBERSHIPS	\$ 600	\$ -	\$ 22	\$ 622
330 OPERATING LEASE PAYMENTS	\$ 22,500	\$ -	\$ -	\$ 22,500
334 MAINTENANCE AGREEMENTS	\$ 1,000	\$ -	\$ -	\$ 1,000
347 PEST CONTROL	\$ 76	\$ -	\$ -	\$ 76
348 POSTAGE	\$ 1,200	\$ -	\$ -	\$ 1,200
349 PRINTING, STATIONERY & FORMS	\$ 3,500	\$ -	\$ -	\$ 3,500
355 TRAVEL	\$ 2,000	\$ -	\$ -	\$ 2,000
435 OFFICE SUPPLIES	\$ 3,000	\$ -	\$ -	\$ 3,000
499 OTHER SUPPLIES & MATERIALS	\$ 300	\$ -	\$ (22)	\$ 278
513 WORKER'S COMP	\$ 391	\$ -	\$ -	\$ 391
709 DATA PROCESSING EQUIPMENT	\$ 1,000	\$ -	\$ -	\$ 1,000
719 OFFICE EQUIPMENT	\$ 1,000	\$ -	\$ -	\$ 1,000
TOTAL REGISTER OF DEEDS	\$ 81,414	\$ -	\$ -	\$ 81,414
51750 CODES COMPLIANCE				
499 OTHER SUPPLIES (CLEAN UP LAW CAMPAIGN)	\$ 34,339	\$ -	\$ -	\$ 34,339
TOTAL CODES COMPLIANCE	\$ 34,339	\$ -	\$ -	\$ 34,339
51800 COUNTY BUILDING				
105 SUPERVISOR/DIRECTOR	\$ 24,845	\$ -	\$ -	\$ 24,845
166 CUSTODIAL PERSONNEL (3)	\$ 60,267	\$ -	\$ -	\$ 60,267
169 PART-TIME PERSONNEL	\$ -	\$ -	\$ -	\$ -
186 LONGEVITY PAY	\$ 1,000	\$ -	\$ -	\$ 1,000
201 SOCIAL SECURITY	\$ 5,339	\$ -	\$ -	\$ 5,339
204 TORS RETIREMENT	\$ 7,810	\$ -	\$ -	\$ 7,810
205 EMPLOYEE AND DEPENDENT INSURANCE	\$ -	\$ -	\$ 291	\$ 291
206 LIFE INSURANCE	\$ 67	\$ -	\$ -	\$ 67
207 MEDICAL INSURANCE	\$ 20,346	\$ -	\$ (291)	\$ 20,055
208 DENTAL INSURANCE	\$ 222	\$ -	\$ -	\$ 222
209 SHORT TERM DISABILITY	\$ 254	\$ -	\$ -	\$ 254
210 UNEMPLOYMENT COMPENSATION	\$ 420	\$ -	\$ -	\$ 420
212 MEDICARE	\$ 1,248	\$ -	\$ -	\$ 1,248
307 COMMUNICATION	\$ 63,000	\$ -	\$ -	\$ 63,000
329 LAUNDRY SERVICE	\$ 250	\$ -	\$ -	\$ 250
330 OPERATING LEASE PAYMENTS	\$ 180	\$ -	\$ -	\$ 180

JANUARY 2008 BUDGET AMENDMENTS

	FY 2008 APPROVED BUDGET	PREVIOUS AMENDMENTS	JANUARY 2008 AMENDMENTS	AMENDED BUDGET
331 LEGAL SERVICES	\$ -	\$ -	\$ -	\$ -
332 LEGAL NOTICES, REG & COURT COSTS	\$ -	\$ -	\$ 220	\$ 220
334 MAINTENANCE AGREEMENTS	\$ 23,000	\$ -	\$ -	\$ 23,000
335 MAINTENANCE & REPAIR - BLDG	\$ 25,000	\$ -	\$ -	\$ 25,000
336 MAINTENANCE & REPAIR - EQPT	\$ 1,100	\$ -	\$ -	\$ 1,100
338 MAINTENANCE & REPAIR - VEHICLES	\$ 1,200	\$ -	\$ -	\$ 1,200
347 PEST CONTROL	\$ 2,196	\$ -	\$ -	\$ 2,196
348 POSTAL CHARGES	\$ 175	\$ -	\$ 780	\$ 955
355 TRAVEL	\$ -	\$ -	\$ -	\$ -
359 DISPOSAL FEES	\$ 1,000	\$ -	\$ -	\$ 1,000
399 OTHER CONTRACTED SERVICES	\$ 500	\$ -	\$ -	\$ 500
410 CUSTODIAL SUPPLIES	\$ 10,000	\$ -	\$ -	\$ 10,000
425 GASOLINE	\$ 500	\$ -	\$ -	\$ 500
435 OFFICE SUPPLIES	\$ 500	\$ -	\$ -	\$ 500
450 TIRES & TUBES	\$ 250	\$ -	\$ -	\$ 250
451 UNIFORMS	\$ 2,800	\$ -	\$ -	\$ 2,800
452 TOWER UTILITIES	\$ 195,000	\$ (10,000)	\$ (6,216)	\$ 188,784
489 OTHER SUPPLIES & MATERIALS	\$ -	\$ -	\$ 216	\$ 216
513 WORKERS COMP	\$ 2,100	\$ -	\$ -	\$ 1,099
711 FURNITURE & FIXTURES	\$ 2,044	\$ -	\$ (1,001)	\$ 1,044
790 OTHER EQUIPMENT	\$ -	\$ -	\$ -	\$ -
TOTAL COUNTY BUILDINGS	\$ 453,364	\$ (10,000)	\$ (6,000)	\$ 447,364
51910 PRESERVATION OF RECORDS				
105 SUPERVISOR/DIRECTOR	\$ 26,971	\$ -	\$ -	\$ 26,971
162 CLERICAL	\$ 20,500	\$ -	\$ -	\$ 20,500
186 LONGEVITY PAY	\$ 600	\$ -	\$ -	\$ 600
187 OVERTIME	\$ -	\$ -	\$ -	\$ -
201 SOCIAL SECURITY	\$ 2,980	\$ -	\$ -	\$ 2,980
204 TCRS RETIREMENT	\$ 4,360	\$ -	\$ -	\$ 4,360
206 LIFE INSURANCE	\$ -	\$ -	\$ 11	\$ 11
207 MEDICAL INSURANCE	\$ 10,173	\$ -	\$ (130)	\$ 10,043
208 DENTAL INSURANCE	\$ -	\$ -	\$ 36	\$ 36
209 SHORT TERM DISABILITY	\$ -	\$ -	\$ 82	\$ 82
210 UNEMPLOYMENT COMPENSATION	\$ 168	\$ -	\$ -	\$ 168
212 MEDICARE	\$ 697	\$ -	\$ -	\$ 697
302 ADVERTISING	\$ -	\$ -	\$ -	\$ -
307 COMMUNICATION	\$ 1,224	\$ -	\$ -	\$ 1,224
312 CONTRACTS W/PRIVATE AGENCIES	\$ 5,400	\$ -	\$ -	\$ 5,400
317 DATA PROCESSING SERVICES	\$ 500	\$ -	\$ -	\$ 500
320 MEMBERSHIPS & DUES	\$ 40	\$ -	\$ -	\$ 40
334 MAINTENANCE AGREEMENTS	\$ 860	\$ -	\$ -	\$ 860
335 MAINTENANCE & REPAIR SERVICES-BUILDINGS	\$ 168	\$ -	\$ -	\$ 168
355 TRAVEL	\$ 400	\$ -	\$ -	\$ 400
435 OFFICE SUPPLIES	\$ 1,000	\$ -	\$ -	\$ 1,000
499 OTHER SUPPLIES & MATERIALS	\$ 1,500	\$ -	\$ -	\$ 1,500
513 WORKER'S COMPENSATION	\$ 156	\$ -	\$ -	\$ 156
709 DATA PROCESSING EQUIPMENT	\$ 1,000	\$ -	\$ -	\$ 1,000
711 FURNITURE & FIXTURES	\$ 500	\$ -	\$ -	\$ 500
719 OFFICE EQUIPMENT	\$ 500	\$ -	\$ -	\$ 500
TOTAL PRESERVATION OF RECORDS	\$ 79,697	\$ -	\$ 0	\$ 79,697
TOTAL GENERAL ADMINISTRATION	\$ 1,192,899	\$ -	\$ (6,000)	\$ 1,186,899
52100 ACCOUNTING & BUDGETTING				
101 COUNTY OFFICIAL/ADMIN. OFFICER	\$ 50,000	\$ -	\$ -	\$ 50,000
119 ACCOUNTANTS/BOOKKEEPERS	\$ 51,660	\$ -	\$ -	\$ 51,660
169 PART-TIME PERSONNEL	\$ -	\$ -	\$ -	\$ -
186 LONGEVITY PAY	\$ 1,050	\$ -	\$ -	\$ 1,050
187 OVERTIME	\$ 1,000	\$ -	\$ -	\$ 1,000
186 IN-SERVICE	\$ 400	\$ -	\$ -	\$ 400
201 SOCIAL SECURITY	\$ 6,430	\$ -	\$ -	\$ 6,430
204 TCRS RETIREMENT	\$ 9,406	\$ -	\$ -	\$ 9,406
206 LIFE INSURANCE	\$ -	\$ -	\$ -	\$ -
207 MEDICAL INSURANCE	\$ 15,259	\$ -	\$ -	\$ 15,259
208 DENTAL INSURANCE	\$ -	\$ -	\$ -	\$ -
209 SHORT TERM DISABILITY	\$ -	\$ -	\$ -	\$ -
210 UNEMPLOYMENT COMPENSATION	\$ 252	\$ -	\$ -	\$ 252
212 MEDICARE	\$ 1,504	\$ -	\$ -	\$ 1,504
307 COMMUNICATION	\$ 3,000	\$ -	\$ -	\$ 3,000
317 DATA PROCESSING SERVICES	\$ 7,000	\$ -	\$ -	\$ 7,000
334 MAINTENANCE AGREEMENTS	\$ 660	\$ -	\$ -	\$ 660
337 MAINTENANCE & REPAIR-OFFICE EQPT	\$ 500	\$ -	\$ -	\$ 500
347 PEST CONTROL	\$ 132	\$ -	\$ -	\$ 132
348 POSTAGE	\$ 1,600	\$ -	\$ -	\$ 1,600

JANUARY 2008 BUDGET AMENDMENTS

	FY 2008		PREVIOUS AMENDMENTS	JANUARY 2008 AMENDMENTS	AMENDED BUDGET
	APPROVED BUDGET				
349 PRINTING, STATIONERY & FORMS	\$ 2,100	\$ -	\$ -	\$ -	\$ 2,100
355 TRAVEL	\$ 1,500	\$ -	\$ -	\$ -	\$ 1,500
359 DISPOSAL FEES	\$ 100	\$ -	\$ -	\$ -	\$ 100
399 OTHER CONTRACTED SERVICES	\$ 100	\$ -	\$ -	\$ -	\$ 100
435 OFFICE SUPPLIES	\$ 2,200	\$ -	\$ -	\$ -	\$ 2,200
452 UTILITIES	\$ 3,700	\$ -	\$ -	\$ -	\$ 3,700
499 OTHER SUPPLIES & MATERIALS	\$ 770	\$ -	\$ -	\$ -	\$ 770
513 WORKERS COMPENSATION	\$ 312	\$ -	\$ -	\$ -	\$ 312
699 OTHER CHARGES	\$ 500	\$ -	\$ -	\$ -	\$ 500
709 DATA PROCESSING EQPT	\$ 850	\$ -	\$ -	\$ -	\$ 850
TOTAL ACCOUNTING & BUDGETING	\$ 161,985	\$ -	\$ -	\$ -	\$ 161,985
PURCHASING					
52200					
101 COUNTY OFFICIAL/ADMIN. OFFICER	\$ 38,000	\$ -	\$ -	\$ -	\$ 38,000
122 PURCHASING PERSONNEL	\$ 26,971	\$ -	\$ -	\$ -	\$ 26,971
186 LONGEVITY PAY	\$ 750	\$ -	\$ -	\$ -	\$ 750
187 OVERTIME PAY	\$ 750	\$ -	\$ -	\$ -	\$ 750
197 IN-SERVICE TRAINING	\$ 500	\$ -	\$ -	\$ -	\$ 500
201 SOCIAL SECURITY	\$ 4,121	\$ -	\$ -	\$ -	\$ 4,121
204 TORS RETIREMENT	\$ 6,029	\$ -	\$ -	\$ -	\$ 6,029
206 LIFE INSURANCE	\$ -	\$ -	\$ -	\$ -	\$ -
207 MEDICAL INSURANCE	\$ 10,173	\$ -	\$ -	\$ -	\$ 10,173
208 DENTAL INSURANCE	\$ -	\$ -	\$ -	\$ -	\$ -
209 SHORT TERM DISABILITY	\$ -	\$ -	\$ -	\$ -	\$ -
210 UNEMPLOYMENT COMPENSATION	\$ 168	\$ -	\$ -	\$ -	\$ 168
212 MEDICARE	\$ 964	\$ -	\$ -	\$ -	\$ 964
317 DATA PROCESSING SERVICES	\$ 7,000	\$ -	\$ -	\$ -	\$ 7,000
347 PEST CONTROL	\$ 132	\$ -	\$ -	\$ -	\$ 132
348 POSTAGE	\$ 1,000	\$ -	\$ -	\$ -	\$ 1,000
349 PRINTING, STATIONERY & FORMS	\$ 750	\$ -	\$ -	\$ -	\$ 750
355 TRAVEL	\$ 500	\$ -	\$ -	\$ -	\$ 500
435 OFFICE SUPPLIES	\$ 1,700	\$ -	\$ -	\$ 500	\$ 2,200
499 OTHER SUPPLIES & MATERIALS	\$ 1,350	\$ -	\$ -	\$ (500)	\$ 850
513 WORKERS COMP	\$ 156	\$ -	\$ -	\$ -	\$ 156
599 OTHER CHARGES	\$ 750	\$ -	\$ -	\$ -	\$ 750
709 DATA PROCESSING EQPT	\$ 1,500	\$ -	\$ -	\$ -	\$ 1,500
TOTAL PURCHASING	\$ 103,264	\$ -	\$ -	\$ -	\$ 103,264
PROPERTY ASSESSOR'S OFFICE					
52300					
101 COUNTY OFFICIAL	\$ 60,972	\$ -	\$ -	\$ -	\$ 60,972
106 DEPUTY(IES)	\$ 103,319	\$ -	\$ -	\$ -	\$ 103,319
169 PART-TIME PERSONNEL	\$ 5,000	\$ -	\$ -	\$ -	\$ 5,000
186 LONGEVITY PAY	\$ 1,050	\$ -	\$ -	\$ -	\$ 1,050
187 OVERTIME PAY	\$ 1,600	\$ -	\$ -	\$ -	\$ 1,600
189 OTHER SALARIES & WAGES	\$ 29,101	\$ -	\$ -	\$ -	\$ 29,101
191 BOARD & COMMITTEE MEMBER FEES	\$ 1,050	\$ -	\$ -	\$ -	\$ 1,050
196 IN-SERVICE	\$ 300	\$ -	\$ -	\$ -	\$ 300
201 SOCIAL SECURITY	\$ 12,530	\$ -	\$ -	\$ -	\$ 12,530
204 TORS RETIREMENT	\$ 18,235	\$ -	\$ -	\$ -	\$ 18,235
205 EMPLOYEE AND DEPENDENT INSURANCE	\$ -	\$ -	\$ -	\$ 293	\$ 293
206 LIFE INSURANCE	\$ 419	\$ -	\$ -	\$ -	\$ 419
207 MEDICAL INSURANCE	\$ 25,432	\$ -	\$ -	\$ (293)	\$ 25,140
208 DENTAL INSURANCE	\$ 223	\$ -	\$ -	\$ -	\$ 223
209 SHORT TERM DISABILITY	\$ -	\$ -	\$ -	\$ -	\$ -
210 UNEMPLOYMENT COMPENSATION	\$ 420	\$ -	\$ -	\$ -	\$ 420
212 MEDICARE	\$ 2,931	\$ -	\$ -	\$ -	\$ 2,931
317 DATA PROCESSING SERVICES	\$ 15,000	\$ -	\$ 2,000	\$ -	\$ 15,000
320 DUES & MEMBERSHIPS	\$ 1,750	\$ -	\$ -	\$ -	\$ 1,750
332 LEGAL NOTICES, REC & COURT COSTS	\$ 100	\$ -	\$ -	\$ -	\$ 100
334 MAINTENANCE AGREEMENTS	\$ 726	\$ -	\$ 3,000	\$ -	\$ 726
337 MAINTENANCE & REPAIR - OFF EQPT	\$ 100	\$ -	\$ -	\$ -	\$ 100
338 MAINTENANCE & REPAIR - VEHICLES	\$ 300	\$ -	\$ -	\$ -	\$ 300
347 PEST CONTROL	\$ 76	\$ -	\$ -	\$ -	\$ 76
348 POSTAL CHARGES	\$ 1,100	\$ -	\$ -	\$ -	\$ 1,100
349 PRINTING, STATIONERY & FORMS	\$ 450	\$ -	\$ -	\$ -	\$ 450
355 TRAVEL	\$ 1,500	\$ -	\$ -	\$ -	\$ 1,500
399 OTHER CONTRACTED SERVICES	\$ 300	\$ -	\$ -	\$ -	\$ 300
425 GASOLINE	\$ 2,500	\$ -	\$ -	\$ -	\$ 2,500
435 OFFICE SUPPLIES	\$ 2,000	\$ -	\$ -	\$ -	\$ 2,000
450 TIRES & TUBES	\$ 330	\$ -	\$ -	\$ -	\$ 330
499 OTHER SUPPLIES & MATERIALS	\$ 200	\$ -	\$ -	\$ -	\$ 200
513 WORKERS COMP	\$ 469	\$ -	\$ -	\$ -	\$ 469
709 DATA PROCESSING EQPT	\$ 1,200	\$ -	\$ -	\$ -	\$ 1,200
718 MOTOR VEHICLES	\$ -	\$ -	\$ -	\$ -	\$ -
719 OFFICE EQUIPMENT	\$ -	\$ 800	\$ -	\$ -	\$ 800
TOTAL PROPERTY ASSESSOR	\$ 290,682	\$ 5,800	\$ -	\$ -	\$ 290,682

JANUARY 2008 BUDGET AMENDMENTS

	FY 2008		PREVIOUS AMENDMENTS	JANUARY 2008 AMENDMENTS	AMENDED BUDGET
	APPROVED BUDGET				
52400 COUNTY TRUSTEE					
204 TORS RETIREMENT	\$ 14,901	\$ -	\$ -	\$ 14,901	
205 EMPLOYER AND DEPENDENT INSURANCE	\$ -	\$ -	\$ 1,192	\$ 1,192	
206 LIFE INSURANCE	\$ 1,339	\$ -	\$ (1,192)	\$ 147	
207 MEDICAL INSURANCE	\$ 4,798	\$ -	\$ -	\$ 4,798	
208 DENTAL INSURANCE	\$ 889	\$ -	\$ -	\$ 889	
209 SHORT TERM DISABILITY	\$ 986	\$ -	\$ -	\$ 986	
210 UNEMPLOYMENT COMPENSATION	\$ 336	\$ -	\$ -	\$ 336	
317 DATA PROCESSING	\$ 8,500	\$ -	\$ -	\$ 8,500	
320 DUES & MEMBERSHIPS	\$ 975	\$ -	\$ -	\$ 975	
336 MAINTENANCE & REPAIR EQPT	\$ 450	\$ -	\$ -	\$ 450	
347 PEST CONTROL	\$ 76	\$ -	\$ -	\$ 76	
348 POSTAL CHARGES	\$ 1,000	\$ -	\$ 6,000	\$ 7,000	
349 PRINTING STATIONERY & FORMS	\$ 12,000	\$ -	\$ -	\$ 12,000	
355 TRAVEL	\$ -	\$ -	\$ 39	\$ 39	
436 OFFICE SUPPLIES	\$ 2,500	\$ -	\$ -	\$ 2,500	
489 OTHER SUPPLIES	\$ 500	\$ -	\$ -	\$ 500	
513 WORKERS COMP	\$ 390	\$ -	\$ -	\$ 390	
589 OTHER CHARGES	\$ 100	\$ -	\$ (39)	\$ 61	
709 DATA PROCESSING EQPT	\$ 1,000	\$ -	\$ -	\$ 1,000	
719 OFFICE EQUIPMENT	\$ 200	\$ -	\$ -	\$ 200	
TOTAL TRUSTEE	\$ 50,941	\$ -	\$ -	\$ 56,941	
52500 COUNTY CLERK					
204 TORS RETIREMENT	\$ 21,891	\$ -	\$ -	\$ 21,891	
205 EMPLOYEE AND DEPENDENT INSURANCE	\$ -	\$ -	\$ 1,650	\$ 1,650	
206 LIFE INSURANCE	\$ 696	\$ -	\$ -	\$ 696	
207 MEDICAL INSURANCE	\$ 14,395	\$ -	\$ -	\$ 14,395	
208 DENTAL INSURANCE	\$ 443	\$ -	\$ -	\$ 443	
209 SHORT TERM DISABILITY	\$ 728	\$ -	\$ -	\$ 728	
210 UNEMPLOYMENT COMPENSATION	\$ 588	\$ -	\$ -	\$ 588	
317 DATA PROCESSING SERVICES	\$ 18,000	\$ -	\$ -	\$ 18,000	
320 DUES & MEMBERSHIPS	\$ 1,000	\$ -	\$ -	\$ 1,000	
332 LEGAL NOTICES, REC & COURT COSTS	\$ 200	\$ -	\$ -	\$ 200	
334 MAINTENANCE AGREEMENTS	\$ 1,500	\$ -	\$ -	\$ 1,500	
336 MAINTENANCE & REPAIR - EQPT	\$ 200	\$ -	\$ -	\$ 200	
347 PEST CONTROL	\$ 76	\$ -	\$ -	\$ 76	
348 POSTAL CHARGES	\$ 6,650	\$ -	\$ -	\$ 6,650	
349 PRINTING, STATIONERY & FORMS	\$ 6,000	\$ -	\$ -	\$ 6,000	
355 TRAVEL	\$ 3,000	\$ -	\$ -	\$ 3,000	
399 OTHER CONTRACTED SERVICES	\$ 800	\$ -	\$ -	\$ 800	
436 OFFICE SUPPLIES	\$ 6,000	\$ -	\$ -	\$ 6,000	
499 OTHER SUPPLIES & MATERIALS	\$ 1,500	\$ -	\$ -	\$ 1,500	
513 WORKERS COMPENSATION	\$ 625	\$ -	\$ -	\$ 625	
711 FURNITURE & FIXTURES	\$ 2,000	\$ -	\$ -	\$ 2,000	
719 OFFICE EQUIPMENT	\$ 2,500	\$ -	\$ (1,650)	\$ 850	
TOTAL COUNTY CLERK	\$ 88,792	\$ -	\$ -	\$ 87,142	
TOTAL FINANCE	\$ 695,664	\$ 5,800	\$ 6,000	\$ 700,014	
53100 CIRCUIT COURT CLERK					
101 COUNTY OFFICIAL/ADMIN OFFICER	\$ 60,972	\$ -	\$ -	\$ 60,972	
106 DEPUTY(IES)	\$ 228,354	\$ -	\$ -	\$ 228,354	
186 LONGEVITY PAY	\$ 3,250	\$ -	\$ -	\$ 3,250	
187 OVERTIME PAY	\$ 590	\$ -	\$ -	\$ 590	
194 JURY & WITNESS FEES	\$ 42,000	\$ -	\$ -	\$ 42,000	
196 IN-SERVICE TRAINING	\$ 2,000	\$ -	\$ -	\$ 2,000	
201 SOCIAL SECURITY	\$ 18,140	\$ -	\$ -	\$ 18,140	
204 TORS RETIREMENT	\$ 26,537	\$ -	\$ -	\$ 26,537	
205 EMPLOYEE AND DEPENDENT INSURANCE	\$ -	\$ -	\$ 445	\$ 445	
206 LIFE INSURANCE	\$ 500	\$ -	\$ (445)	\$ 105	
207 MEDICAL INSURANCE	\$ 35,605	\$ -	\$ -	\$ 35,605	
208 DENTAL INSURANCE	\$ 445	\$ -	\$ -	\$ 445	
209 SHORT TERM DISABILITY	\$ 763	\$ -	\$ -	\$ 763	
210 UNEMPLOYMENT COMPENSATION	\$ 756	\$ -	\$ -	\$ 756	
212 MEDICARE	\$ 4,243	\$ -	\$ -	\$ 4,243	
307 COMMUNICATION	\$ 350	\$ -	\$ -	\$ 350	
317 DATA PROCESSING	\$ 12,000	\$ -	\$ -	\$ 12,000	
320 DUES & MEMBERSHIPS	\$ 900	\$ -	\$ -	\$ 900	
332 LEGAL NOTICES, REC & COURT COSTS	\$ 264	\$ -	\$ -	\$ 264	
334 MAINTENANCE AGREEMENTS	\$ 1,575	\$ -	\$ -	\$ 1,575	
337 MAINTENANCE & REPAIR - OFFICE EQPT	\$ 150	\$ -	\$ -	\$ 150	
347 PEST CONTROL	\$ 76	\$ -	\$ -	\$ 76	
348 POSTAL CHARGES	\$ 2,350	\$ -	\$ -	\$ 2,350	
349 PRINTING, STATIONERY & FORMS	\$ 4,500	\$ -	\$ -	\$ 4,500	

JANUARY 2008 BUDGET AMENDMENTS

	FY 2008		PREVIOUS AMENDMENTS	JANUARY 2008 AMENDMENTS	AMENDED BUDGET
	APPROVED BUDGET				
355 TRAVEL	\$ 250	\$ -	\$ -	\$ -	\$ 250
435 OFFICE SUPPLIES	\$ 4,500	\$ -	\$ -	\$ -	\$ 4,500
499 OTHER SUPPLIES & MATERIALS	\$ 200	\$ -	\$ -	\$ -	\$ 200
513 WORKERS COMPENSATION	\$ 782	\$ -	\$ -	\$ -	\$ 782
599 OTHER CHARGES	\$ 600	\$ -	\$ -	\$ -	\$ 600
709 DATA PROCESSING EQPT	\$ -	\$ -	\$ -	\$ -	\$ -
719 OFFICE EQPT	\$ 500	\$ -	\$ -	\$ -	\$ 500
TOTAL CIRCUIT COURT CLERK	\$ 453,201	\$ -	\$ -	\$ -	\$ 453,201
53300 GENERAL SESSIONS COURT					
102 JUDGE(S)	\$ 129,960	\$ -	\$ -	\$ -	\$ 129,960
106 DEPUTY(IES)	\$ 53,943	\$ -	\$ -	\$ -	\$ 53,943
160 GUARDS	\$ 45,055	\$ -	\$ -	\$ -	\$ 45,055
169 PART-TIME PERSONNEL	\$ 6,000	\$ -	\$ -	\$ -	\$ 6,000
186 LONGEVITY PAY	\$ 2,200	\$ -	\$ -	\$ -	\$ 2,200
187 OVERTIME	\$ 5,000	\$ -	\$ -	\$ -	\$ 5,000
196 IN-SERVICE	\$ 1,000	\$ -	\$ -	\$ -	\$ 1,000
201 SOCIAL SECURITY	\$ 15,014	\$ -	\$ -	\$ -	\$ 15,014
204 TCRS RETIREMENT	\$ 21,964	\$ -	\$ -	\$ -	\$ 21,964
205 EMPLOYEE AND DEPENDENT INSURANCE	\$ -	\$ -	\$ -	\$ 900	\$ 900
206 LIFE INSURANCE	\$ -	\$ -	\$ -	\$ -	\$ -
207 MEDICAL INSURANCE	\$ 25,432	\$ -	\$ -	\$ (900)	\$ 24,532
208 DENTAL INSURANCE	\$ -	\$ -	\$ -	\$ -	\$ -
209 SHORT TERM DISABILITY	\$ -	\$ -	\$ -	\$ -	\$ -
210 UNEMPLOYMENT COMPENSATION	\$ 336	\$ -	\$ -	\$ -	\$ 336
212 MEDICARE	\$ 3,511	\$ -	\$ -	\$ -	\$ 3,511
307 COMMUNICATION	\$ -	\$ -	\$ -	\$ -	\$ -
312 CONTRACTS W/PRIVATE AGENCIES	\$ -	\$ -	\$ -	\$ -	\$ 800
317 DATA PROCESSING	\$ 800	\$ -	\$ -	\$ -	\$ 800
320 DUES & MEMBERSHIPS	\$ 1,500	\$ -	\$ -	\$ -	\$ 1,500
347 PEST CONTROL	\$ 76	\$ -	\$ -	\$ -	\$ 76
348 POSTAL CHARGES	\$ 700	\$ -	\$ -	\$ -	\$ 700
349 PRINTING, STATIONERY & FORMS	\$ 1,500	\$ -	\$ -	\$ -	\$ 1,500
355 TRAVEL	\$ 3,000	\$ -	\$ -	\$ -	\$ 3,000
399 OTHER CONTRACTED SERVICES	\$ -	\$ -	\$ -	\$ -	\$ -
435 OFFICE SUPPLIES	\$ 2,000	\$ -	\$ -	\$ -	\$ 2,000
499 OTHER SUPPLIES & MATERIALS	\$ 800	\$ -	\$ -	\$ -	\$ 800
513 WORKERS COMPENSATION	\$ 391	\$ -	\$ -	\$ -	\$ 391
599 OTHER CHARGES	\$ 400	\$ -	\$ -	\$ -	\$ 400
709 DATA PROCESSING EQPT	\$ 2,100	\$ -	\$ -	\$ -	\$ 2,100
711 FURNITURE & FIXTURES	\$ -	\$ -	\$ -	\$ -	\$ -
719 OFFICE EQPT	\$ 2,500	\$ -	\$ -	\$ -	\$ 2,500
TOTAL GENERAL SESSIONS	\$ 325,182	\$ -	\$ -	\$ -	\$ 325,182
53330 DRUG COURT					
312 CONTRACTS W/PRIVATE AGENCIES	\$ -	\$ -	\$ -	\$ -	\$ -
TOTAL DRUG COURT	\$ -	\$ -	\$ -	\$ -	\$ -
53400 CHANCERY COURT					
101 COUNTY OFFICIAL/ADMIN OFFICER	\$ 60,972	\$ -	\$ -	\$ -	\$ 60,972
106 DEPUTY(IES)	\$ 103,318	\$ -	\$ -	\$ -	\$ 103,318
169 PART-TIME PERSONNEL	\$ 17,160	\$ -	\$ -	\$ -	\$ 17,160
186 LONGEVITY PAY	\$ 2,250	\$ -	\$ -	\$ -	\$ 2,250
187 OVERTIME PAY	\$ 1,500	\$ -	\$ -	\$ -	\$ 1,500
196 IN-SERVICE TRAINING	\$ 400	\$ -	\$ -	\$ -	\$ 400
201 SOCIAL SECURITY	\$ 11,482	\$ -	\$ -	\$ -	\$ 11,482
204 TCRS RETIREMENT	\$ 16,798	\$ -	\$ -	\$ -	\$ 16,798
206 LIFE INSURANCE	\$ 202	\$ -	\$ -	\$ -	\$ 202
207 MEDICAL INSURANCE	\$ 10,173	\$ -	\$ -	\$ -	\$ 10,173
208 DENTAL INSURANCE	\$ 445	\$ -	\$ -	\$ -	\$ 445
209 SHORT TERM DISABILITY	\$ 772	\$ -	\$ -	\$ -	\$ 772
210 UNEMPLOYMENT COMPENSATION	\$ 336	\$ -	\$ -	\$ -	\$ 336
212 MEDICARE	\$ 2,686	\$ -	\$ -	\$ -	\$ 2,686
317 DATA PROCESSING	\$ 7,500	\$ -	\$ -	\$ -	\$ 7,500
320 DUES & MEMBERSHIPS	\$ 651	\$ -	\$ -	\$ -	\$ 651
332 LEGAL NOTICES, RECORDING, AND COURT COSTS	\$ -	\$ -	\$ -	\$ -	\$ -
334 MAINTENANCE AGREEMENTS	\$ 800	\$ -	\$ -	\$ -	\$ 800
347 PEST CONTROL	\$ 76	\$ -	\$ -	\$ -	\$ 76
348 POSTAL CHARGES	\$ 3,000	\$ -	\$ -	\$ 1,500	\$ 4,500
349 PRINTING, STATIONERY & FORMS	\$ 3,000	\$ -	\$ -	\$ -	\$ 3,000
355 TRAVEL	\$ 1,500	\$ -	\$ -	\$ -	\$ 1,500
399 OTHER CONTRACTED SERVICES	\$ 250	\$ -	\$ -	\$ -	\$ 250
435 OFFICE SUPPLIES & MATERIALS	\$ 3,500	\$ -	\$ -	\$ 400	\$ 3,500
499 OTHER SUPPLIES & MATERIALS	\$ 300	\$ -	\$ -	\$ -	\$ 300
513 WORKERS COMPENSATION	\$ 469	\$ -	\$ -	\$ -	\$ 469
709 DATA PROCESSING EQPT	\$ 7,000	\$ -	\$ -	\$ (1,900)	\$ 5,100

JANUARY 2008 BUDGET AMENDMENTS		FY 2008	PREVIOUS	JANUARY 2008	AMENDED
		APPROVED	AMENDMENTS	AMENDMENTS	BUDGET
		BUDGET			
719	OFFICE EQPT	\$ -	\$ -	\$ -	\$ -
	TOTAL CHANCERY COURT	\$ 256,539	\$ -	\$ -	\$ 256,539
	JUVENILE COURT				
53500					
112	YOUTH SERVICE OFFICER	\$ 9,000	\$ -	\$ -	\$ 9,000
140	SALARY SUPPLEMENTS(JUVENILE JUDGE)	\$ 18,200	\$ -	\$ -	\$ 18,200
201	SOCIAL SECURITY	\$ 1,686	\$ -	\$ -	\$ 1,686
204	TORS RETIREMENT	\$ 2,467	\$ -	\$ (432)	\$ 2,035
205	EMPLOYEE & DEPENDENT INSURANCE	\$ -	\$ -	\$ 300	\$ 300
206	LIFE INSURANCE	\$ 68	\$ -	\$ -	\$ 68
207	MEDICAL INSURANCE	\$ -	\$ -	\$ -	\$ -
208	DENTAL INSURANCE	\$ 222	\$ -	\$ -	\$ 222
209	SHORT TERM DISABILITY	\$ 153	\$ -	\$ -	\$ 153
210	UNEMPLOYMENT COMPENSATION	\$ 84	\$ -	\$ -	\$ 84
212	MEDICARE	\$ 393	\$ -	\$ -	\$ 393
399	CONTRACTED SVCS(MIDDLE TN. JUV. DETENT)	\$ -	\$ -	\$ 132	\$ 132
599	OTHER CHARGES	\$ -	\$ -	\$ -	\$ -
	TOTAL JUVENILE COURT	\$ 32,274	\$ -	\$ 0	\$ 32,274
	DISTRICT ATTORNEY GENERAL				
53600					
312	CONTRACTS WITH PRIVATE AGENCIES	\$ -	\$ -	\$ -	\$ -
316	CONTRIBUTIONS	\$ 2,500	\$ -	\$ -	\$ 2,500
399	OTHER CONTRACTED SERVICES (AUTOPSIES)	\$ 40,000	\$ -	\$ -	\$ 40,000
	TOTAL DISTRICT ATTORNEY GENERAL	\$ 42,500	\$ -	\$ -	\$ 42,500
	COURTROOM SECURITY				
53920					
196	IN-SERVICE TRAINING	\$ 2,000	\$ -	\$ -	\$ 2,000
355	TRAVEL	\$ 2,000	\$ -	\$ -	\$ 2,000
790	SECURITY EQUIPMENT	\$ 50,000	\$ -	\$ -	\$ 50,000
	TOTAL COURTROOM SECURITY	\$ 54,000	\$ -	\$ -	\$ 54,000
	VICTIM ASSISTANCE PROGRAMS				
53930					
312	CONTRACTS WITH PRIVATE AGENCIES	\$ 7,400	\$ -	\$ -	\$ 7,400
	TOTAL VICTIM ASSISTANCE PROGRAMS	\$ 7,400	\$ -	\$ -	\$ 7,400
	TOTAL ADMINISTRATION OF JUSTICE	\$ 1,174,095	\$ -	\$ 0	\$ 1,174,095
	SHERIFF DEPARTMENT				
54110					
101	COUNTY OFFICIAL/ADMIN OFFICER	\$ 70,424	\$ -	\$ -	\$ 70,424
105	SUPERVISOR/DIRECTOR(1)	\$ 55,022	\$ -	\$ -	\$ 55,022
106	DEPUTIES(30)	\$ 919,621	\$ 5,927	\$ -	\$ 925,548
108	INVESTIGATORS(4)	\$ 154,398	\$ (14,540)	\$ -	\$ 139,858
109	CAPTAINS(1)	\$ 50,020	\$ -	\$ -	\$ 50,020
110	LIEUTENANT(1)	\$ 42,551	\$ 1,436	\$ -	\$ 43,986
113	SERGEANTS(6)	\$ 200,754	\$ 1,436	\$ -	\$ 202,190
161	SECRETARY(S) (5)	\$ 121,870	\$ 1,436	\$ -	\$ 123,306
169	PART-TIME PERSONNEL	\$ 16,200	\$ -	\$ -	\$ 16,200
186	LONGEVITY PAY	\$ 13,750	\$ -	\$ -	\$ 13,750
187	OVERTIME PAY	\$ 44,000	\$ (3,000)	\$ -	\$ 41,000
187-K90T	OVERTIME PAY	\$ 8,000	\$ -	\$ -	\$ 8,000
187-SROOT	OVERTIME PAY	\$ 6,000	\$ -	\$ -	\$ 6,000
189	OTHER SALARIES & WAGES(VACATION PAY)	\$ 43,000	\$ 30,000	\$ -	\$ 73,000
196	IN-SERVICE TRAINING	\$ 33,000	\$ -	\$ -	\$ 33,000
201	SOCIAL SECURITY	\$ 108,228	\$ -	\$ -	\$ 108,228
204	TORS RETIREMENT	\$ 158,327	\$ -	\$ -	\$ 158,327
206	EMPLOYEE & DEPENDENT INSURANCE	\$ -	\$ -	\$ 4,000	\$ 4,000
206	LIFE INSURANCE	\$ 4,739	\$ -	\$ -	\$ 4,739
207	MEDICAL INSURANCE	\$ 172,935	\$ -	\$ (4,000)	\$ 168,935
208	DENTAL INSURANCE	\$ 1,779	\$ -	\$ -	\$ 1,779
209	SHORT TERM DISABILITY	\$ 2,485	\$ -	\$ -	\$ 2,485
210	UNEMPLOYMENT COMPENSATION	\$ 3,948	\$ -	\$ -	\$ 3,948
212	MEDICARE	\$ 25,311	\$ -	\$ -	\$ 25,311
307	COMMUNICATION	\$ 10,000	\$ -	\$ (1,700)	\$ 8,300
317	DATA PROCESSING SERVICES	\$ 3,200	\$ -	\$ 1,700	\$ 4,900
320	DUES & MEMBERSHIPS	\$ 2,500	\$ -	\$ -	\$ 2,500
322	EVALUATING & TESTING	\$ 2,000	\$ -	\$ -	\$ 2,000
330	OPERATING LEASE PAYMENTS	\$ 4,000	\$ -	\$ -	\$ 4,000
332	LEGAL NOTICES, REC & COURT COSTS	\$ 150	\$ -	\$ -	\$ 150
334	MAINTENANCE AGREEMENTS	\$ 12,000	\$ -	\$ 1,121	\$ 13,121
335	MAINTENANCE & REPAIR - BLDGS	\$ -	\$ -	\$ -	\$ -
336	MAINTENANCE & REPAIR - EQPT	\$ 1,500	\$ -	\$ (1,121)	\$ 379
337	MAINTENANCE & REPAIR - OFFICE EQPT	\$ 300	\$ -	\$ -	\$ 300
338	MAINTENANCE & REPAIR - VEHICLES	\$ 45,000	\$ -	\$ -	\$ 45,000
347	PEST CONTROL	\$ 352	\$ -	\$ -	\$ 352
346	POSTAL CHARGES	\$ 1,525	\$ -	\$ -	\$ 1,525
349	PRINTING, STATIONERY & FORMS	\$ 4,000	\$ -	\$ -	\$ 4,000

JANUARY 2008 BUDGET AMENDMENTS

	FY 2008		PREVIOUS AMENDMENTS	JANUARY 2008 AMENDMENTS	AMENDED BUDGET
	APPROVED BUDGET				
349-CSEO PRINTING, STATIONERY & FORMS	\$ -	\$ -	\$ -	\$ -	\$ -
353 TOW IN SERVICES	\$ 1,000	\$ -	\$ -	\$ -	\$ 1,000
355 TRAVEL	\$ 18,000	\$ -	\$ -	\$ -	\$ 18,000
399 OTHER CONTRACTED SERVICES	\$ 2,000	\$ -	\$ -	\$ -	\$ 2,000
410 CUSTODIAL SUPPLIES	\$ 5,200	\$ -	\$ -	\$ -	\$ 5,200
422 FOOD SUPPLIES	\$ 1,000	\$ -	\$ -	\$ -	\$ 1,000
425 GASOLINE	\$ 80,000	\$ -	\$ -	\$ -	\$ 80,000
431 LAW ENFORCEMENT SUPPLIES	\$ 15,000	\$ -	\$ -	\$ -	\$ 15,000
431-CSEO LAW ENFORCEMENT SUPPLIES	\$ -	\$ -	\$ -	\$ -	\$ -
435 OFFICE SUPPLIES	\$ 8,000	\$ -	\$ -	\$ -	\$ 8,000
450 TIRES & TUBES	\$ 10,500	\$ -	\$ -	\$ -	\$ 10,500
451 UNIFORMS	\$ 20,000	\$ -	\$ -	\$ -	\$ 20,000
452 UTILITIES	\$ -	\$ 10,000	\$ -	\$ -	\$ 10,000
499 OTHER SUPPLIES	\$ 3,500	\$ -	\$ -	\$ 150	\$ 3,650
507 MEDICAL CLAIMS	\$ -	\$ -	\$ -	\$ -	\$ -
513 WORKERS COMP	\$ 21,053	\$ -	\$ -	\$ 500	\$ 21,053
515 LIABILITY CLAIM	\$ -	\$ -	\$ -	\$ 1,235	\$ 1,235
516 OTHER SELF-INSURED CLAIMS	\$ -	\$ -	\$ -	\$ 2,600	\$ 2,600
599 OTHER CHARGES	\$ 2,600	\$ -	\$ -	\$ -	\$ -
707 BUILDING IMPROVEMENTS	\$ -	\$ -	\$ -	\$ (1,885)	\$ 3,115
709 DATA PROCESSING EQPT	\$ 5,000	\$ -	\$ -	\$ -	\$ 5,000
709-CSEO DATA PROCESSING EQPT	\$ -	\$ -	\$ -	\$ -	\$ -
710 FOOD SERVICE EQPT	\$ -	\$ -	\$ -	\$ -	\$ -
711 FURNITURE & FIXTURES	\$ 1,000	\$ -	\$ -	\$ -	\$ 1,000
716 LAW ENFORCEMENT EQPT	\$ 30,000	\$ -	\$ (27,000)	\$ -	\$ 3,000
718 MOTOR VEHICLES	\$ -	\$ -	\$ -	\$ -	\$ -
719 OFFICE EQUIPMENT	\$ 3,400	\$ -	\$ -	\$ -	\$ 3,400
790 OTHER EQUIPMENT	\$ -	\$ 17,000	\$ -	\$ -	\$ 17,000
TOTAL SHERIFF DEPARTMENT	\$ 2,570,142	\$ -	\$ 22,683	\$ -	\$ 2,592,835
54210 COUNTY JAIL					
105 SUPERVISOR/DIRECTOR	\$ -	\$ -	\$ -	\$ -	\$ -
110 LIEUTENANT	\$ 37,177	\$ 1,436	\$ -	\$ -	\$ 38,613
115 SERGEANT(2)	\$ 61,155	\$ -	\$ -	\$ -	\$ 61,155
131 MEDICAL PERSONNEL	\$ 30,000	\$ 5,000	\$ -	\$ -	\$ 35,000
160 GUARDS (9)	\$ 197,187	\$ 2,871	\$ -	\$ -	\$ 200,058
162 CLERICAL PERSONNEL	\$ 7,247	\$ -	\$ -	\$ -	\$ 7,247
165 CAFETERIA PERSONNEL (1)	\$ 20,000	\$ -	\$ -	\$ -	\$ 20,000
169 PART-TIME PERSONNEL	\$ -	\$ -	\$ -	\$ -	\$ -
186 LONGEVITY PAY	\$ 1,000	\$ -	\$ -	\$ -	\$ 1,000
187 OVERTIME PAY	\$ 1,000	\$ -	\$ -	\$ -	\$ 1,000
196 IN-SERVICE TRAINING	\$ 2,500	\$ -	\$ -	\$ -	\$ 2,500
201 SOCIAL SECURITY	\$ 19,887	\$ -	\$ -	\$ -	\$ 19,887
204 TORS RETIREMENT	\$ 28,436	\$ -	\$ -	\$ -	\$ 28,436
205 EMPLOYEE & DEPENDENT INSURANCE	\$ -	\$ -	\$ -	\$ 360	\$ 360
206 LIFE INSURANCE	\$ 495	\$ -	\$ -	\$ -	\$ 495
207 MEDICAL INSURANCE	\$ 50,864	\$ -	\$ -	\$ -	\$ 50,864
208 DENTAL INSURANCE	\$ 445	\$ -	\$ -	\$ -	\$ 445
209 SHORT TERM DISABILITY	\$ 518	\$ -	\$ -	\$ -	\$ 518
210 UNEMPLOYMENT COMPENSATION	\$ 1,176	\$ -	\$ -	\$ -	\$ 1,176
212 MEDICARE	\$ 4,649	\$ -	\$ -	\$ -	\$ 4,649
307 COMMUNICATION	\$ 1,500	\$ -	\$ -	\$ -	\$ 1,500
312 CONTRACTS W/PRIV. AGENC./MEDICAL SERVICES	\$ 24,000	\$ (5,000)	\$ -	\$ -	\$ 19,000
312 CONTRACTS W/PRIV. AGENC./INMATE HOUSING	\$ 100,000	\$ 264,000	\$ -	\$ 120,000	\$ 484,000
322 EVALUATION & TESTING	\$ 1,000	\$ -	\$ -	\$ 250	\$ 1,250
329 LAUNDRY SERVICE	\$ -	\$ -	\$ -	\$ -	\$ -
332 LEGAL NOTICES, REC. & COURT COSTS	\$ -	\$ -	\$ -	\$ -	\$ -
335 MAINTENANCE & REPAIR - BLDGS	\$ 2,500	\$ -	\$ -	\$ -	\$ 2,500
336 MAINTENANCE & REPAIR - EQPT	\$ 2,500	\$ -	\$ -	\$ -	\$ 2,500
347 PEST CONTROL	\$ 76	\$ -	\$ -	\$ -	\$ 76
349 PRINTING, STATIONERY & FORMS	\$ 1,000	\$ -	\$ -	\$ -	\$ 1,000
355 TRAVEL	\$ 1,800	\$ -	\$ -	\$ -	\$ 1,800
399 OTHER CONTRACTED SERVICES	\$ -	\$ -	\$ -	\$ 455	\$ 455
410 CUSTODIAL SUPPLIES	\$ 8,000	\$ -	\$ -	\$ -	\$ 8,000
413 DRUGS & MEDICAL SUPPLIES	\$ 40,000	\$ -	\$ -	\$ -	\$ 40,000
422 FOOD SUPPLIES	\$ 70,000	\$ -	\$ -	\$ -	\$ 70,000
425 GASOLINE	\$ -	\$ -	\$ -	\$ 15	\$ 15
431 LAW ENFORCEMENT SUPPLIES	\$ 1,000	\$ -	\$ -	\$ -	\$ 1,000
436 OFFICE SUPPLIES	\$ 1,000	\$ -	\$ -	\$ 950	\$ 1,950
451 UNIFORMS	\$ 10,000	\$ -	\$ -	\$ -	\$ 10,000
499 OTHER SUPPLIES & MATERIALS	\$ -	\$ -	\$ -	\$ 4,731	\$ 4,731
506 LIABILITY INSURANCE	\$ -	\$ -	\$ -	\$ -	\$ -
507 MEDICAL CLAIMS	\$ 40,000	\$ -	\$ -	\$ 18,000	\$ 58,000
513 WORKERS COMP	\$ 6,140	\$ -	\$ -	\$ -	\$ 6,140
516 OTHER SELF-INSURED CLAIMS	\$ -	\$ -	\$ -	\$ 70	\$ 70
599 OTHER CHARGES	\$ -	\$ -	\$ -	\$ 141	\$ 141

JANUARY 2008 BUDGET AMENDMENTS

	FY 2008		PREVIOUS AMENDMENTS	JANUARY 2008 AMENDMENTS	AMENDED BUDGET
	APPROVED BUDGET				
707 BUILDING IMPROVEMENTS	\$ -	\$ -	-	\$ -	\$ -
709 DATA PROCESSING EQUIPMENT	\$ 20,000	\$ 4,300	-	\$ (6,972)	\$ 13,028
710 FOOD SERVICE EQUIPMENT	\$ 4,300	\$ -	-	\$ -	\$ 4,300
711 FURNITURE & FIXTURES	\$ 1,500	\$ -	-	\$ -	\$ 1,500
719 OFFICE EQUIPMENT	\$ 1,500	\$ -	-	\$ -	\$ 1,500
TOTAL COUNTY JAIL	\$ 791,553	\$ 268,307	\$ -	\$ 138,000	\$ 1,197,860
54220 WORKHOUSE (LITTER GRANT FUNDED)					
119 ACCOUNTANTS/BOOKKEEPERS	\$ 4,000	\$ -	-	\$ -	\$ 4,000
106 DEPUTY(IES)	\$ -	\$ -	-	\$ -	\$ -
160 GUARDS	\$ 21,006	\$ -	-	\$ -	\$ 21,006
187 OVERTIME PAY	\$ -	\$ -	-	\$ -	\$ -
338 MAINTENANCE & REPAIR - VEHICLES	\$ 200	\$ -	-	\$ -	\$ 200
385 TRAVEL	\$ -	\$ -	-	\$ -	\$ -
399 OTHER CONTRACTED SERVICES	\$ -	\$ -	-	\$ -	\$ -
422 FOOD SUPPLIES	\$ 1,100	\$ -	-	\$ -	\$ 1,100
425 GASOLINE	\$ 3,000	\$ -	-	\$ -	\$ 3,000
433 LUBRICANTS	\$ -	\$ -	-	\$ -	\$ -
450 TIRES & TUBES	\$ 500	\$ -	-	\$ -	\$ 500
451 UNIFORMS	\$ 200	\$ -	-	\$ -	\$ 200
499 OTHER SUPPLIES & MATERIALS	\$ 4,900	\$ -	-	\$ -	\$ 4,900
599 OTHER CHARGES	\$ 5,295	\$ -	-	\$ -	\$ 5,295
TOTAL WORKHOUSE	\$ 40,201	\$ -	\$ -	\$ -	\$ 40,201
54250 WORK RELEASE -TEMPORARY JAIL/LAWN MOWING INITIATIVE					
160 GUARDS	\$ 205,000	\$ -	-	\$ -	\$ 205,000
201 SOCIAL SECURITY	\$ 12,710	\$ -	-	\$ -	\$ 12,710
204 TCRS RETIREMENT	\$ 18,594	\$ -	-	\$ -	\$ 18,594
205 EMPLOYEE & DEPENDENT INSURANCE	\$ -	\$ -	-	\$ 60	\$ 60
206 LIFE INSURANCE	\$ 250	\$ -	-	\$ -	\$ 250
207 MEDICAL INSURANCE	\$ 55,000	\$ -	-	\$ (15,000)	\$ 40,000
208 DENTAL INSURANCE	\$ 250	\$ -	-	\$ -	\$ 250
209 SHORT TERM DISABILITY	\$ 850	\$ -	-	\$ -	\$ 850
210 UNEMPLOYMENT COMPENSATION	\$ 840	\$ -	-	\$ -	\$ 840
212 MEDICARE	\$ 2,973	\$ -	-	\$ -	\$ 2,973
307 COMMUNICATIONS	\$ 2,400	\$ -	-	\$ -	\$ 2,400
322 EVALUATION AND TESTING	\$ 4,500	\$ -	-	\$ 100	\$ 4,600
338 MAINTENANCE & REPAIR - LAWN SERV. EQPT	\$ -	\$ -	-	\$ -	\$ -
338 MAINTENANCE & REPAIR - TRANSPORT VAN	\$ 500	\$ -	-	\$ -	\$ 500
338-LAWN MAINTENANCE & REPAIR - LAWN SERV. VAN	\$ -	\$ -	-	\$ 1,150	\$ 1,150
410 CUSTODIAL SUPPLIES	\$ 50,000	\$ -	-	\$ 2,000	\$ 52,000
413 DRUGS & MEDICAL SUPPLIES	\$ 100,000	\$ -	-	\$ (18,000)	\$ 82,000
422-LAWN FOOD SUPPLIES	\$ 780	\$ -	-	\$ (27,160)	\$ 72,840
425-LAWN GASOLINE	\$ 360	\$ -	-	\$ 516	\$ 1,266
433-LAWN LUBRICANTS	\$ 200	\$ -	-	\$ -	\$ 200
451 UNIFORMS	\$ 10,000	\$ -	-	\$ -	\$ 10,000
452 UTILITIES	\$ -	\$ -	-	\$ -	\$ -
499-OTHER SUPPLIES & MATERIALS	\$ 250	\$ -	-	\$ 40,000	\$ 40,250
499-LAWN OTHER SUPPLIES & MATERIALS	\$ 1,000	\$ -	-	\$ (666)	\$ 334
507 MEDICAL CLAIMS	\$ 30,000	\$ -	-	\$ -	\$ 30,000
513 WORKERS COMPENSATION	\$ 4,386	\$ -	-	\$ -	\$ 4,386
717-LAWN MAINTENANCE EQUIPMENT	\$ 1,000	\$ -	-	\$ (1,000)	\$ -
790-LAWN OTHER EQUIPMENT	\$ -	\$ -	-	\$ -	\$ -
TOTAL WORK RELEASE	\$ 601,803	\$ -	\$ -	\$ (18,000)	\$ 483,803
54310 FIRE PREVENTION & CONTROL					
309 CONTRACTS W/GOVERNMENT AGENCIES	\$ 2,000	\$ -	-	\$ -	\$ 2,000
54410 CIVIL DEFENSE					
339 MATCHING SHARE	\$ -	\$ -	-	\$ -	\$ -
399 OTHER CONTRACTED SERVICES	\$ 10,000	\$ -	-	\$ (580)	\$ 9,420
499 OTHER SUPPLIES & MATERIALS	\$ -	\$ -	-	\$ 580	\$ 580
707 BUILDING IMPROVEMENTS	\$ -	\$ -	-	\$ -	\$ -
709 DATA PROCESSING EQPT.	\$ -	\$ -	-	\$ -	\$ -
TOTAL CIVIL DEFENSE	\$ 10,000	\$ -	\$ -	\$ -	\$ 10,000
54420 RESCUE SQUAD					
316 CONTRIBUTIONS	\$ 245,500	\$ -	-	\$ -	\$ 245,500
54430 DISASTER RELIEF					
399 OTHER CONTRACTED SERVICES	\$ -	\$ -	-	\$ -	\$ -
54490 OTHER EMERGENCY MANAGEMENT - E-911					
316 CONTRIBUTIONS	\$ 285,000	\$ -	-	\$ -	\$ 285,000

JANUARY 2008 BUDGET AMENDMENTS

	FY 2008		PREVIOUS AMENDMENTS	JANUARY 2008 AMENDMENTS	AMENDED BUDGET
	APPROVED BUDGET				
54610 COUNTY CORONERMEDICAL EXAMINER					
340 MEDICAL & DENTAL SERVICES	\$ 6,500	\$ -	\$ -	\$ -	\$ 6,500
399 OTHER CONTRACTED SERVICES	\$ 5,000	\$ -	\$ -	\$ -	\$ 5,000
201 SOCIAL SECURITY	\$ 310	\$ -	\$ -	\$ -	\$ 310
204 TCRS RETIREMENT	\$ 454	\$ -	\$ -	\$ -	\$ 454
212 MEDICARE	\$ 73	\$ -	\$ -	\$ -	\$ 73
TOTAL CO. CORONERMEDICAL EXAMINER	\$ 12,337	\$ -	\$ -	\$ -	\$ 12,337
54900 OTHER PUBLIC SAFETY					
338 MAINTENANCE & REPAIR VEHICLES	\$ -	\$ -	\$ -	\$ -	\$ -
422 FOOD SUPPLIES & MATERIALS (DARE PROGRAM)	\$ 6,000	\$ -	\$ -	\$ -	\$ 6,000
499 OTHER SUPPLIES & MATERIALS (DARE PROGRAM)	\$ 6,000	\$ -	\$ -	\$ -	\$ 6,000
TOTAL OTHER PUBLIC SAFETY	\$ 6,000	\$ -	\$ -	\$ -	\$ 6,000
TOTAL PUBLIC SAFETY	\$ 4,464,535	\$ 291,000	\$ 120,000	\$ 4,875,535	
55110 LOCAL HEALTH CENTER					
161 SECRETARY(S)	\$ 44,800	\$ -	\$ -	\$ -	\$ 44,800
188 LONGEVITY	\$ 350	\$ -	\$ -	\$ -	\$ 350
201 SOCIAL SECURITY	\$ 2,799	\$ -	\$ -	\$ -	\$ 2,799
204 TCRS RETIREMENT	\$ 4,095	\$ -	\$ -	\$ -	\$ 4,095
205 EMPLOYEE & DEPENDENT INSURANCE	\$ -	\$ -	\$ -	\$ 360	\$ 360
206 LIFE INSURANCE	\$ 427	\$ -	\$ -	\$ -	\$ 427
207 MEDICAL INSURANCE	\$ 5,087	\$ -	\$ -	\$ (360)	\$ 4,727
208 DENTAL INSURANCE	\$ 222	\$ -	\$ -	\$ -	\$ 222
209 SHORT TERM DISABILITY	\$ 173	\$ -	\$ -	\$ -	\$ 173
210 UNEMPLOYMENT COMPENSATION	\$ 168	\$ -	\$ -	\$ -	\$ 168
212 MEDICARE	\$ 654	\$ -	\$ -	\$ -	\$ 654
307 COMMUNICATION	\$ 3,600	\$ -	\$ -	\$ -	\$ 3,600
320 DUES & MEMBERSHIPS	\$ 200	\$ -	\$ -	\$ -	\$ 200
328 JANITORIAL SERVICES	\$ 12,000	\$ -	\$ -	\$ -	\$ 12,000
332 LEGAL NOTICES, REC/COURT COSTS	\$ 100	\$ -	\$ -	\$ -	\$ 100
334 MAINTENANCE AGREEMENTS	\$ 600	\$ -	\$ -	\$ -	\$ 600
336 MAINTENANCE & REPAIR - BLDGS	\$ 2,000	\$ -	\$ 42	\$ 2,042	
336 MAINTENANCE & REPAIR - EQPT	\$ 200	\$ -	\$ -	\$ -	\$ 200
337 MAINTENANCE & REPAIR - OFFICE EQPT	\$ 600	\$ -	\$ -	\$ -	\$ 600
347 PEST CONTROL	\$ 538	\$ -	\$ -	\$ -	\$ 538
349 PRINTING, STATIONERY & FORMS	\$ 300	\$ -	\$ -	\$ -	\$ 300
355 TRAVEL	\$ -	\$ -	\$ -	\$ -	\$ -
359 DISPOSAL FEES	\$ 1,200	\$ -	\$ -	\$ -	\$ 1,200
399 OTHER CONTRACTED SERVICES	\$ -	\$ -	\$ -	\$ -	\$ -
413 DRUGS & MEDICAL SUPPLIES	\$ -	\$ -	\$ -	\$ -	\$ -
422 FOOD SUPPLIES	\$ 800	\$ -	\$ -	\$ -	\$ 800
436 OFFICE SUPPLIES	\$ 500	\$ -	\$ -	\$ -	\$ 500
462 UTILITIES	\$ 25,000	\$ -	\$ -	\$ -	\$ 25,000
499 OTHER SUPPLIES & MATERIALS	\$ 800	\$ -	\$ (42)	\$ 758	
513 WORKERS COMP	\$ 156	\$ -	\$ -	\$ -	\$ 156
599 OTHER CHARGES	\$ -	\$ -	\$ -	\$ -	\$ -
709 DATA PROCESSING EQPT	\$ -	\$ -	\$ -	\$ -	\$ -
711 FURNITURE & FIXTURES	\$ -	\$ -	\$ -	\$ -	\$ -
TOTAL LOCAL HEALTH CENTER	\$ 107,370	\$ -	\$ -	\$ 107,370	
55130 AMBULANCE/EMER MEDICAL SERVICES					
101 COUNTY OFFICIAL/ADMIN OFFICER	\$ 41,706	\$ -	\$ -	\$ -	\$ 41,706
131 MEDICAL PERSONNEL	\$ 849,067	\$ -	\$ -	\$ -	\$ 849,067
161 SECRETARY(S)	\$ 51,659	\$ -	\$ -	\$ -	\$ 51,659
169 PART-TIME	\$ 30,000	\$ -	\$ -	\$ -	\$ 30,000
186 LONGEVITY PAY	\$ 7,350	\$ -	\$ -	\$ -	\$ 7,350
187 OVERTIME PAY	\$ 200,000	\$ -	\$ -	\$ -	\$ 200,000
196 IN-SERVICE TRAINING	\$ 20,000	\$ -	\$ -	\$ -	\$ 20,000
201 SOCIAL SECURITY	\$ 73,146	\$ -	\$ -	\$ -	\$ 73,146
204 TCRS RETIREMENT	\$ 107,006	\$ -	\$ -	\$ -	\$ 107,006
205 EMPLOYEE & DEPENDENT INSURANCE	\$ -	\$ -	\$ 1,200	\$ -	\$ 1,200
206 LIFE INSURANCE	\$ 2,129	\$ -	\$ -	\$ -	\$ 2,129
207 MEDICAL INSURANCE	\$ 111,900	\$ -	\$ (1,200)	\$ 110,700	
208 DENTAL INSURANCE	\$ 445	\$ -	\$ -	\$ -	\$ 445
209 SHORT TERM DISABILITY	\$ 1,285	\$ -	\$ -	\$ -	\$ 1,285
210 UNEMPLOYMENT COMPENSATION	\$ 2,639	\$ -	\$ -	\$ -	\$ 2,639
212 MEDICARE	\$ 17,106	\$ -	\$ -	\$ -	\$ 17,106
307 COMMUNICATION	\$ 18,000	\$ -	\$ -	\$ -	\$ 18,000
317 DATA PROCESSING SERVICES	\$ 3,000	\$ -	\$ -	\$ -	\$ 3,000
320 DUES & MEMBERSHIPS	\$ 1,000	\$ -	\$ -	\$ -	\$ 1,000
329 LAUNDRY SERVICE	\$ 3,000	\$ -	\$ -	\$ -	\$ 3,000
330 LEASE PAYMENTS	\$ 2,000	\$ -	\$ -	\$ -	\$ 2,000
333 LICENSES	\$ 2,500	\$ -	\$ -	\$ -	\$ 2,500
334 MAINTENANCE AGREEMENTS	\$ 2,500	\$ -	\$ (1,823)	\$ 677	

JANUARY 2008 BUDGET AMENDMENTS

	FY 2008 APPROVED BUDGET	PREVIOUS AMENDMENTS	JANUARY 2008 AMENDMENTS	AMENDED BUDGET
335 MAINTENANCE & REPAIR-BLDGS	\$ 2,500	\$ -	\$ -	\$ 2,500
336 MAINTENANCE & REPAIR-EQPT	\$ 6,000	\$ -	\$ (1,905)	\$ 4,095
337 MAINTENANCE & REPAIR-OFFICE EQPT	\$ 2,000	\$ -	\$ -	\$ 2,000
338 MAINTENANCE & REPAIR-VEHICLES	\$ 45,000	\$ -	\$ -	\$ 45,000
340 MEDICAL & DENTAL SERVICES	\$ 3,500	\$ -	\$ -	\$ 3,500
347 PEST CONTROL	\$ 370	\$ -	\$ -	\$ 370
348 POSTAL CHARGES	\$ 3,500	\$ -	\$ -	\$ 3,500
349 PRINTING, STATIONARY & FORMS	\$ 4,000	\$ -	\$ -	\$ 4,000
353 TOW IN SERVICES	\$ -	\$ -	\$ -	\$ -
355 TRAVEL	\$ 1,500	\$ -	\$ -	\$ 1,500
359 DISPOSAL FEES	\$ 1,500	\$ -	\$ -	\$ 1,500
399 OTHER CONTRACTED SERVICES	\$ 10,000	\$ -	\$ -	\$ 10,000
410 CUSTODIAL SUPPLIES	\$ 6,000	\$ -	\$ -	\$ 6,000
413 DRUGS & MEDICAL SUPPLIES	\$ 65,000	\$ -	\$ -	\$ 65,000
COHEP DRUGS & MEDICAL SUPPLIES	\$ -	\$ -	\$ -	\$ -
422 FOOD SUPPLIES	\$ 1,000	\$ -	\$ -	\$ 1,000
425 GASOLINE	\$ 48,000	\$ -	\$ -	\$ 48,000
435 OFFICE SUPPLIES	\$ 2,500	\$ -	\$ -	\$ 2,500
450 TIRES & TUBES	\$ 6,000	\$ -	\$ -	\$ 6,000
451 UNIFORMS	\$ 12,000	\$ -	\$ -	\$ 12,000
452 UTILITIES	\$ 18,500	\$ -	\$ -	\$ 18,500
499 OTHER SUPPLIES & MATERIALS	\$ 2,000	\$ -	\$ -	\$ 2,000
499-PMSCH OTHER SUPPLIES & MATERIALS-PARAMEDIC SCH.	\$ 2,000	\$ -	\$ -	\$ 2,000
506 LIABILITY	\$ 10,010	\$ -	\$ -	\$ 10,010
507 MEDICAL CLAIMS	\$ -	\$ -	\$ -	\$ -
511 VEHICLE & EQUIPMENT INSURANCE	\$ 17,426	\$ -	\$ 1,823	\$ 19,249
513 WORKERS COMPENSATION	\$ 13,822	\$ -	\$ -	\$ 13,822
516 OTHER SELF INSURED CLAIMS	\$ -	\$ -	\$ 1,905	\$ 1,905
599 OTHER CHARGES	\$ -	\$ -	\$ -	\$ -
599-PMSCH OTHER CHARGES - PARAMEDIC SCH.	\$ 2,000	\$ -	\$ -	\$ 2,000
709 DATA PROCESSING EQPT	\$ -	\$ -	\$ -	\$ -
711 FURNITURE & FIXTURES	\$ -	\$ -	\$ -	\$ -
718 MOTOR VEHICLES	\$ -	\$ -	\$ -	\$ -
719 OFFICE EQUIPMENT	\$ 3,000	\$ -	\$ (800)	\$ 2,200
790 OTHER EQUIPMENT	\$ -	\$ -	\$ 800	\$ 800
TOTAL AMBULANCE/EMERGENCY MED.	\$ 1,836,567	\$ -	\$ -	\$ 1,836,567
55310 REGIONAL MENTAL HEALTH CENTER				
309 CONTRACTS W/GOVT AGENCIES	\$ 10,000	\$ -	\$ -	\$ 10,000
55390 APPROPRIATION TO STATE				
189 OTHER SALARIES & WAGES (DGA GRANT)	\$ 203,700	\$ -	\$ -	\$ 203,700
309 CONTRACTS W/GOVT AGENCIES	\$ 30,000	\$ -	\$ -	\$ 30,000
316 CONTRIBUTIONS	\$ -	\$ -	\$ -	\$ -
355 TRAVEL (DGA GRANT)	\$ 11,400	\$ -	\$ -	\$ 11,400
599 OTHER CHARGES (DGA GRANT)	\$ 2,400	\$ -	\$ -	\$ 2,400
TOTAL APPROPRIATION TO STATE	\$ 247,500	\$ -	\$ -	\$ 247,500
55520 AID TO DEPENDENT CHILDREN				
309 CONTRACTS W/GOVT AGENCIES	\$ 8,383	\$ -	\$ -	\$ 8,383
55900 OTHER PUBLIC HEALTH & WELFARE				
320 DUES & MEMBERSHIPS	\$ 8,600	\$ -	\$ -	\$ 8,600
399 OTHER CONTRACTED SERVICES	\$ 27,767	\$ -	\$ -	\$ 27,767
TOTAL OTHER PUBLIC HEALTH & WELFARE	\$ 36,367	\$ -	\$ -	\$ 36,367
TOTAL PUBLIC HEALTH & WELFARE	\$ 2,246,187	\$ -	\$ -	\$ 2,246,187
56300 SENIOR CITIZENS ASSISTANCE				
316 CONTRIBUTIONS	\$ 10,500	\$ -	\$ -	\$ 10,500
56900 OTHER SOC. CULTURAL/RECREATIONAL				
316 CONTRIBUTIONS	\$ 43,250	\$ 1,859	\$ (726)	\$ 44,383
599 OTHER CHARGES (Council of Comm. Clubs)	\$ 4,500	\$ 2,000	\$ -	\$ 6,500
TOTAL OTHER/SOC. CULT/RECREATIONAL	\$ 47,750	\$ 3,859	\$ (726)	\$ 50,883
TOTAL OTHER/SOC. CULT/RECREATIONAL	\$ 58,250	\$ 3,859	\$ (726)	\$ 61,383
57100 AGRICULTURAL & NATURAL RESOURCES				
140 SALARY SUPPLEMENTS	\$ 88,997	\$ -	\$ -	\$ 88,997
191 BOARD & COMMITTEE MEMBER FEES	\$ 350	\$ -	\$ -	\$ 350
201 SOCIAL SECURITY	\$ 5,540	\$ -	\$ -	\$ 5,540
204 TCRS RETIREMENT	\$ 8,104	\$ -	\$ -	\$ 8,104
206 LIFE INSURANCE	\$ -	\$ -	\$ -	\$ -
207 MEDICAL INSURANCE	\$ -	\$ -	\$ -	\$ -
208 DENTAL INSURANCE	\$ -	\$ -	\$ -	\$ -

JANUARY 2008 BUDGET AMENDMENTS

	FY 2008 APPROVED BUDGET	PREVIOUS AMENDMENTS	JANUARY 2008 AMENDMENTS	AMENDED BUDGET
209	SHORT TERM DISABILITY	\$ -	\$ -	\$ -
210	UNEMPLOYMENT COMPENSATION	\$ 168	\$ -	\$ 168
212	MEDICARE	\$ 1,297	\$ -	\$ 1,297
307	COMMUNICATION	\$ 1,900	\$ -	\$ 1,900
317	DATA PROCESSING SERVICES	\$ 900	\$ 48	\$ 948
320	DUES & MEMBERSHIPS	\$ 400	\$ -	\$ 400
335	MAINTENANCE & REPAIR-BLDGS	\$ -	\$ -	\$ -
337	MAINTENANCE & REPAIR-OFFICE EQPT	\$ -	\$ 85	\$ 85
338	MAINTENANCE & REPAIR-VEHICLES	\$ 200	\$ -	\$ 200
347	PEST CONTROL	\$ 216	\$ -	\$ 216
351	RENTALS	\$ -	\$ -	\$ -
355	TRAVEL	\$ 700	\$ -	\$ 700
359	DISPOSAL FEES	\$ 100	\$ -	\$ 100
399	OTHER CONTACTED SERVICES	\$ -	\$ -	\$ -
425	GASOLINE	\$ 700	\$ -	\$ 700
429	INSTRUCTIONAL SUPPLIES & MATERIALS	\$ 2,000	\$ -	\$ 2,000
435	OFFICE SUPPLIES	\$ 300	\$ -	\$ 300
450	TIRES AND TUBES	\$ -	\$ -	\$ -
452	UTILITIES	\$ 7,500	\$ -	\$ 7,500
499	OTHER SUPPLIES & MATERIALS	\$ 1,200	\$ -	\$ 1,200
513	WORKERS COMPENSATION	\$ 156	\$ -	\$ 156
599	OTHER CHARGES	\$ -	\$ -	\$ -
719	OFFICE EQUIPMENT	\$ 700	\$ (133)	\$ 567
	TOTAL AGRICULTURAL RESOURCES	\$ 121,427	\$ -	\$ 121,427
	SOIL CONSERVATION			
57500				
140	SALARY SUPPLEMENTS	\$ 26,971	\$ -	\$ 26,971
186	LONGEVITY PAY	\$ 350	\$ -	\$ 350
201	SOCIAL SECURITY	\$ 1,694	\$ -	\$ 1,694
204	TCRS RETIREMENT	\$ 2,478	\$ -	\$ 2,478
206	LIFE INSURANCE	\$ -	\$ -	\$ -
207	MEDICAL INSURANCE	\$ 5,086	\$ -	\$ 5,086
208	DENTAL INSURANCE	\$ -	\$ -	\$ -
209	SHORT TERM DISABILITY	\$ -	\$ -	\$ -
210	UNEMPLOYMENT COMPENSATION	\$ 84	\$ -	\$ 84
212	MEDICARE	\$ 396	\$ -	\$ 396
320	DUES & MEMBERSHIPS	\$ 1,100	\$ -	\$ 1,100
337	MAINTENANCE & REPAIR OFFICE EQPT.	\$ -	\$ -	\$ -
348	POSTAL CHARGES	\$ 85	\$ -	\$ 85
349	PRINTING, STATIONARY & FORMS	\$ 100	\$ -	\$ 100
355	TRAVEL	\$ 3,400	\$ -	\$ 3,400
435	OFFICE SUPPLIES	\$ 100	\$ -	\$ 100
499	OTHER SUPPLIES & MATERIALS	\$ -	\$ -	\$ -
513	WORKERS COMP	\$ 78	\$ -	\$ 78
599	OTHER CHARGES	\$ 2,000	\$ -	\$ 2,000
	TOTAL SOIL CONSERVATION	\$ 43,922	\$ -	\$ 43,922
	OTHER AGRICULTURAL & NATURAL RESOURCES			
57900				
302	ADVERTISING	\$ 2,623	\$ -	\$ 2,623
335	MAINTENANCE & REPAIR SERVICES - BLDG.	\$ 240	\$ -	\$ 240
	TOTAL OTHER AGRIC & NATURAL RESOURCES	\$ 2,863	\$ -	\$ 2,863
	TOTAL AGRIC/NATURAL RESOURCES	\$ 168,212	\$ -	\$ 168,212
	TOURISM			
58110				
316	CONTRIBUTIONS	\$ 8,750	\$ -	\$ 8,750
316	CONTRIBUTIONS - JOINT ECD BOARD	\$ 40,000	\$ -	\$ 40,000
320	DUES & MEMBERSHIPS	\$ 500	\$ -	\$ 500
399	OTHER CONTRACTED SERVICES	\$ -	\$ -	\$ -
499	OTHER SUPPLIES & MATERIALS	\$ -	\$ -	\$ -
599	OTHER CHARGES	\$ -	\$ -	\$ -
	TOTAL TOURISM	\$ 49,250	\$ -	\$ 49,250
	INDUSTRIAL DEVELOPMENT			
58120				
310	CONTRACT W/OTHER PUBLIC AGENCIES	\$ -	\$ -	\$ -
316	CONTRIBUTIONS(CHAMBER OF COMMERCE)	\$ 25,000	\$ -	\$ 25,000
316	CONTRIBUTIONS (ECON & COMM. DEV. BD.)	\$ 97,237	\$ -	\$ 97,237
	TOTAL INDUSTRIAL DEVELOPMENT	\$ 122,237	\$ -	\$ 122,237
	AIRPORT			
58220				
316	CONTRIBUTIONS	\$ 60,000	\$ -	\$ 60,000
	VETERANS SERVICE			
58300				
105	SUPERVISOR/DIRECTOR	\$ 26,971	\$ -	\$ 26,971
161	SECRETARY(S)	\$ 24,688	\$ -	\$ 24,688
186	LONGEVITY PAY	\$ -	\$ -	\$ -

		FY 2008		PREVIOUS		JANUARY 2008		AMENDED	
		APPROVED	BUDGET	AMENDMENTS		AMENDMENTS		BUDGET	
187	OVERTIME	\$	-	\$	-	\$	-	\$	-
201	SOCIAL SECURITY	\$	3,203	\$	-	\$	-	\$	3,203
204	TORS RETIREMENT	\$	4,685	\$	-	\$	-	\$	4,685
206	LIFE INSURANCE	\$	67	\$	-	\$	-	\$	67
207	MEDICAL INSURANCE	\$	5,086	\$	-	\$	-	\$	5,086
208	DENTAL INSURANCE	\$	222	\$	-	\$	-	\$	222
209	SHORT TERM DISABILITY	\$	261	\$	-	\$	-	\$	261
210	UNEMPLOYMENT COMPENSATION	\$	168	\$	-	\$	-	\$	168
212	MEDICARE	\$	748	\$	-	\$	-	\$	748
307	COMMUNICATION	\$	1,630	\$	-	\$	-	\$	1,630
317	DATA PROCESSING SERVICES	\$	100	\$	-	\$	31	\$	131
320	DUES & MEMBERSHIPS	\$	25	\$	-	\$	-	\$	25
334	MAINTENANCE AGREEMENTS	\$	850	\$	-	\$	(329)	\$	527
338	MAINTENANCE & REPAIR SERVICES-VEH	\$	-	\$	-	\$	17	\$	17
347	PEST CONTROL	\$	216	\$	-	\$	-	\$	216
348	POSTAL CHARGES	\$	275	\$	-	\$	-	\$	275
349	PRINTING, STATIONARY & FORMS	\$	100	\$	-	\$	25	\$	125
355	TRAVEL	\$	2,000	\$	-	\$	-	\$	2,000
359	DISPOSAL FEES	\$	100	\$	-	\$	-	\$	100
425	GASOLINE	\$	-	\$	605	\$	-	\$	605
435	OFFICE SUPPLIES	\$	300	\$	-	\$	-	\$	300
452	UTILITIES	\$	2,165	\$	-	\$	-	\$	2,165
513	WORKERS COMP	\$	156	\$	-	\$	-	\$	156
499	OTHER SUPPLIES & MATERIALS	\$	3,500	\$	-	\$	-	\$	3,500
718	VEHICLES	\$	-	\$	7,000	\$	-	\$	7,000
719	OFFICE EQUIPMENT	\$	1,000	\$	-	\$	250	\$	1,250
	TOTAL VETERANS SERVICE	\$	78,517	\$	7,605	\$	-	\$	86,122
58400	OTHER CHARGES	\$	-	\$	-	\$	228	\$	228
312-GOVD	CONTRACTS W/PRIVATE AGENCIES - GOVDEALS	\$	-	\$	-	\$	(24,000)	\$	23,000
317	DATA PROCESSING SERVICES	\$	50,000	\$	(3,000)	\$	-	\$	47,000
317-GIS	DATA PROCESSING SERVICES-GIS	\$	-	\$	-	\$	64,000	\$	64,000
331	LEGAL SERVICES	\$	20,000	\$	-	\$	-	\$	20,000
332	LEGAL NOTICES, REC & COURT COST	\$	2,100	\$	-	\$	-	\$	2,100
348	POSTAL CHARGES	\$	-	\$	-	\$	1,000	\$	1,000
499	OTHER SUPPLIES & MATERIALS	\$	-	\$	-	\$	182	\$	182
502	BUILDING & CONTENTS INSURANCE	\$	45,270	\$	-	\$	-	\$	45,270
506	LIABILITY INSURANCE	\$	102,787	\$	-	\$	-	\$	102,787
508	PREMIUMS ON CORP. SURETY BONDS	\$	14,500	\$	-	\$	-	\$	14,500
510	TRUSTEE'S COMMISSION	\$	150,000	\$	-	\$	-	\$	150,000
511	VEHICLE & EQUIPMENT INSURANCE	\$	19,185	\$	-	\$	-	\$	19,185
513	WORKERS COMPENSATION	\$	-	\$	-	\$	-	\$	-
515	LIABILITY CLAIMS	\$	2,500	\$	-	\$	-	\$	2,500
516	OTHER SELF-INSURED CLAIMS	\$	16,000	\$	-	\$	24,000	\$	40,000
599	OTHER CHARGES	\$	35,000	\$	(5,700)	\$	-	\$	29,300
799	OTHER CAPITAL OUTLAY	\$	10,922	\$	-	\$	(10,922)	\$	-
	TOTAL OTHER CHARGES	\$	468,264	\$	(8,700)	\$	64,260	\$	513,824
58600	EMPLOYEE BENEFITS								
201	SOCIAL SECURITY	\$	-	\$	-	\$	-	\$	-
204	STATE RETIREMENT (9.06% FOR FY '07 & '08)	\$	-	\$	-	\$	-	\$	-
207	MEDICAL INSURANCE	\$	-	\$	-	\$	-	\$	-
210	UNEMPLOYMENT COMPENSATION	\$	-	\$	-	\$	-	\$	-
599	OTHER CHARGES	\$	-	\$	-	\$	-	\$	-
	TOTAL EMPLOYEE BENEFITS	\$	-	\$	-	\$	-	\$	-
	TOTAL OTHER GENERAL GOVERNMENT	\$	778,268	\$	(1,095)	\$	64,260	\$	831,433
99000	OTHER USES								
99100	TRANSFERS IN	\$	-	\$	-	\$	-	\$	-
99100	TRANSFERS OUT (LIBRARY + TAX ANTIC.)	\$	(338,009)	\$	-	\$	-	\$	(338,009)
	TOTAL EXPENDITURES	\$	11,413,119	\$	299,564	\$	173,534	\$	11,578,768
	EXCESS OF REVENUES & OTHER SOURCES	\$	(298,802)	\$	(290,414)	\$	(129,718)	\$	(711,483)
	OVER (UNDER) EXPENDITURES								
	FUND BALANCE JULY 1,	\$	2,767,861					\$	2,767,861
	ADJUSTMENTS	\$	-						
	FUND BALANCE JUNE 30,	\$	2,469,059	\$	(290,414)	\$	(129,718)	\$	2,066,378

JANUARY 2008 BUDGET AMENDMENTS

JANUARY 2008 BUDGET AMENDMENTS

	FY 2008 APPROVED BUDGET	PREVIOUS AMENDMENTS	JANUARY 2008 AMENDMENTS	AMENDED BUDGET
COURTHOUSE & JAIL MAINTENANCE FUND - 112				
REVENUES & OTHER SOURCES:				
40200 COUNTY LOCAL OPTION TAXES				
40260 LITIGATION TAX-SPECIAL PURPOSE	\$ 10,925	-	\$ -	\$ 10,925
42500 COURTROOM SECURITY FEE	\$ 150	-	\$ -	\$ 150
44170 MISCELLANEOUS REFUNDS	\$ -	-	\$ -	\$ -
TOTAL LOCAL TAXES	\$ 11,075	-	\$ -	\$ 11,075
EXPENDITURES:				
58400 EXPENDITURES:				
335 MAINTENANCE & REPAIR BUILDINGS	\$ 4,400	-	\$ -	\$ 4,400
336 MAINTENANCE & REPAIR EQPT	\$ 1,400	-	\$ -	\$ 1,400
510 TRUSTEES COMMISSION	\$ 105	-	\$ -	\$ 105
790 OTHER EQUIPMENT	\$ 65,000	-	\$ -	\$ 65,000
TOTAL EXPENDITURES COURTHOUSE/JAIL FUND	\$ 70,905	-	\$ -	\$ 70,905
EXCESS OF REVENUES & OTHER SOURCES (UNDER) EXPENDITURES & OTHER USES	\$ (59,830)	-	\$ -	\$ (59,830)
FUND BALANCE JULY 1,	\$ 69,471			\$ 69,471
FUND BALANCE JULY 30,	\$ 9,641	-	\$ -	\$ 9,641

JANUARY 2008 BUDGET AMENDMENTS		FY 2008	PREVIOUS	JANUARY 2008	AMENDED
		APPROVED	AMENDMENTS	AMENDMENTS	BUDGET
		BUDGET			
LIBRARY FUND - 115					
	LIBRARY FUND - 115				
	43000 CHARGES FOR CURRENT SERVICES	\$ 4,000	\$ -	\$ -	\$ 4,000
	43350 COPY FEES	\$ 5,000	\$ -	\$ -	\$ 5,000
	43360 LIBRARY FEES	\$ 2,200	\$ -	\$ -	\$ 2,200
	44110 INVESTMENT INCOME	\$ 5,400	\$ -	\$ -	\$ 5,400
	44120 LEASE RENTALS	\$ -	\$ -	\$ -	\$ -
	44170 MISCELLANEOUS REFUNDS	\$ 2,500	\$ -	\$ -	\$ 2,500
	44570 CONTRIBUTIONS & GIFTS	\$ -	\$ -	\$ -	\$ -
	46980 OTHER STATE GRANTS	\$ -	\$ -	\$ -	\$ -
	47590 OTHER FEDERAL THROUGH STATE	\$ -	\$ -	\$ -	\$ -
	48130 CONTRIBUTIONS	\$ 103,759	\$ (36,418)	\$ -	\$ 67,341
	48610 DONATIONS	\$ 5,000	\$ -	\$ -	\$ 5,000
	48990 OTHER	\$ 1,200	\$ -	\$ -	\$ 1,200
	49800 OPERATING TRANSFERS	\$ 212,540	\$ -	\$ -	\$ 212,540
	TOTAL REVENUES	\$ 341,599	\$ (36,418)	\$ -	\$ 305,181

JANUARY 2008 BUDGET AMENDMENTS

	FY 2008		PREVIOUS AMENDMENTS	JANUARY 2008 AMENDMENTS	AMENDED BUDGET
	APPROVED BUDGET				
56500 EXPENDITURES:					
105 SUPERVISOR	\$ 38,649	\$ -	\$ -	\$ -	\$ 38,649
106 DEPUTIES	\$ 26,781	\$ -	\$ -	\$ -	\$ 26,781
129 LIBRARIANS	\$ 59,253	\$ -	\$ -	\$ -	\$ 59,253
169 PART-TIME	\$ 27,266	\$ -	\$ -	\$ -	\$ 27,266
186 LONGEVITY	\$ 3,450	\$ -	\$ -	\$ -	\$ 3,450
201 SOCIAL SECURITY	\$ 11,500	\$ -	\$ -	\$ -	\$ 11,500
204 STATE RETIREMENT (13.13% FOR '07 & '08)	\$ 22,276	\$ -	\$ -	\$ -	\$ 22,276
207 MEDICAL INSURANCE	\$ 25,000	\$ -	\$ -	\$ -	\$ 25,000
210 UNEMPLOYMENT INSURANCE	\$ 784	\$ -	\$ -	\$ -	\$ 784
307 COMMUNICATION	\$ 2,400	\$ -	\$ -	\$ -	\$ 2,400
317 DATA PROCESSING	\$ 3,000	\$ -	\$ -	\$ -	\$ 3,000
320 DUES & MEMBERSHIPS	\$ 750	\$ -	\$ -	\$ -	\$ 750
328 JANITORIAL SERVICES	\$ 6,300	\$ -	\$ -	\$ -	\$ 6,300
334 MAINTENANCE AGREEMENTS	\$ 3,300	\$ -	\$ -	\$ -	\$ 3,300
335 MAINT. & REPAIR SERVICES-BLDGS	\$ 8,700	\$ -	\$ -	\$ -	\$ 8,700
336 MAINT. & REPAIR SERVICES-EQPT	\$ 750	\$ -	\$ -	\$ -	\$ 750
348 POSTAL CHARGES	\$ 2,000	\$ -	\$ -	\$ -	\$ 2,000
349 PRINTING, STATIONERY & FORMS	\$ 1,000	\$ -	\$ -	\$ -	\$ 1,000
355 TRAVEL	\$ 1,000	\$ -	\$ -	\$ -	\$ 1,000
359 DISPOSAL FEES	\$ 100	\$ -	\$ -	\$ -	\$ 100
399 OTHER CONTRACTED SERVICES	\$ 200	\$ -	\$ -	\$ -	\$ 200
410 CUSTODIAL SUPPLIES	\$ 1,000	\$ -	\$ -	\$ -	\$ 1,000
429 INSTRUCIONAL SUPPLIES & MATERIALS	\$ 7,000	\$ -	\$ -	\$ -	\$ 7,000
432 LIBRARY BOOKS/MEDIA	\$ 22,000	\$ -	\$ -	\$ -	\$ 22,000
435 OFFICE SUPPLIES	\$ 4,500	\$ -	\$ -	\$ -	\$ 4,500
437 PERIODICALS	\$ 4,500	\$ -	\$ -	\$ -	\$ 4,500
452 UTILITIES	\$ 22,000	\$ -	\$ -	\$ -	\$ 22,000
499 OTHER SUPPLIES & MATERIALS	\$ 150	\$ -	\$ -	\$ (130)	\$ 20
502 BUILDING & CONTENTS INSURANCE	\$ 8,051	\$ -	\$ -	\$ -	\$ 8,051
506 LIABILITY INSURANCE	\$ 1,518	\$ -	\$ -	\$ -	\$ 1,518
509 REFUNDS	\$ -	\$ -	\$ -	\$ -	\$ -
510 TRUSTEE'S COMMISSION	\$ 200	\$ -	\$ -	\$ -	\$ 200
513 WORKERS COMPENSATION	\$ 700	\$ -	\$ -	\$ -	\$ 700
515 LIABILITY CLAIMS	\$ -	\$ -	\$ -	\$ -	\$ -
516 OTHER SELF-INSURED CLAIMS	\$ -	\$ -	\$ -	\$ 130	\$ -
599 OTHER CHARGES	\$ -	\$ -	\$ -	\$ -	\$ -
709 DATA PROCESSING EQPT	\$ 5,009	\$ -	\$ -	\$ -	\$ 5,009
711 FURNITURE & FIXTURES	\$ -	\$ -	\$ -	\$ -	\$ -
719 OFFICE EQUIPMENT	\$ 3,000	\$ -	\$ -	\$ -	\$ 3,000
799 OTHER CAPITAL OUTLAY	\$ -	\$ -	\$ -	\$ -	\$ -
TOTAL EXPENDITURES LIBRARY FUND	\$ 324,087	\$ -	\$ -	\$ -	\$ 324,087
EXCESS OF REVENUES & OTHER SOURCES OVER (UNDER) EXPENDITURES	\$ 17,612	\$ (36,418)	\$ -	\$ (18,906)	
FUND BALANCE JULY 1,	\$ 49,596				\$ 49,596
OPERATING TRANSFERS	\$ -				
FUND BALANCE JUNE 30,	\$ 67,108	\$ (36,418)	\$ -	\$ -	\$ 30,690

JANUARY 2008 BUDGET AMENDMENTS

		FY 2008 APPROVED BUDGET	PREVIOUS AMENDMENTS	JANUARY 2008 AMENDMENTS	AMENDED BUDGET
	SOLID WASTE FUND - 116				
	REVENUES & OTHER SOURCES:				
43100	GENERAL SERVICE CHARGES	\$ 462,000	\$ -	\$ -	\$ 462,000
43106	COMM-INDUSTR, WASTE COLL. CHARGES	\$ 730,000	\$ -	\$ -	\$ 730,000
43107	RESIDENTIAL WASTE COLL. CHARGES	\$ 1,000	\$ -	\$ -	\$ 1,000
43110	TIPPING FEES	\$ 143,750	\$ -	\$ -	\$ 143,750
43114	SOLID WASTE DISPOSAL FEES	\$ -	\$ -	\$ -	\$ -
43190	OTHER GENERAL SERVICE CHARGES	\$ -	\$ -	\$ -	\$ -
43194	SERVICE CHARGES	\$ -	\$ -	\$ -	\$ -
	TOTAL GENERAL SERVICE CHARGES	\$ 1,336,750	\$ -	\$ -	\$ 1,336,750
44000	OTHER LOCAL REVENUE	\$ -	\$ -	\$ -	\$ -
44110	INTEREST EARNED	\$ 90,000	\$ -	\$ -	\$ 90,000
44130	SALE OF MATERIALS & SUPPLIES	\$ -	\$ -	\$ -	\$ -
44145	SALE OF RECYCLABLES	\$ 125,000	\$ -	\$ -	\$ 125,000
44170	MISCELLANEOUS REFUNDS	\$ -	\$ -	\$ -	\$ -
44520	INSURANCE RECOVERY	\$ -	\$ -	\$ -	\$ -
44530	SALE OF EQUIPMENT	\$ -	\$ -	\$ 16,851	\$ 16,851
44560	RECOVERY OF INDIVIDUALS	\$ -	\$ -	\$ -	\$ -
	TOTAL OTHER LOCAL REVENUE	\$ 215,000	\$ -	\$ 16,851	\$ 231,851
46170	SOLID WASTE GRANTS	\$ 42,000	\$ 1,735	\$ -	\$ 43,735
46980	OTHER STATE GRANTS	\$ -	\$ -	\$ -	\$ -
	TOTAL OTHER STATE REVENUES	\$ 42,000	\$ 1,735	\$ -	\$ 43,735
49000	OTHER SOURCES-(NON-REVENUE)	\$ -	\$ -	\$ -	\$ -
49800	OPERATING TRANSFERS (tax relief)	\$ -	\$ -	\$ -	\$ -
	TOTAL OTHER SOURCES (NON-REVENUE)	\$ -	\$ -	\$ -	\$ -
	TOTAL REVENUES & OTHER SOURCES	\$ 1,593,750	\$ 1,735	\$ 16,851	\$ 1,612,336
	EXPENDITURES:				
55754	OTHER WASTE DISPOSAL	\$ -	\$ -	\$ -	\$ -
101	COUNTY OFFICIAL/ADMIN OFFICER	\$ 10,000	\$ -	\$ -	\$ 10,000
106	DEPUTYS	\$ 19,395	\$ -	\$ -	\$ 19,395
140	SALARY SUPPLEMENTS	\$ 8,459	\$ 20,970	\$ -	\$ 29,439
149	LABORS	\$ 185,000	\$ -	\$ -	\$ 185,000
161	SECRETARY(S)	\$ 40,435	\$ -	\$ -	\$ 40,435
162	CLERICAL	\$ 45,000	\$ -	\$ -	\$ 45,000
169	PART-TIME	\$ 60,000	\$ -	\$ -	\$ 60,000
186	LONGEVITY PAY	\$ 700	\$ -	\$ -	\$ 700
187	OVERTIME	\$ 8,000	\$ -	\$ -	\$ 8,000
196	IN-SERVICE TRAINING	\$ 500	\$ -	\$ -	\$ 500
201	SOCIAL SECURITY	\$ 21,026	\$ -	\$ -	\$ 21,026
204	STATE RETIREMENT	\$ 17,998	\$ -	\$ -	\$ 17,998
207	MEDICAL INSURANCE	\$ 50,975	\$ -	\$ (160)	\$ 50,815
208	DENTAL INSURANCE	\$ -	\$ -	\$ 180	\$ 180
210	UNEMPLOYMENT	\$ 2,982	\$ -	\$ -	\$ 2,982
212	MEDICARE	\$ 4,917	\$ -	\$ -	\$ 4,917
307	COMMUNICATION	\$ 3,600	\$ -	\$ -	\$ 3,600
309	CONTRACT W/OTHER GOVT AGENCIES	\$ 5,000	\$ -	\$ -	\$ 5,000
312	CONTRACT W/ PRIVATE AGENCIES	\$ 940,000	\$ -	\$ -	\$ 940,000
312-GOVD	CONTRACT W/PRIVATE AGENCIES - GOVDEALS	\$ -	\$ -	\$ 1,295	\$ 1,295
312-GRIND	CONTRACT W/PRIVATE AGENCIES - GRINDING	\$ 15,000	\$ -	\$ -	\$ 15,000
317	DATA PROCESSING SERVICES	\$ 8,500	\$ -	\$ -	\$ 8,500
320	DUES & MEMBERSHIPS	\$ 250	\$ -	\$ -	\$ 250
321	ENGINEERING SERVICES	\$ 7,500	\$ -	\$ -	\$ 7,500
329	LAUNDRY	\$ -	\$ -	\$ -	\$ -
331	LEGAL SERVICES	\$ 10,000	\$ -	\$ -	\$ 10,000
332	LEGAL NOTICES, REC & COURT COSTS	\$ 2,000	\$ -	\$ -	\$ 2,000
333	LICENSES	\$ 500	\$ -	\$ -	\$ 500
334	MAINTENANCE AGREEMENTS	\$ 1,000	\$ -	\$ -	\$ 1,000
336	MAINTENANCE & REPAIR-BUILDINGS	\$ 5,000	\$ -	\$ -	\$ 5,000
336	MAINTENANCE & REPAIR-EQUIPMENT	\$ 2,500	\$ -	\$ -	\$ 2,500
337	MAINTENANCE & REPAIR-OFFICE EQPT	\$ 250	\$ -	\$ 275	\$ 525
338	MAINTENANCE & REPAIR-VEHICLES	\$ 2,500	\$ -	\$ 2,700	\$ 5,200
347	PEST CONTROL	\$ 500	\$ -	\$ -	\$ 500
348	POSTAL SERVICES	\$ 10,000	\$ -	\$ -	\$ 10,000
349	PRINTING, STATIONARY AND FORMS	\$ 6,000	\$ -	\$ -	\$ 6,000
355	TRAVEL	\$ 7,000	\$ -	\$ -	\$ 7,000
360	BROKERAGE FEES(TIRE RECYCLING)	\$ 75,000	\$ -	\$ -	\$ 75,000
361	PERMITS	\$ 1,000	\$ -	\$ 75	\$ 1,075
399	OTHER CONTRACTED SERVICES	\$ 2,750	\$ -	\$ -	\$ 2,750
409	CRUSHED STONE	\$ 10,000	\$ -	\$ -	\$ 10,000

JANUARY 2008 BUDGET AMENDMENTS

	FY 2008		AMENDED BUDGET
	APPROVED BUDGET	PREVIOUS AMENDMENTS	
410 CUSTODIAL SUPPLIES	\$ 2,000	\$ -	\$ 2,000
412 DIESEL	\$ 4,000	\$ -	\$ 4,000
413 DRUGS AND MEDICAL SUPPLIES	\$ -	\$ -	\$ -
422 FOOD SUPPLIES	\$ 7,500	\$ -	\$ 7,500
424 GARAGE SUPPLIES	\$ 20,000	\$ -	\$ 7,676
425 GASOLINE	\$ 5,000	\$ (12,324)	\$ 5,000
433 LUBRICANTS	\$ 300	\$ -	\$ 300
435 OFFICE SUPPLIES	\$ 2,000	\$ -	\$ 2,000
442 PROPANE GAS	\$ 3,500	\$ -	\$ 3,500
446 SMALL TOOLS	\$ 750	\$ -	\$ 750
450 TIRES & TUBES	\$ 2,000	\$ -	\$ 2,000
451 UNIFORMS	\$ -	\$ -	\$ 1,274
452 UTILITIES	\$ 24,500	\$ -	\$ 24,500
462 WIRE	\$ 4,000	\$ -	\$ 4,000
499 OTHER SUPPLIES AND MATERIALS	\$ 3,000	\$ -	\$ 8,000
502 BUILDING & CONTENT INSURANCE	\$ 4,446	\$ -	\$ 4,446
506 LIABILITY INSURANCE	\$ 1,602	\$ -	\$ 1,602
507 MEDICAL CLAIMS	\$ -	\$ -	\$ -
508 REFUNDS	\$ 10,000	\$ -	\$ 10,000
510 TRUSTEE'S COMMISSION	\$ 15,600	\$ -	\$ 15,600
511 VEHICLE & EQUIPMENT INSURANCE	\$ 446	\$ -	\$ 446
513 WORKERS COMP	\$ 8,221	\$ -	\$ 8,221
514 DEPRECIATION	\$ -	\$ -	\$ -
516 LIABILITY CLAIMS	\$ -	\$ -	\$ 705
516 OTHER SELF INSURED CLAIMS	\$ -	\$ -	\$ 705
523 CLOSURE/POST-CLOSURE COSTS	\$ -	\$ -	\$ -
599 OTHER CHARGES	\$ 2,000	\$ -	\$ 1,295
709 DATA PROCESSING EQUIPMENT	\$ 2,000	\$ -	\$ 2,000
711 FURNITURE & FIXTURES	\$ 1,000	\$ -	\$ 1,000
718 MOTOR VEHICLES	\$ -	\$ -	\$ 15,556
719 OFFICE EQUIPMENT	\$ 2,500	\$ -	\$ 2,500
733 SOLID WASTE EQUIPMENT	\$ -	\$ 22,360	\$ 22,360
790 OTHER EQUIPMENT	\$ 5,000	\$ -	\$ 5,000
791 OTHER CHARGES	\$ -	\$ -	\$ -
TOTAL OTHER WASTE DISPOSAL	\$ 1,722,613	\$ 43,330	\$ 16,851
EXCESS OF REVENUES & OTHER SOURCES	\$ (128,863)	\$ (41,595)	\$ (0)
OVER (UNDER) EXPENDITURES			
OPERATING TRANSFERS	\$ -		
FUND BALANCE JULY 1,	\$ 1,767,816		\$ 1,767,816
FUND BALANCE JUNE 30,	\$ 1,638,953	\$ (41,595)	\$ (0)
			\$ 1,597,359

JANUARY 2008 BUDGET AMENDMENTS		FY 2008 APPROVED BUDGET	PREVIOUS AMENDMENTS	JANUARY 2008 AMENDMENTS	AMENDED BUDGET
INDUSTRIAL/ECONOMIC DEVELOPMENT FUND - 119					
	REVENUES & OTHER SOURCES:				
	40110 CURRENT PROPERTY TAX	\$ -	\$ -	\$ -	\$ -
	40120 TRUSTEES COLLECTION-PRIOR YEARS	\$ -	\$ -	\$ -	\$ -
	40130 CIR CLK/CLK MASTER-PRIOR YEARS	\$ -	\$ -	\$ -	\$ -
	40140 INTEREST & PENALTY	\$ -	\$ -	\$ -	\$ -
	40270 BUSINESS TAX	\$ -	\$ -	\$ 3,500	\$ 3,500
	43193 WATER TAP SALES	\$ -	\$ -	\$ -	\$ -
	44110 INTEREST EARNED	\$ -	\$ -	\$ -	\$ -
	44120 LEASE RENTALS	\$ -	\$ -	\$ -	\$ -
	44170 MISCELLANEOUS REFUNDS	\$ -	\$ -	\$ -	\$ -
	44540 SALE OF PROPERTY	\$ -	\$ -	\$ -	\$ -
	44570 CONTRIBUTIONS	\$ -	\$ -	\$ -	\$ -
	46851 STATE REVENUE SHARING-TVA	\$ -	\$ -	\$ -	\$ -
	46990 OTHER STATE REVENUES	\$ -	\$ -	\$ -	\$ -
	46980 OTHER STATE GRANTS (reimbursements)	\$ -	\$ -	\$ -	\$ -
	47180 COMMUNITY DEVELOPMENT	\$ 475,300	\$ -	\$ -	\$ 475,300
	47690 OTHER FEDERAL THROUGH STATE	\$ -	\$ -	\$ -	\$ -
	47990 OTHER DIRECT FEDERAL REVENUE	\$ -	\$ -	\$ -	\$ -
	48990 OTHER	\$ -	\$ -	\$ -	\$ -
	48200 NOTE PROCEEDS	\$ -	\$ -	\$ -	\$ -
	48500 OTHER LOANS ISSUED	\$ -	\$ -	\$ -	\$ -
	48800 OPERATING TRANSFERS	\$ 125,469	\$ -	\$ 124,531	\$ 250,000
	TOTAL REVENUE & OTHER SOURCES	\$ 600,789	\$ -	\$ 128,031	\$ 728,800
	EXPENDITURES:				
	90000 CAPITAL PROJECTS				
	91110 GENERAL ADMINISTRATION PROJECT				
	312 CONTRACTS W/PRIVATE AGENCIES	\$ -	\$ -	\$ 400	\$ -
	316 CONTRIBUTIONS	\$ 535,308	\$ -	\$ -	\$ 535,708
	599 OTHER CHARGES	\$ -	\$ -	\$ -	\$ -
	605 UNDERWRITER'S DISCOUNT	\$ -	\$ -	\$ -	\$ -
	606 OTHER DEBT ISSUANCE CHARGES	\$ -	\$ -	\$ -	\$ -
	91170 PUBLIC UTILITY PROJECTS	\$ -	\$ -	\$ -	\$ -
	302 ADVERTISING	\$ -	\$ -	\$ -	\$ -
	308 CONSULTANTS	\$ -	\$ -	\$ -	\$ -
	312 CONTRACTS W/PRIVATE AGENCIES	\$ 660,300	\$ -	\$ -	\$ 660,300
	316 CONTRIBUTION	\$ -	\$ -	\$ -	\$ -
	321 ENGINEERING SERVICES	\$ -	\$ -	\$ -	\$ -
	332 LEGAL NOTICES, REC & COURT COSTS	\$ -	\$ -	\$ -	\$ -
	510 TRUSTEES COMMISSION	\$ -	\$ -	\$ -	\$ -
	599 OTHER CHARGES	\$ -	\$ -	\$ -	\$ -
	706 BUILDING CONSTRUCTION	\$ -	\$ -	\$ -	\$ -
	707 BUILDING IMPROVEMENTS	\$ -	\$ -	\$ -	\$ -
	708 COMMUNICATION EQUIPMENT	\$ -	\$ -	\$ -	\$ -
	718 MOTOR VEHICLES	\$ -	\$ -	\$ -	\$ -
	790 OTHER EQUIPMENT	\$ -	\$ -	\$ -	\$ -
	791 OTHER CONSTRUCTION	\$ -	\$ -	\$ -	\$ -
	TOTAL EXPENDITURES INDUST./ECON. DEV. FUND	\$ 1,185,608	\$ 400	\$ -	\$ 1,186,008
	EXCESS OF REVENUES & OTHER SOURCES OVER (UNDER) EXPENDITURES	\$ (584,839)	\$ (400)	\$ 128,031	\$ (457,208)
	FUND BALANCE JULY 1,	\$ 584,839			\$ 584,839
	OPERATING TRANSFERS	\$ -			
	ADJUSTMENT TO FUND BALANCE	\$ -		\$ (400)	
	FUND BALANCE JUNE 30,	\$ -	\$ (400)	\$ 128,031	\$ 127,631

JANUARY 2008 BUDGET AMENDMENTS

	FY 2008 APPROVED BUDGET	PREVIOUS AMENDMENTS	JANUARY 2008 AMENDMENTS	AMENDED BUDGET
DRUG CONTROL FUND - 122				
42100 CIRCUIT COURT				
42140 DRUG CONTROL FINES	\$ 11,489	\$ -	\$ -	\$ 11,489
42200 CRIMINAL COURT				
42240 DRUG CONTROL FINES	\$ -	\$ -	\$ -	\$ -
42300 GENERAL SESSIONS COURT				
42340 DRUG CONTROL FINES	\$ 30,000	\$ -	\$ -	\$ 30,000
42800 JUDICIAL DISTRICT DRUG PROGRAM				
42865 DRUG TASK FORCE FORFEITURES & PENALTIES	\$ 4,960	\$ -	\$ 1,850	\$ 6,800
42900 OTHER FINES, FORFEITURES & PENALTIES				
42910 PROCEEDS FROM CONFISCATED PROPERTY	\$ 35,000	\$ -	\$ -	\$ 35,000
44000 OTHER LOCAL REVENUES				
44170 MISCELLANEOUS REFUNDS	\$ 100	\$ -	\$ -	\$ 100
44530 SALE OF EQUIPMENT	\$ 250	\$ -	\$ -	\$ 250
46990 OTHER STATE REVENUES	\$ 25,000	\$ -	\$ -	\$ 25,000
47000 FEDERAL GOVERNMENT				
47700 ASSET FORFEITURE FUNDS	\$ 70,000	\$ -	\$ 7,942	\$ 77,942
48600 DONATIONS	\$ -	\$ -	\$ -	\$ -
TOTAL FINES, FORFEITURES/PENALTIES	\$ 176,789	\$ -	\$ 9,792	\$ 186,581
EXPENDITURES:				
54150 EXPENDITURES:				
196 IN-SERVICE	\$ 2,000	\$ -	\$ -	\$ 2,000
307 COMMUNICATION	\$ 7,700	\$ -	\$ -	\$ 7,700
312-GOVD CONTRACT WITH PRIVATE AGENCIES				
317 DATA PROCESSING SERVICES	\$ -	\$ -	\$ 1,460	\$ 1,460
319 CONFIDENTIAL DRUG ENFORCE PAYMENTS	\$ 1,000	\$ -	\$ -	\$ 1,000
320 DUES & MEMBERSHIPS	\$ 6,000	\$ -	\$ 4,000	\$ 10,000
322 LEGAL NOTICES, RECORDING & COURT COSTS	\$ 500	\$ -	\$ -	\$ 500
332 MAINTENANCE & REPAIR-BLDGS	\$ 550	\$ -	\$ -	\$ 550
335 MAINTENANCE & REPAIR-EQPT	\$ 1,500	\$ -	\$ -	\$ 1,500
336 MAINTENANCE & REPAIR-EQPT	\$ 4,860	\$ -	\$ -	\$ 4,860
338 MAINTENANCE & REPAIR-VEHICLES	\$ 7,500	\$ -	\$ -	\$ 7,500
349 PRINTING, STATIONARY & FORMS	\$ 250	\$ -	\$ -	\$ 250
351 RENTALS	\$ 100	\$ -	\$ -	\$ 100
353 TOW/JAN SERVICES	\$ 700	\$ -	\$ -	\$ 700
355 TRAVEL	\$ 10,500	\$ -	\$ -	\$ 10,500
357 VETERINARY	\$ 5,000	\$ -	\$ -	\$ 5,000
398 OTHER CONTRACTED SERVICES	\$ 675	\$ -	\$ -	\$ 675
401 ANIMAL & FOOD SUPPLIES	\$ 2,000	\$ -	\$ -	\$ 2,000
410 CUSTODIAL SUPPLIES	\$ 250	\$ -	\$ -	\$ 250
422 FOOD SUPPLIES	\$ 1,000	\$ -	\$ -	\$ 1,000
423 LAW ENFORCEMENT EQPT	\$ 2,500	\$ -	\$ -	\$ 2,500
425 GASOLINE	\$ -	\$ -	\$ -	\$ -
431 LAW ENFORCEMENT SUPPLIES	\$ 9,000	\$ -	\$ (7,400)	\$ 1,600
435 OFFICE SUPPLIES	\$ 400	\$ -	\$ -	\$ 400
450 TIRES & TUBES	\$ 600	\$ -	\$ -	\$ 600
451 UNIFORMS	\$ 3,400	\$ -	\$ (1,460)	\$ 1,940
499 OTHER SUPPLIES & MATERIALS	\$ 1,200	\$ -	\$ 12,000	\$ 13,200
510 TRUSTEE'S COMMISSION	\$ 800	\$ -	\$ -	\$ 800
599 OTHER CHARGES	\$ 12,500	\$ -	\$ -	\$ 12,500
709 DATA PROCESSING EQPT	\$ 2,500	\$ -	\$ 7,400	\$ 9,900
711 FURNITURE AND FIXTURES	\$ 500	\$ -	\$ -	\$ 500
716 LAW ENFORCEMENT EQPT	\$ 10,000	\$ -	\$ -	\$ 10,000
718 MOTOR VEHICLES	\$ 90,000	\$ -	\$ -	\$ 90,000
790 OTHER EQUIPMENT	\$ -	\$ -	\$ -	\$ -
TOTAL EXPENDITURES DRUG CONTROL	\$ 185,485	\$ -	\$ 16,000	\$ 201,485
EXCESS OF REVENUE & OTHER SOURCES				
OVER (UNDER) EXPENDITURES	\$ (8,696)	\$ -	\$ (6,208)	\$ (14,904)
FUND BALANCE JULY 1,				
	\$ 55,545			\$ 55,545
FUND BALANCE JUNE 30,				
	\$ 46,849	\$ -	\$ (6,208)	\$ 40,641

JANUARY 2008 BUDGET AMENDMENTS

	FY 2008		PREVIOUS AMENDMENTS	JANUARY 2008 AMENDMENTS	AMENDED BUDGET
	APPROVED BUDGET				
HIGHWAY FUND - 131					
REVENUES & OTHER SOURCES:					
COUNTY PROPERTY TAXES					
40110	CURRENT PROPERTY TAXES	\$ 1,247,274	\$ -	\$ -	\$ 1,247,274
40120	TRUSTEE'S COLLECTIONS-PRIOR YEARS	\$ 33,680	\$ -	\$ -	\$ 33,680
40125	TRUSTEE'S COLLECTIONS-BANKRUPTCY	\$ 10,000	\$ -	\$ -	\$ 10,000
40130	C/R CLK/CLK & MASTER COLLECTIONS	\$ 15,142	\$ -	\$ -	\$ 15,142
40140	INTEREST & PENALTY	\$ 13,620	\$ -	\$ -	\$ 13,620
40280	MINERAL SEVERANCE TAX	\$ 99,000	\$ -	\$ -	\$ 99,000
	TOTAL LOCAL TAXES	\$ 1,418,717	\$ -	\$ -	\$ 1,418,717
OTHER LOCAL REVENUES					
44990	OTHER LOCAL REVENUES	\$ -	\$ -	\$ -	\$ 1,500
43102	OTHER EMPL. BENEFIT CHARGES/CONTR	\$ 1,500	\$ -	\$ -	\$ -
44130	SALE OF MATERIALS & SUPPLIES	\$ 2,500	\$ 44,928	\$ 40	\$ 47,467
44170	MISCELLANEOUS REFUNDS	\$ -	\$ 45,000	\$ -	\$ 45,000
44520	INSURANCE RECOVERY	\$ -	\$ -	\$ -	\$ -
44530	SALE OF EQUIPMENT	\$ -	\$ -	\$ -	\$ -
44560	DAMAGE RECOVERY	\$ -	\$ -	\$ -	\$ -
44580	PERFORMANCE BOND FORFEITURE	\$ -	\$ -	\$ -	\$ -
	TOTAL OTHER LOCAL REVENUES	\$ 4,000	\$ 89,928	\$ 40	\$ 93,967
TOTAL STATE OF TENNESSEE					
46000	STATE OF TENNESSEE	\$ -	\$ -	\$ -	\$ 2,333,742
46410	BRIDGE PROGRAM	\$ 86,485	\$ -	\$ -	\$ 86,485
46420	STATE AID PROGRAM	\$ 256,609	\$ -	\$ -	\$ 256,609
46920	GASOLINE & MOTOR FUEL TAX	\$ 1,958,514	\$ -	\$ -	\$ 1,958,514
46930	PETROLEUM SPECIAL TAX	\$ 32,134	\$ -	\$ -	\$ 32,134
46980	OTHER STATE GRANTS	\$ -	\$ -	\$ -	\$ -
	TOTAL STATE OF TENNESSEE	\$ 2,333,742	\$ -	\$ -	\$ 2,333,742
FEDERAL GOVERNMENT					
47230	DISASTER RELIEF	\$ -	\$ -	\$ -	\$ -
47990	OTHER DIRECT FEDERAL REVENUE	\$ -	\$ 56,054	\$ -	\$ 56,054
	TOTAL FEDERAL GOVERNMENT	\$ -	\$ 56,054	\$ -	\$ 56,054
OTHER GOVERN & CITIZENS GROUPS					
48000	OTHER GOVERN & CITIZENS GROUPS	\$ -	\$ -	\$ -	\$ -
48100	OTHER GOVERNMENTS	\$ -	\$ 24,233	\$ -	\$ 24,233
48120	PAVING & MAINTENANCE	\$ -	\$ 24,233	\$ 11,683	\$ 35,916
	TOTAL OTH. GOVERN. & CITIZEN GROUPS	\$ -	\$ 48,466	\$ 11,683	\$ 35,916
OTHER SOURCES (NON-REVENUE)					
49000	OTHER SOURCES (NON-REVENUE)	\$ -	\$ -	\$ -	\$ -
49100	BOND PROCEEDS	\$ -	\$ -	\$ -	\$ -
49800	OPERATING TRANSFERS	\$ -	\$ -	\$ -	\$ -
	TOTAL OTHER SOURCES(NON-REVENUE)	\$ -	\$ -	\$ -	\$ -
	TOTAL REVENUES & OTHER SOURCES	\$ 3,756,459	\$ 170,216	\$ 11,722	\$ 3,938,396

	JANUARY 2008 BUDGET AMENDMENTS		FY 2008		PREVIOUS		JANUARY 2008		AMENDED	
	APPROVED BUDGET	AMENDMENTS	BUDGET	AMENDMENTS	AMENDMENTS	AMENDMENTS	BUDGET	AMENDMENTS	BUDGET	AMENDED BUDGET
61000 ADMINISTRATION										
101 COUNTY OFFICIAL/ADMIN.	\$ 66,960	\$ 110	\$ 66,960	\$ -	\$ -	\$ -	\$ -	\$ 66,960	\$ -	\$ 66,960
119 ACCOUNTANTS/BOOK KEEPERS	\$ 77,100	\$ -	\$ 77,100	\$ -	\$ -	\$ -	\$ -	\$ 77,100	\$ -	\$ 77,100
186 LONGEVITY PAY	\$ 950	\$ -	\$ 950	\$ -	\$ -	\$ -	\$ -	\$ 950	\$ -	\$ 950
201 SOCIAL SECURITY	\$ 8,991	\$ -	\$ 8,991	\$ -	\$ -	\$ -	\$ -	\$ 8,991	\$ -	\$ 8,991
204 STATE RETIREMENT	\$ 13,152	\$ -	\$ 13,152	\$ -	\$ -	\$ -	\$ -	\$ 13,152	\$ -	\$ 13,152
205 EMPLOYEE & DEPENDANT INSURANCE	\$ 6,385	\$ -	\$ 6,385	\$ -	\$ -	\$ -	\$ -	\$ (5,669)	\$ 716	\$ 716
206 LIFE INSURANCE	\$ -	\$ -	\$ -	\$ -	\$ -	\$ -	\$ -	\$ 202	\$ 202	\$ 202
207 MEDICAL INSURANCE	\$ -	\$ -	\$ -	\$ -	\$ -	\$ -	\$ -	\$ 4,799	\$ 4,799	\$ 4,799
208 DENTAL INSURANCE	\$ -	\$ -	\$ -	\$ -	\$ -	\$ -	\$ -	\$ 668	\$ 668	\$ 668
210 UNEMPLOYMENT COMPENSATION INS.	\$ 420	\$ -	\$ 420	\$ -	\$ -	\$ -	\$ -	\$ 420	\$ -	\$ 420
212 MEDICARE	\$ 2,103	\$ -	\$ 2,103	\$ -	\$ -	\$ -	\$ -	\$ 2,103	\$ -	\$ 2,103
307 COMMUNICATION	\$ 15,000	\$ -	\$ 15,000	\$ -	\$ -	\$ -	\$ -	\$ 15,000	\$ -	\$ 15,000
317 DATA PROCESSING SERVICES	\$ 1,500	\$ -	\$ 1,500	\$ -	\$ -	\$ -	\$ -	\$ 1,500	\$ -	\$ 1,500
320 DUES & MEMBERSHIPS	\$ 4,261	\$ -	\$ 4,261	\$ -	\$ -	\$ -	\$ -	\$ 4,261	\$ -	\$ 4,261
332 NOTICES, RECORDING & COURT COSTS	\$ 1,000	\$ -	\$ 1,000	\$ -	\$ -	\$ -	\$ -	\$ 1,000	\$ -	\$ 1,000
334 MAINTENANCE AGREEMENTS	\$ 1,500	\$ -	\$ 1,500	\$ -	\$ -	\$ -	\$ 108	\$ 1,608	\$ -	\$ 1,608
348 POSTAL CHARGES	\$ 150	\$ -	\$ 150	\$ -	\$ -	\$ -	\$ -	\$ 150	\$ -	\$ 150
349 PRINTING, STATIONERY & FORMS	\$ 1,500	\$ -	\$ 1,500	\$ -	\$ -	\$ -	\$ -	\$ 1,500	\$ -	\$ 1,500
355 TRAVEL	\$ 1,000	\$ -	\$ 1,000	\$ -	\$ -	\$ -	\$ -	\$ 1,000	\$ -	\$ 1,000
359 DISPOSAL FEES	\$ 300	\$ -	\$ 300	\$ -	\$ -	\$ -	\$ -	\$ 300	\$ -	\$ 300
410 CUSTODIAL SUPPLIES	\$ 500	\$ -	\$ 500	\$ -	\$ -	\$ -	\$ -	\$ 500	\$ -	\$ 500
435 OFFICE SUPPLIES	\$ 2,000	\$ -	\$ 2,000	\$ -	\$ -	\$ -	\$ -	\$ 2,000	\$ -	\$ 2,000
452 UTILITIES	\$ 20,000	\$ -	\$ 20,000	\$ -	\$ -	\$ -	\$ -	\$ 20,000	\$ -	\$ 20,000
513 WORKERS COMP	\$ 487	\$ -	\$ 487	\$ -	\$ -	\$ -	\$ -	\$ 487	\$ -	\$ 487
515 LIABILITY CLAIM	\$ -	\$ -	\$ -	\$ -	\$ -	\$ -	\$ -	\$ -	\$ -	\$ -
599 OTHER CHARGES	\$ 10,000	\$ (110)	\$ 9,892	\$ (109)	\$ (110)	\$ (109)	\$ 9,892	\$ 3,500	\$ 3,500	\$ 3,500
790 OFFICE EQPT	\$ 3,500	\$ -	\$ 3,500	\$ -	\$ -	\$ -	\$ -	\$ 3,500	\$ -	\$ 3,500
TOTAL ADMINISTRATION	\$ 238,759	\$ -	\$ 238,759	\$ -	\$ -	\$ -	\$ -	\$ 238,759	\$ -	\$ 238,759
62000 HIGHWAY & BRIDGE MAINTENANCE										
141 FOREMAN	\$ 180,250	\$ -	\$ 180,250	\$ -	\$ -	\$ -	\$ -	\$ 180,250	\$ -	\$ 180,250
143 EQPT. OPERATORS	\$ 299,900	\$ -	\$ 299,900	\$ -	\$ -	\$ -	\$ -	\$ 299,900	\$ -	\$ 299,900
145 EQPT. OPERATORS-LIGHT	\$ 170,000	\$ -	\$ 170,000	\$ -	\$ -	\$ -	\$ -	\$ 170,000	\$ -	\$ 170,000
147 TRUCK DRIVERS	\$ 260,000	\$ -	\$ 260,000	\$ -	\$ -	\$ -	\$ -	\$ 260,000	\$ -	\$ 260,000
149 LABORERS	\$ 75,000	\$ -	\$ 75,000	\$ -	\$ -	\$ -	\$ -	\$ 75,000	\$ -	\$ 75,000
186 LONGEVITY PAY	\$ 16,450	\$ -	\$ 16,450	\$ -	\$ -	\$ -	\$ -	\$ 16,450	\$ -	\$ 16,450
187 OVERTIME PAY	\$ 5,000	\$ -	\$ 5,000	\$ -	\$ -	\$ -	\$ -	\$ 5,000	\$ -	\$ 5,000
201 SOCIAL SECURITY	\$ 62,409	\$ -	\$ 62,409	\$ -	\$ -	\$ -	\$ -	\$ 62,409	\$ -	\$ 62,409
204 STATE RETIREMENT	\$ 91,299	\$ -	\$ 91,299	\$ -	\$ -	\$ -	\$ -	\$ 91,299	\$ -	\$ 91,299
205 EMPLOYEE & DEPENDANT INSURANCE	\$ 130,661	\$ -	\$ 130,661	\$ -	\$ -	\$ -	\$ (128,997)	\$ 1,664	\$ 1,664	\$ 1,664
206 LIFE INSURANCE	\$ -	\$ -	\$ -	\$ -	\$ -	\$ -	\$ 404	\$ 404	\$ -	\$ 404
207 MEDICAL INSURANCE	\$ -	\$ -	\$ -	\$ -	\$ -	\$ -	\$ 126,248	\$ 126,248	\$ -	\$ 126,248
208 DENTAL INSURANCE	\$ -	\$ -	\$ -	\$ -	\$ -	\$ -	\$ 927	\$ 927	\$ -	\$ 927
209 DISABILITY INSURANCE	\$ -	\$ -	\$ -	\$ -	\$ -	\$ -	\$ 1,418	\$ 1,418	\$ -	\$ 1,418
210 UNEMPLOYMENT COMPENSATION INS.	\$ 7,140	\$ -	\$ 7,140	\$ -	\$ -	\$ -	\$ -	\$ 7,140	\$ -	\$ 7,140
212 MEDICARE	\$ 14,596	\$ -	\$ 14,596	\$ -	\$ -	\$ -	\$ -	\$ 14,596	\$ -	\$ 14,596
351 RENTALS	\$ 40,000	\$ -	\$ 40,000	\$ -	\$ -	\$ -	\$ -	\$ 40,000	\$ -	\$ 40,000
399 OTHER CONTRACTED SERVICES	\$ 15,000	\$ -	\$ 15,000	\$ -	\$ -	\$ -	\$ -	\$ 15,000	\$ -	\$ 15,000
402 ASPHALT	\$ 350,000	\$ 95,462	\$ 350,000	\$ 95,462	\$ -	\$ 11,683	\$ 11,683	\$ 457,145	\$ -	\$ 457,145
403 ASPHALT-COLD MIX	\$ 15,000	\$ -	\$ 15,000	\$ -	\$ -	\$ -	\$ -	\$ 15,000	\$ -	\$ 15,000
408 CONCRETE	\$ 30,000	\$ -	\$ 30,000	\$ -	\$ -	\$ -	\$ -	\$ 30,000	\$ -	\$ 30,000
409 CRUSHED STONE	\$ 225,000	\$ 25,804	\$ 225,000	\$ 25,804	\$ -	\$ -	\$ -	\$ 250,804	\$ -	\$ 250,804
440 PIPE METAL	\$ 125,000	\$ 2,668	\$ 125,000	\$ 2,668	\$ -	\$ 40	\$ 40	\$ 127,708	\$ -	\$ 127,708
443 ROAD SIGNS	\$ 25,000	\$ -	\$ 25,000	\$ -	\$ -	\$ -	\$ -	\$ 25,000	\$ -	\$ 25,000
455 WOOD PRODUCTS	\$ 5,000	\$ -	\$ 5,000	\$ -	\$ -	\$ -	\$ -	\$ 5,000	\$ -	\$ 5,000
456 GRAVEL & CHERT	\$ 10,000	\$ 1,280	\$ 10,000	\$ 1,280	\$ -	\$ -	\$ -	\$ 11,280	\$ -	\$ 11,280
513 WORKER'S COMP	\$ 23,460	\$ -	\$ 23,460	\$ -	\$ -	\$ -	\$ -	\$ 23,460	\$ -	\$ 23,460
599 OTHER CHARGES	\$ 5,000	\$ -	\$ 5,000	\$ -	\$ -	\$ -	\$ -	\$ 5,000	\$ -	\$ 5,000
TOTAL HIGHWAY/BRIDGE MAINTENANCE	\$ 2,181,165	\$ 125,215	\$ 2,181,165	\$ 11,722	\$ -	\$ 11,722	\$ -	\$ 2,318,101	\$ -	\$ 2,318,101
63100 OPERATION & MAINTENANCE OF EQPT										
142 MECHANIC(S)	\$ 190,450	\$ -	\$ 190,450	\$ -	\$ -	\$ -	\$ -	\$ 190,450	\$ -	\$ 190,450
186 LONGEVITY PAY	\$ 3,350	\$ -	\$ 3,350	\$ -	\$ -	\$ -	\$ -	\$ 3,350	\$ -	\$ 3,350
201 SOCIAL SECURITY	\$ 12,016	\$ -	\$ 12,016	\$ -	\$ -	\$ -	\$ -	\$ 12,016	\$ -	\$ 12,016
204 STATE RETIREMENT	\$ 17,578	\$ -	\$ 17,578	\$ -	\$ -	\$ -	\$ -	\$ 17,578	\$ -	\$ 17,578
206 EMPLOYEE & DEPENDANT INSURANCE	\$ 26,113	\$ -	\$ 26,113	\$ -	\$ -	\$ -	\$ (24,320)	\$ 1,793	\$ 1,793	\$ 1,793
206 LIFE INSURANCE	\$ -	\$ -	\$ -	\$ -	\$ -	\$ -	\$ 67	\$ 67	\$ -	\$ 67
207 MEDICAL INSURANCE	\$ -	\$ -	\$ -	\$ -	\$ -	\$ -	\$ 23,992	\$ 23,992	\$ -	\$ 23,992
208 DISABILITY INSURANCE	\$ -	\$ -	\$ -	\$ -	\$ -	\$ -	\$ 261	\$ 261	\$ -	\$ 261
210 UNEMPLOYMENT COMPENSATION INS.	\$ 1,260	\$ -	\$ 1,260	\$ -	\$ -	\$ -	\$ -	\$ 1,260	\$ -	\$ 1,260
336 MAINTENANCE & REPAIR-EQPT	\$ 2,810	\$ -	\$ 2,810	\$ -	\$ -	\$ -	\$ -	\$ 2,810	\$ -	\$ 2,810
412 DIESEL FUEL	\$ 170,000	\$ -	\$ 170,000	\$ -	\$ -	\$ -	\$ -	\$ 170,000	\$ -	\$ 170,000
424 GARAGE SUPPLIES	\$ 180,000	\$ -	\$ 180,000	\$ -	\$ -	\$ -	\$ -	\$ 180,000	\$ -	\$ 180,000
	\$ 5,000	\$ -	\$ 5,000	\$ -	\$ -	\$ -	\$ -	\$ 5,000	\$ -	\$ 5,000

JANUARY 2008 BUDGET AMENDMENTS		FY 2008		PREVIOUS		JANUARY 2008		AMENDED	
		APPROVED BUDGET		AMENDMENTS		AMENDMENTS		BUDGET	
425	GASOLINE	\$	90,000	\$	-	\$	-	\$	90,000
433	LUBRICANTS	\$	10,000	\$	-	\$	-	\$	10,000
450	TIRES & TUBES	\$	50,000	\$	-	\$	-	\$	50,000
451	UNIFORMS	\$	-	\$	-	\$	-	\$	-
513	WORKERS COMP	\$	4,140	\$	-	\$	-	\$	4,140
516	OTHER SELF-INSURED CLAIMS	\$	-	\$	-	\$	130	\$	130
599	OTHER CHARGES	\$	15,000	\$	-	\$	(130)	\$	14,870
714	HIGHWAY EQUIPMENT	\$	-	\$	-	\$	-	\$	-
	TOTAL OPER. & MAIN. OF EQUIPMENT	\$	777,716	\$	-	\$	-	\$	777,716
65000	OTHER CHARGES								
502	BUILDING & CONTENTS INSURANCE	\$	5,258	\$	-	\$	-	\$	5,258
506	LIABILITY INSURANCE	\$	26,053	\$	-	\$	-	\$	26,053
510	TRUSTEES COMMISSION	\$	46,100	\$	-	\$	-	\$	46,100
511	VEHICLE & EQPT INSURANCE	\$	12,554	\$	-	\$	-	\$	12,554
513	WORKERS COMPENSATION	\$	30,303	\$	-	\$	-	\$	30,303
515	LIABILITY CLAIM	\$	1,500	\$	-	\$	-	\$	1,500
599	OTHER CHARGES	\$	9,981	\$	-	\$	-	\$	9,981
	TOTAL OTHER CHARGES	\$	131,749	\$	-	\$	-	\$	131,749
66000	EMPLOYEE BENEFITS								
201	SOCIAL SECURITY	\$	-	\$	-	\$	-	\$	-
204	STATE RETIREMENT	\$	-	\$	-	\$	-	\$	-
205	EMPLOYEE & DEPENDANT INSURANCE	\$	-	\$	-	\$	-	\$	-
210	UNEMPLOYMENT COMPENSATION INS.	\$	-	\$	-	\$	-	\$	-
	TOTAL EMPLOYEE BENEFITS	\$	-	\$	-	\$	-	\$	-
68000	CAPITAL OUTLAY								
321	ENGINEERING SERVICES	\$	100,000	\$	-	\$	-	\$	100,000
705	BRIDGE CONSTRUCTION	\$	239,589	\$	-	\$	-	\$	239,589
713	HIGHWAY CONSTRUCTION	\$	342,145	\$	-	\$	-	\$	342,145
791	OTHER CONSTRUCTION	\$	250,000	\$	45,000	\$	-	\$	295,000
	TOTAL CAPITAL OUTLAY	\$	931,734	\$	45,000	\$	-	\$	976,734
99100	OTHER USES								
99100-590	TRANSFERS-OUT	\$	110,000	\$	-	\$	-	\$	110,000
	TOTAL OTHER USES	\$	110,000	\$	-	\$	-	\$	110,000
	TOTAL ESTIMATED EXPENDITURES	\$	4,371,123	\$	170,215	\$	11,722	\$	4,553,059
	EXCESS OF REVENUES & OTHER SOURCES	\$	(614,664)	\$	-	\$	-	\$	(614,664)
	OVER (UNDER) EXPENDITURES								
	FUND BALANCE JULY 1,	\$		\$		\$		\$	
		\$	908,953					\$	908,953
	FUND BALANCE JUNE 30,	\$	294,289	\$	-	\$	-	\$	294,289

JANUARY 2008 BUDGET AMENDMENTS

	FY 2008			PREVIOUS			JANUARY 2008			AMENDED
	APPROVED	BUDGET		AMENDMENTS	AMENDMENTS		BUDGET			
GENERAL DEBT SERVICE FUND - 151										
	REVENUES & OTHER SOURCES									
40110	CURRENT PROPERTY TAX	\$ 1,801,618	\$ -	\$ -	\$ -	\$ -	\$ -	\$ -	\$ -	\$ 1,801,618
40120	TRUSTEES COLLECTION PRIOR YEARS	\$ 48,650	\$ -	\$ -	\$ -	\$ -	\$ -	\$ -	\$ -	\$ 48,650
40125	TRUSTEES COLLECTION-BANKRUPTCY	\$ 22,053	\$ -	\$ -	\$ -	\$ -	\$ -	\$ -	\$ -	\$ 22,053
40130	CIR CLK & CLK & MASTER COLLECTIONS	\$ 12,416	\$ -	\$ -	\$ -	\$ -	\$ -	\$ -	\$ -	\$ 12,416
40140	INTEREST & PENALTY	\$ 12,159	\$ -	\$ -	\$ -	\$ -	\$ -	\$ -	\$ -	\$ 12,159
	TOTAL LOCAL TAXES	\$ 1,896,896	\$ -	\$ -	\$ -	\$ -	\$ -	\$ -	\$ -	\$ 1,896,896
40200	COUNTY LOCAL OPTION TAXES									
40210	LOCAL OPTION SALES TAX	\$ 1,350,000	\$ -	\$ -	\$ -	\$ -	\$ -	\$ -	\$ -	\$ 1,350,000
40240	WHEEL TAX	\$ 878,000	\$ -	\$ -	\$ -	\$ -	\$ -	\$ -	\$ -	\$ 878,000
40266	LITIGATION TAX	\$ 70,000	\$ -	\$ -	\$ -	\$ -	\$ -	\$ -	\$ -	\$ 70,000
40320	BANK EXCISE TAX	\$ 195,000	\$ -	\$ -	\$ -	\$ -	\$ -	\$ -	\$ -	\$ 195,000
	TOTAL LOCAL OPTION TAXES	\$ 2,493,000	\$ -	\$ -	\$ -	\$ -	\$ -	\$ -	\$ -	\$ 2,493,000
41000	LICENSES & PERMITS									
41110	MARRIAGE LICENSES	\$ -	\$ -	\$ -	\$ -	\$ -	\$ -	\$ -	\$ -	\$ -
	TOTAL LICENSES & PERMITS	\$ -	\$ -	\$ -	\$ -	\$ -	\$ -	\$ -	\$ -	\$ -
44100	OTHER LOCAL REVENUES									
44110	INTEREST EARNED	\$ -	\$ -	\$ -	\$ -	\$ -	\$ -	\$ -	\$ -	\$ -
44120	LEASE RENTALS	\$ 90,000	\$ -	\$ -	\$ -	\$ -	\$ -	\$ -	\$ -	\$ 90,000
44170	REFUNDS	\$ -	\$ -	\$ -	\$ -	\$ -	\$ -	\$ -	\$ -	\$ 500
44510	ACCRUED INTEREST ON DEBT ISSUES	\$ -	\$ -	\$ -	\$ -	\$ -	\$ -	\$ -	\$ -	\$ -
44520	INSURANCE RECOVERY	\$ -	\$ -	\$ -	\$ -	\$ -	\$ -	\$ -	\$ -	\$ -
	TOTAL OTHER LOCAL REVENUES	\$ 90,000	\$ -	\$ -	\$ -	\$ -	\$ -	\$ -	\$ -	\$ 90,500
46800	OTHER STATE REVENUES									
46851	STATE REVENUE SHARING-TVA	\$ 410,000	\$ -	\$ -	\$ -	\$ -	\$ -	\$ -	\$ -	\$ 410,000
48130	CONTRIBUTIONS (SCHOOL BOARD BEP/GEO-THERM)	\$ 300,000	\$ -	\$ -	\$ -	\$ -	\$ -	\$ -	\$ -	\$ 300,000
49000	OTHER SOURCES	\$ -	\$ -	\$ -	\$ -	\$ -	\$ -	\$ -	\$ -	\$ -
49100	BONDS ISSUED	\$ -	\$ -	\$ -	\$ -	\$ -	\$ -	\$ -	\$ -	\$ -
49200	NOTES ISSUED	\$ -	\$ -	\$ -	\$ -	\$ -	\$ -	\$ -	\$ -	\$ -
49400	PROCEEDS OF REFUNDING BONDS	\$ -	\$ -	\$ -	\$ -	\$ -	\$ -	\$ -	\$ -	\$ -
49600	OPERATING TRANSFERS	\$ 110,000	\$ -	\$ -	\$ -	\$ -	\$ -	\$ -	\$ -	\$ 1,500,000
	TOTAL OTHER STREVS & OTH. SOURCES	\$ 820,000	\$ -	\$ -	\$ -	\$ -	\$ -	\$ -	\$ -	\$ 2,320,000
	TOTAL ESTIMATED REVENUES	\$ 5,299,896	\$ -	\$ -	\$ -	\$ -	\$ -	\$ -	\$ -	\$ 6,800,396
	EXPENDITURES:									
82110	GENERAL GOVERNMENT DEBT SERVICE									
601	PRINCIPAL ON BONDS	\$ 1,040,000	\$ -	\$ -	\$ -	\$ -	\$ -	\$ -	\$ -	\$ 1,040,000
602	PRINCIPAL ON NOTES	\$ 550,040	\$ -	\$ -	\$ -	\$ -	\$ -	\$ -	\$ -	\$ 659,540
	TOTAL GENERAL GOVERNMENT	\$ 1,590,040	\$ -	\$ -	\$ -	\$ -	\$ -	\$ -	\$ -	\$ 1,699,540
82120	HIGHWAY & STREET DEBT SERVICE									
602	PRINCIPAL ON NOTES	\$ 295,000	\$ -	\$ -	\$ -	\$ -	\$ -	\$ -	\$ -	\$ 295,000
	TOTAL HIGHWAY/STREET DEBT SERVICE	\$ 295,000	\$ -	\$ -	\$ -	\$ -	\$ -	\$ -	\$ -	\$ 295,000
82130	EDUCATION DEBT SERVICE									
601	PRINCIPAL ON BONDS	\$ 1,795,000	\$ -	\$ -	\$ -	\$ -	\$ -	\$ -	\$ -	\$ 1,795,000
602	PRINCIPAL ON NOTES	\$ 284,960	\$ -	\$ -	\$ -	\$ -	\$ -	\$ -	\$ -	\$ 890,500
	TOTAL EDUCATION DEBT SERVICE	\$ 2,079,960	\$ -	\$ -	\$ -	\$ -	\$ -	\$ -	\$ -	\$ 2,970,460
	TOTAL PRINCIPAL	\$ 3,965,000	\$ -	\$ -	\$ -	\$ -	\$ -	\$ -	\$ -	\$ 4,965,000
82200	INTEREST									
82210	GENERAL GOVERNMENT									
603	INTEREST ON BONDS	\$ 531,805	\$ -	\$ -	\$ -	\$ -	\$ -	\$ -	\$ -	\$ 531,805
604	INTEREST ON NOTES	\$ 153,963	\$ -	\$ -	\$ -	\$ -	\$ -	\$ -	\$ -	\$ 152,985
	TOTAL GENERAL GOVERNMENT	\$ 685,768	\$ -	\$ -	\$ -	\$ -	\$ -	\$ -	\$ -	\$ 684,790
82220	HIGHWAY & STREETS									
604	INTEREST ON NOTES	\$ 29,729	\$ -	\$ -	\$ -	\$ -	\$ -	\$ -	\$ -	\$ 29,729
	TOTAL HIGHWAY & STREETS	\$ 29,729	\$ -	\$ -	\$ -	\$ -	\$ -	\$ -	\$ -	\$ 29,729
82230	EDUCATION									
603	INTEREST ON BONDS	\$ 1,026,641	\$ -	\$ -	\$ -	\$ -	\$ -	\$ -	\$ -	\$ 1,026,641
604	INTEREST ON NOTES	\$ 31,719	\$ -	\$ -	\$ -	\$ -	\$ -	\$ -	\$ -	\$ 23,765
	TOTAL EDUCATION	\$ 1,058,360	\$ -	\$ -	\$ -	\$ -	\$ -	\$ -	\$ -	\$ 1,050,406
	TOTAL INTEREST	\$ 1,773,858	\$ -	\$ -	\$ -	\$ -	\$ -	\$ -	\$ -	\$ 1,764,925
82310	GENERAL GOVERNMENT									

		FY 2008		AMENDED	
		APPROVED BUDGET	PREVIOUS AMENDMENTS	JANUARY 2008 AMENDMENTS	BUDGET
JANUARY 2008 BUDGET AMENDMENTS					
510	TRUSTEE'S COMMISSION	\$ 114,772	\$ -	\$ -	\$ 114,772
606	UNDERWRITER'S DISCOUNT	\$ -	\$ -	\$ -	\$ -
606	OTHER DEBT ISSUANCE CHARGES	\$ 3,000	\$ -	\$ -	\$ 3,000
699	OTHER DEBT SERVICE	\$ -	\$ -	\$ -	\$ -
	TOTAL GENERAL GOVERNMENT	\$ 117,772	\$ -	\$ -	\$ 117,772
82320	HIGHWAYS & STREETS	\$ -	\$ -	\$ -	\$ -
606	OTHER DEBT ISSUANCE CHARGES	\$ -	\$ -	\$ -	\$ -
699	OTHER DEBT SERVICE	\$ -	\$ -	\$ -	\$ -
	TOTAL HIGHWAYS & STREETS	\$ -	\$ -	\$ -	\$ -
82330	EDUCATION	\$ -	\$ -	\$ -	\$ -
606	OTHER DEBT ISSUANCE CHARGES	\$ 3,000	\$ -	\$ -	\$ 3,000
699	OTHER DEBT SERVICE	\$ 3,000	\$ -	\$ -	\$ 3,000
	TOTAL EDUCATION	\$ 6,000	\$ -	\$ -	\$ 6,000
	TOTAL OTHER DEBT SERVICE	\$ 120,772	\$ -	\$ -	\$ 120,772
99300	PAYMENTS TO REFUND, BOND ESCROW AGENT	\$ -	\$ -	\$ -	\$ -
699	OTHER DEBT SERVICE	\$ -	\$ -	\$ -	\$ -
	TOTAL OTHER USES	\$ -	\$ -	\$ -	\$ -
99100-690	TRANSFERS -OUT	\$ -	\$ 500,000	\$ 500,000	\$ 500,000
	TOTAL GENERAL DEBT SERVICE FUND	\$ 5,859,630	\$ -	\$ 1,491,068	\$ 7,350,697
	EXCESS OF REVENUES & OTHER SOURCES OVER (UNDER) EXPENDITURES	\$ (559,734)	\$ -	\$ 9,433	\$ (560,301)
	REFUNDING DEBT ISSUED	\$ -	\$ -	\$ -	\$ -
	PAYMENTS TO REFUND, DEBT ESCROW AGENT	\$ -	\$ -	\$ -	\$ -
	FUND BALANCE JULY 1,	\$ 5,177,113			\$ 5,177,113
	ADJUSTMENT TO FUND BALANCE	\$ -			\$ -
	FUND BALANCE JUNE 30,	\$ 4,617,379	\$ -	\$ 9,433	\$ 4,626,812

	JANUARY 2008 BUDGET AMENDMENTS			
	FY 2008 APPROVED BUDGET	PREVIOUS AMENDMENTS	JANUARY 2008 AMENDMENTS	AMENDED BUDGET
GENERAL CAPITAL PROJECTS FUND - 171				
REVENUES & OTHER SOURCES				
44110 INVESTMENT INCOME	\$ -	\$ -	\$ -	\$ -
44110 INTEREST EARNED	\$ -	\$ -	\$ -	\$ -
44120 LEASE RENTALS	\$ -	\$ -	\$ -	\$ -
44170 MISCELLANEOUS REFUNDS	\$ -	\$ -	\$ -	\$ -
44540 SALE OF PROPERTY	\$ -	\$ -	\$ -	\$ -
44570 CONTRIBUTIONS & GIFTS	\$ -	\$ -	\$ -	\$ -
44570 CONTRIBUTIONS	\$ -	\$ -	\$ -	\$ -
44570 STATE REVENUE SHARING-TVA	\$ -	\$ -	\$ -	\$ -
46851 OTHER STATE GRANTS	\$ -	\$ -	\$ -	\$ -
46980 OTHER STATE REVENUES(Health Dept. Grant)	\$ -	\$ -	\$ -	\$ -
46990 OTHER STATE REVENUES(Health Dept. Grant)	\$ -	\$ -	\$ -	\$ -
49100 BONDS ISSUED	\$ -	\$ -	\$ -	\$ -
49200 NOTES ISSUED	\$ -	\$ -	\$ -	\$ -
49800 OPERATING TRANSFERS	\$ -	\$ -	\$ -	\$ -
TOTAL REVENUES & OTHER SOURCES	\$ -	\$ -	\$ 10,000,000	\$ 10,000,000
EXPENDITURES:				
90000 CAPITAL PROJECTS				
91110 GENERAL ADMIN. PROJECTS				
302 ADVERTISING	\$ -	\$ -	\$ -	\$ -
304 ARCHITECTS	\$ -	\$ -	\$ -	\$ -
312 CONTRACTS W/PRIVATE AGENCIES	\$ -	\$ -	\$ -	\$ -
316 CONTRIBUTIONS	\$ -	\$ -	\$ 500,000	\$ 500,000
317 DATA PROCESSING SERVICES	\$ -	\$ -	\$ 21,784	\$ 21,784
321 ENGINEERING SERVICES	\$ -	\$ -	\$ -	\$ -
332 LEGAL NOTICES, REC. & COURT COSTS	\$ -	\$ -	\$ -	\$ -
426 GENERAL CONSTRUCTION MATERIAL	\$ -	\$ -	\$ -	\$ -
510 TRUSTEES COMMISSION	\$ -	\$ -	\$ -	\$ -
605 UNDERWRITERS DISCOUNT	\$ -	\$ -	\$ 170,000	\$ 170,000
606 OTHER DEBT ISSUANCE CHARGES	\$ -	\$ -	\$ 81,539	\$ 81,539
706 BUILDING CONSTRUCTION	\$ -	\$ -	\$ -	\$ -
706 BUILDING CONSTRUCTION(JAIL PROJECTS)	\$ -	\$ -	\$ -	\$ -
706 BUILDING CONSTRUCTION(HEALTH DEPT.)	\$ 5,514,287	\$ -	\$ (5,514,287)	\$ 49,500
706 ANNEX BUILDING CONSTRUCTION (ANNEX)	\$ 49,500	\$ -	\$ -	\$ 49,500
706-ARCH BUILDING CONSTRUCTION (ARCHIVES)	\$ -	\$ -	\$ 1,355,570	\$ 1,355,570
706-JAIL BUILDING CONSTRUCTION (JAIL)	\$ -	\$ -	\$ 15,000	\$ 15,000
706-PARK BUILDING CONSTRUCTION (FRONT PARKING LOT)	\$ -	\$ -	\$ 9,948,761	\$ 9,948,761
70-TEMP BUILDING CONSTRUCTION (TEMP JAIL)	\$ -	\$ -	\$ 532	\$ 532
716 LAW ENFORCEMENT EQPT	\$ -	\$ -	\$ 466,600	\$ 466,600
718 MOTOR VEHICLES	\$ -	\$ -	\$ -	\$ -
719 OFFICE EQPT	\$ -	\$ -	\$ -	\$ -
732 BUILDING PURCHASES	\$ -	\$ -	\$ 1,700,000	\$ 1,700,000
790 OTHER EQUIPMENT	\$ -	\$ -	\$ -	\$ -
799 OTHER CAPITAL OUTLAY	\$ -	\$ -	\$ -	\$ -
99100-590 TRANSFERS-OUT	\$ 1,999,046	\$ -	\$ 1,250,000	\$ 3,249,046
TOTAL GENERAL ADMIN. PROJECTS	\$ 7,562,833	\$ -	\$ 9,995,499	\$ 17,558,332
EXCESS OF REVENUES & OTHER SOURCES	\$ (7,562,833)	\$ -	\$ 4,501	\$ (7,558,332)
OVER (UNDER) EXPENDITURES				
FUND BALANCE JULY 1,	\$ 7,607,833			\$ 7,607,833
FUND BALANCE JUNE 30,	\$ 45,000	\$ -	\$ 4,501	\$ 49,500

RESOLUTION NO. 2008012203

RESOLUTION TO APPROVE AMENDMENTS TO THE 2007-2008 LAWRENCE COUNTY
BOARD OF EDUCATION BUDGET

NOW, THEREFORE, be it resolved by the Lawrence County Legislative Body meeting in regular session this 22nd day of January, 2008, approve amendments to the 2007-2008 Lawrence County Board of Education Budget , as attached.

This Resolution shall take effect upon its passage, the public welfare requiring it.

PASSED this 22nd day of January, 2008.


JERRY DRYDEN, CHAIR


PAUL ROSSON, COUNTY EXECUTIVE

ATTEST:


CHUCK KIZER, COUNTY CLERK

SPONSOR: LAWRENCE COUNTY BOARD OF EDUCATION

November, 2007	Resolution # 2008012203		
	Budget Amendments General Purpose School		
	FUND 141		
Account Number	Description	Debit	Credit
1 71300-330	Vocational Education - Operating Lease	\$2,000.00	
	Pmts		
71300-336	Vocational Education - Maintenance of Equipment		\$2,000.00
	43543 Contract for Student Support Svcs	\$3,025.00	
	47590 Other Federal thru State		\$3,025.00
	To correct account codes to budget	\$5,025.00	\$5,025.00
2 Cost Center WIA05			
47590	Other Federal thru State	\$68,060.00	
72130-123	Guidance		\$37,000.00
72130-201	Social Security		\$2,294.00
72130-204	Retirement		\$2,309.00
72130-212	Medicare		\$537.00
72130-355	Travel		\$500.00
72130-399	Other Contracted Services		\$12,960.00
71400-189	Student Support - Other Salaries & Wages		\$8,700.00
71400-201	Social Security		\$539.00
71400-212	Medicare		\$121.00
72130-355	Travel		\$200.00
71400-429	Instructional Supplies		\$2,400.00
72130-499	Other Supplies & Materials		\$500.00
	To account for Youth Services Workforce Investment Act grant	\$68,060.00	\$68,060.00

LAWRENCE COUNTY TN RESOLUTION NO.: 2008012203

RESOLUTION TO APPROVE AMENDMENTS TO THE 2007-2008 LAWRENCE COUNTY BOARD OF EDUCATION BUDGET

DISTRICT	COMMISSIONER	MOTION	SECOND	AYE	NAY	PASS	PRESENT	ABSENT
10	Benefield, Delano			X			X	
9	Benefield, Ronald L.			X			X	
13	Brazier, Ray			X			X	
16	Brown, Anne N.	X		X			X	
6	Clifton, Bobby R.			X			X	
18	Doerflinger, Chuck			X			X	
7	Dryden, Jerry W.			X			X	
3	Gillespie, Dennis C.			X			X	
12	Hill, Richard L.			X			X	
11	Hyatt, Sandra K.			X			X	
2	Jackson, Chris D.		X	X			X	
4	Keener, Alan J.			X			X	
8	Niedergerges, Mark			X			X	
14	Putman, Jerry N.			X			X	
15	Robertson, Charles H.			X			X	
5	Sanders, John C., Jr.			X			X	
17	Wray, Joe R.			X			X	
1	Yocom, Wayne A.			X			X	
TOTAL				18	0	0	18	0

TYPE OF VOTE: Voice Roll Call

Comments:

RESOLUTION NO. 2008012204

RESOLUTION TO CONFIRM APPOINTMENTS TO
THE COMMITTEES OF THE LAWRENCE COUNTY LEGISLATIVE BODY

WHEREAS, the Chair of the Lawrence County Legislative Body shall appoint members of certain committees, such appointments to be subject to confirmation by the Legislative Body; and

WHEREAS, the Chair has made proposed appointments to the committees as have previously existed as reflected on the attached list marked Option 1 and in an effort to streamline and make more efficient the committee system the Chair has proposed consolidating some of the traditional committees as reflected on the attached list marked Option 2.

NOW, THEREFORE, be it resolved by the Lawrence County Legislative Body meeting in regular session this 22nd day of January, 2008, desires to select Option ____ and the attached appointments to the various committees of the Lawrence County Legislative Body are confirmed.

This Resolution shall take effect upon its passage, the public welfare requiring it.

AMENDED this 22nd day of January, 2008.

JERRY DRYDEN, CHAIR
PAUL ROSSON, COUNTY EXECUTIVE
ATTEST: CHUCK KIZER, COUNTY CLERK

SPONSOR: JERRY DRYDEN

AMENDED RESOLUTION NO. 2008012204AA

RESOLUTION TO CONFIRM APPOINTMENTS TO
THE COMMITTEES OF THE LAWRENCE COUNTY LEGISLATIVE BODY

WHEREAS, the Chair of the Lawrence County Legislative Body shall appoint members of certain committees, such appointments to be subject to confirmation by the Legislative Body; and

WHEREAS, the Chair has made proposed appointments to the committees as have previously existed as reflected on the attached list marked Option 1 and in an effort to streamline and make more efficient the committee system the Chair has proposed consolidating some of the traditional committees as reflected on the attached list marked Option 2; and

WHEREAS, the County Executive by statute appoints the Budget Committee, the Purchasing Committee and pursuant to the Lawrence County Code of Ethics is charged with the appointing members to the County Ethics Committee with confirmation by the County Legislative Body;

NOW, THEREFORE, be it resolved by the Lawrence County Legislative Body meeting in regular session this 22nd day of January, 2008, desires to select Option 1 and the attached appointments to the various committees of the Lawrence County Legislative Body are confirmed.


IT IS FURTHER RESOLVED, the appointments to the Budget Committee, the Purchasing Committee and County Ethics Committee are hereby confirmed.

This Resolution shall take effect upon its passage, the public welfare requiring it.

PASSED AS AMENDED this 22nd day of January, 2008.



JERRY DRYDEN, CHAIR



PAUL ROSSON, COUNTY EXECUTIVE

ATTEST:



CHUCK KIZER, COUNTY CLERK

SPONSOR: JERRY DRYDEN

LAWRENCE COUNTY TN RESOLUTION NO: 2008012204A1

Resolution to confirm appointments to the committees of the Lawrence County
Legislative Body

Amendment 1

Motion to amend resolution:

Add Ethics Committee to Committee List

LAWRENCE COUNTY TN RESOLUTION NO: 2008012204AA

AMENDED RESOLUTION TO CONFIRM APPOINTMENTS TO THE COMMITTEES OF THE LAWRENCE COUNTY LEGISLATIVE BODY

DISTRICT	COMMISSIONER	MOTION	SECOND	OPTION 1	OPTION 2	PASS	PRESENT	ABSENT
10	Benefield, Delano				X		X	
9	Benefield, Ronald L.				X		X	
13	Brazier, Ray			X			X	
16	Brown, Anne N.			X			X	
6	Clifton, Bobby R.				X		X	
18	Doerflinger, Chuck			X			X	
7	Dryden, Jerry W.			X			X	
3	Gillespie, Dennis C.				X		X	
12	Hill, Richard L.			X			X	
11	Hyatt, Sandra K.			X			X	
2	Jackson, Chris D.			X			X	
4	Keener, Alan J.	X			X		X	
8	Niedergereses, Mark			X			X	
14	Putman, Jerry N.				X		X	
15	Robertson, Charles H.				X		X	
5	Sanders, John C., Jr.		X				X	
17	Wray, Joe R.			X			X	
1	Yocom, Wayne A.				X		X	
TOTAL				10	8	0	18	0

TYPE OF VOTE: Voice Roll Call

Comments:

LAWRENCE COUNTY TN RESOLUTION NO: 2008012204A1V

Amend resolution to add Ethics Committee

DISTRICT	COMMISSIONER	MOTION	SECOND	AYE	NAY	PASS	PRESENT	ABSENT
10	Benefield, Delano			X			X	
9	Benefield, Ronald L.	X		X			X	
13	Brazier, Ray			X			X	
16	Brown, Anne N.			X			X	
6	Clifton, Bobby R.			X			X	
18	Doerflinger, Chuck			X			X	
7	Dryden, Jerry W.			X			X	
3	Gillespie, Dennis C.			X			X	
12	Hill, Richard L.			X			X	
11	Hyatt, Sandra K.			X			X	
2	Jackson, Chris D.			X			X	
4	Keener, Alan J.			X			X	
8	Niedergereses, Mark			X			X	
14	Putman, Jerry N.		X	X			X	
15	Robertson, Charles H.			X			X	
5	Sanders, John C., Jr.			X			X	
17	Wray, Joe R.			X			X	
1	Yocom, Wayne A.			X			X	
TOTAL				18	0	0	18	0

TYPE OF VOTE: Voice Roll Call

Comments:

RESOLUTION NO. 2008012205

RESOLUTION TO APPROVE LAWRENCE COUNTY ROAD LIST

WHEREAS, pursuant to T.C.A. §54-10-103, county legislative bodies are required to classify the public roads in a county at a January session and the chief administrative officer of the county highway department is also required to provide a summary of all changes from the road listing submitted the previous year.


NOW, THEREFORE, BE IT RESOLVED by the Legislative Body of Lawrence County meeting in regular session this 22nd day of January, 2008, the road list attached hereto as Exhibit A is hereby approved and the list of all roads which have undergone changes or corrections since January, 2007, which are attached hereto as Exhibit B are hereby approved.

This resolution will take effect upon its passage, the public welfare requiring it.

PASSED this the 22nd day of January, 2008.



JERRY DRYDEN, CHAIR



PAUL ROSSON, COUNTY EXECUTIVE

ATTEST:



CHUCK KIZER, COUNTY CLERK

SPONSOR: LAWRENCE COUNTY HIGHWAY DEPARTMENT

LAWRENCE COUNTY TN RESOLUTION NO: 2008012205

RESOLUTION TO APPROVE LAWRENCE COUNTY ROAD LIST

DISTRICT	COMMISSIONER	MOTION	SECOND	AYE	NAY	PASS	PRESENT	ABSENT
10	Benefield, Delano			X			X	
9	Benefield, Ronald L.			X			X	
13	Brazier, Ray			X			X	
16	Brown, Anne N.			X			X	
6	Clifton, Bobby R.			X			X	
18	Doerflinger, Chuck			X			X	
7	Dryden, Jerry W.			X			X	
3	Gillespie, Dennis C.			X			X	
12	Hill, Richard L.			X			X	
11	Hyatt, Sandra K.			X			X	
2	Jackson, Chris D.			X			X	
4	Keener, Alan J.			X			X	
8	Niedergereses, Mark			X			X	
14	Putman, Jerry N.			X			X	
15	Robertson, Charles H.			X			X	
5	Sanders, John C., Jr.	X		X			X	
17	Wray, Joe R.			X			X	
1	Yocom, Wayne A.			X			X	
TOTAL				18	0	0	18	0

TYPE OF VOTE: Voice Roll Call

Comments:

LAWRENCE COUNTY ROAD LIST

DECEMBER 31, 2007

#	ROAD NAME	BEGINNING LOC	ENDING LOC	ROW	BED	CL	PAY	T&G	CH	LGT.
1	TJ AARON BR RD	POND FIELD RD	WATERLOO RD	0	20	0		1.7		1.7
2	RB ADAIR RD	BISHOP CHAPEL RD	RAMAH RD	60	26	1		2.2		2.2
3	TJ ADAMS RD	SR. 242-WEST POINT RD	DEAD END	0	18	0		0.7		0.7
4	LK ADKINS LN	GRINNELL DRIVE	DEAD END	0	20	0		0.55		0.55
5	LK ADKINS LN-W	W OFF GRINNELL DR	DEAD END	0	18	0		0.2		0.2
6	RB AIRPORT DR	LONESTAR ROAD	DEAD END	0	22	0	0.2			0.2
7	LK ALABAMA ST	GEORGIA ST	DEAD END	0	10	0		0.1		0.1
8	RB ALBERS LN	LAND ROAD	DEAD END	50	20	1		0.1		0.1
9	RB ALDRIDGE RD	GUM SPRINGS RD	FRAIZER RD	60	20	1	1.45		0.1	1.55
10	MD ALEX. SPGS RD	HWY 43-N	HWY 43-N	60	26	1	1.6			1.6
11	LK ALFORD LN	POWER HOUSE RD	OLD FLOR RD	0	18	0		0.3		0.3
12	LK ALLISON DR	BUSBY RD	SAMUEL LN	0	24	0		0.16		0.16
13	MD AMISH LN	SOUTH BRACE RD	DEAD END	0	12	0			0.2	0.2
14	MD ANDERSON CRK RD	OLD MIL RD.-N	GILES CTY LINE	0	20	0		2.4		2.4
15	TJ ANDERSON RD	POND FIELD RD	BRYANT-BOS RD	0	20	0		1.4		1.4
16	LK ANDREWS RD	BUSBY RD	DEAD END	0	20	0		0.5		0.5
17	MD ANNIE MAE LN	N BRACE RD	DEAD END	0	18	0			0.2	0.2
18	RB ANTOCH RD	OLD FLOR-PUL	MARSTON RD	50	22	1		0.35		0.35
19	RB APPLETON RD	SR. 98-RABBIT TRAIL RD	GILES CTY LINE	60	20	1	4.4		0.3	5.4
20	TJ ARMETIS LN	NATCHEZ TRACE PKWY	DEAD END	0	20	0			0.7	0.7

21	MD	ARMSTRONG AVE	INDIANA AVE	ETHR CITY LIMITS	0	22	0	0.3	0.3	0.3
22	LK	ARROWHEAD POINTE	CHEROKEE HILL SUB.	CHER HILLS SUB.	50	20	1	0.1	0.1	0.1
23	MD	ARROWHEAD TER	BYRD RD	BYRD RD	0	20	0	0.1	0.1	0.1
24	RB	ASHLEY CRT	QUAIL DR	QUAIL DR	0	16	0	0.45	0.45	0.45
25	MD	ASHMORE RD	RAILROAD BED PIKE	LEWIS CTY LINE	0	20	0	2.0	2.0	2.0
26	LK	AUGUSTINE DR	CHEROKEE HILLS SUB	CHER HILLS SUB.	50	20	1	0.3	0.3	0.3
27	LK	AUGUSTINE LN	OLD GLENDALE RD	DEAD END	0	20	0	0.4	0.4	0.4
28	TJ	BADDY RD	HALL RD	DEAD END	0	22	0	0.45	0.45	0.45
29	TJ	BAILEY CEM RD	SPRING CRK RD	DEAD END	0	20	0	0.1	0.1	0.1
30	LK	BAILEY RD	SHOAL CRK RD	DEAD END	0	20	0	0.45	0.45	0.45
31	TJ	BAILEY SPRINGS RD	SR.242-W POINT RD	DEAD END	0	16	0	0.2	0.2	0.2
32	RB	BAKER LN	FALL RIVER RD	MARABLE RD	0	22	0	1.15	1.15	1.15
33	MD	BALEE DR	PLEASANT VALLEY RD	DEAD END	50	20	1	0.2	0.2	0.2
34	MD	BALLPARK RD	HWY. 20-STOWN	DEAD END	0	18	0	0.4	0.4	0.5
35	LK	BALL PARK RD-S	MT. NEBO RD	PENNEY RD	0	20	0	0.6	0.6	0.6
36	TJ	BANNING RD	SCENIC RD	HWY 64-WEST	0	20	0	0.18	0.18	0.18
37	RB	BARBER SHOP RD	SR. 98-RABBIT TRAIL RD	DEAD END	0	20	0	0.25	0.25	0.25
38	MD	BARNSVILLE RD	SR. 240-TURNPIKE	RAILROAD PIKE	50	20	1	2.9	2.9	2.9
39	LK	BARNETT DR	WHITE RD	DEAD END	0	20	0	2.65	2.65	2.65
40	MD	BARNETT RD	MIDWAY RD	SR. 240 TURNPIKE	0	20	0	2.0	2.0	2.0
41	MD	BARRY LN	DUGOUT RD	DEAD END	50	20	1	0.2	0.2	0.2
42	RB	BASSHAM RD	HOOD HOLLOW RD	BLOOMING GR RD	0	24	2	1.6	1.6	1.6
43	LK	BEARTOWN RD	LORETTO CITY LIMITS	RASCALTOWN RD	50	22	1	2.3	2.2	4.5
44	MD	BEASLEY RD	SR. 242-BUFFALO RD	MT. ARARAT RD-S	50	20	1	0.6		0.6
45	MD	BEASLEY RD-EAST	MT. ARARAT ROAD-S	HWY 43-NORTH	0	20	0	0.3	1.3	1.6

46	MD	BEDFORD LN	SR. 241-NAPIER RD	DEAD END	50	20	1	0.3	0.3	0.3
47	MD	BEDROCK RD	BRACE RD	DEAD END	0	20	0	0.2	0.2	0.2
48	RB	BEECHWOOD DR.-N	EDGEWOOD DR	GIMLET RD	0	24	0	0.55	0.55	0.55
49	RB	BEECHWOOD DR.-S	HIGHWAY 64-E	EDGEWOOD DR	0	22	0	0.65	0.65	0.65
50	TJ	BEELER CUT-OFF	BEELER RD	WATERLOO RD	50	22	1	0.3	0.3	0.3
51	TJ	BEELER RD	WATERLOO RD	GRANDDADBY RD	0	24	0	2.76	2.76	2.76
52	LK	BELEW LN	EAGLE FACTORY RD	DEAD END	50	20	1	0.6	0.6	0.6
53	LK	BELEW RD	LONG BRANCH RD	DEAD END	0	18	0	0.8	0.8	0.8
54	MD	BENEFIELD LN	COUNTY FARM RD	DEAD END	0	18	0	0.4	0.4	0.4
55	MD	BENNETT RD	DENSON RD	DEAD END	0	18	0	0.4	0.4	0.4
56	MD	BENSON RD	MARCELLA FALLS RD	DEAD END	50	20	1	0.6	0.6	0.6
57	LK	BERNIE KING LN	GLEN SPRINGS RD	DEAD END	0	20	0	0.15	0.15	0.15
58	RB	BETTY AVE	BRANCH DR	LANCE DRIVE	0	22	0	0.15	0.15	0.15
59	TJ	BIG SPRINGS FORK	WARE RD	BIG SPRINGS RD	0	18	0	1.3	1.3	1.3
60	TJ	BIG SPRINGS RD	SR. 241-REDHILL -CTR	ETHR-REDHILL RD	0	22	0	1.8	1.8	1.8
61	TJ	BIG SPRINGS RD-E	SR. 241-REDHILL-CTR	DEAD END	0	24	0	0.7	0.7	0.7
62	TJ	BIG SPRINGS TER	BIG SPRINGS FORK	DEAD END	0	24	0	0.2	0.2	0.2
63	RB	BIRD MILL RD	IDAHO RD	NEWTON RD	0	20	0	0.5	0.5	0.5
64	RB	BISHOP CHAPEL RD	SR. 227-LEX. HWY	FIVE POINTS RD	50	24	1	4.0	4.0	4.0
65	RB	BISHOP RD	BAKER LN	WES CHAPEL RD	50	20	1	1.35	1.35	1.35
66	LK	BIVENS LN	SR. 242-WEST POINT RD	DEAD END	50	16	0	0.2	0.2	0.2
67	MD	BLACKJACK LN	CORBIN ST	DEAD END	50	20	1	0.2	0.2	0.2
68	MD	BLACK ST	COLLEGE ST-WEST	ST HWY-20	0	16	0	0.1	0.1	0.1
69	MD	BLACKWOOD DR	SHADY ST	OAK ST	0	22	0	0.2	0.2	0.2
70	MD	BLACKWOOD LN	OAKS RD	DEAD END	0	16	0	0.7	0.7	0.7

71	MD	BLACKWOOD RD	SR. 240-TURNPIKE	DEAD END	0	18	0	0.2	0.2	0.2
72	MD	BLANKENSHIP LN	HIGHWAY 43-N	DEAD END	0	16	0	0.3	0.3	0.3
73	RB	BLESSING RD	HIGHWAY 64-E	LANTZ RD	0	22	0	0.7	0.7	0.7
74	RB	BLOOMING GR RD	OWENS RD	APPLETON RD	0	22	0	2.6	3.3	5.9
75	RB	BLUE HERON DR	TANDY PLACE	TANDY PLACE	50	20	1	0.15	0.15	0.15
76	LK	BLUFF RD	ST. JOE CITY LIMITS	BUSBY RD	0	24	0	3.3	1.8	5.1
77	RB	BONEE RD	MILLER LN	GILES CTY LINE	50	22	1	1.7	1.7	1.7
78	MD	BONNER RD	GRAY RD	DEAD END	0	18	0	0.5	0.5	0.5
79	RB	BONNERTOWN RD	SR. 98-RABBIT TRAIL RD	ALABAMA ST LINE	60	22	1	2.35		2.35
80	TJ	BOSWELL CEM RD.	MT. LEBANON RD	DEAD END	0	12	0	0.2	0.2	0.2
81	RB	BOX ROAD	BLOOMING GROVE RD	BLOOMING GR RD	0	20	0	0.95	0.95	0.95
82	TJ	B.R. LANE	RIDGE RD	DEAD END	0	12	0	0.2	0.2	0.2
83	MD	BACE LOOP	BACE RD	BACE ROAD	0	20	0	0.4	0.4	0.4
84	MD	BACE ROAD	ALEXANDER SPGS RD	N & S BACE	60	26	1	2.4		2.4
85	MD	BACE ROAD-N	BACE RD	CHURCH ST(STOWN)	0	24	0	2.5	1.4	3.9
86	MD	BACE ROAD-S	ETHRIDGE CITY LIMITS	BACE RD-N	0	24	0	1.1	1.9	3.0
87	TJ	BRADLEY RD-N	GRANDADDY RD	MT. LEBANON RD	0	20	0	2.3	2.3	2.3
88	RB	BRADLEY RD-S	SR. 98-RABBIT TRAIL RD	JONES CHAPEL RD	0	24	0	2.0	2.0	2.0
89	RB	BRANCH DR	WEAKLEY CRK RD	LANCE DR	0	22	0	0.7		0.7
90	MD	BRANDI LN	MATTOXTOWN RD	DEAD END	0	20	0	0.2	0.2	0.2
91	RB	BRANNON RD	BAKER LANE	ROSIER RD	0	22	0	0.7	0.7	0.7
92	LK	BREWER BR RD	SR. 242-WEST POINT RD	DEAD END	0	18	0	0.3	0.3	0.3
93	MD	BREWER LN	BREWER RD	DEAD END	0	18	0	0.35	0.35	0.35
94	MD	BREWER RD	HWY 43-NORTH	BACE RD-S	0	18	0	0.6	0.6	0.6

95	MD	BRIDY RD	BRACE RD-S	60	24	1	2.1	2.1	1.5
96	MD	BRIER HILL RD	SR. 242-HENRYVILLE RD	0	24	0	1.5	1.5	0.383
97	MD	BRITNEY CIR	BRACE RD-NORTH	50	20	1	2.2	2.2	1.7
98	RB	BROCK HOLLOW RD	OLD FLOP-PUL. RD	0	20	0	1.7	1.7	0.4
99	MD	BROOKS HUGHES RD	BUFFALO RD (NOT SR)	0	24	0	0.4	0.4	6.8
100	RB	BROWN LN	KILE RD	0	18	0	1.8	1.8	1.0
101	TJ	BRUSH CRK RD	HIGHWAY 64-W	0	22	0	0.7	0.7	0.2
102	TJ	BRYANT-BOS RD	ANDERSON RD	0	22	0	1.85	1.85	0.2
103	TJ	BRYANT RD	PINEY RD	60	20	1	0.2	0.2	1.85
104	LK	BRYSON RD	COLLINWOOD RD	0	18	0	0.2	0.2	0.8
105	TJ	BUCK BRANCH LN	MCDONALD RD	0	16	0	0.8	0.8	2.0
106	TJ	BUCK BRANCH RD	FISH TRAPP RD	0	20	0	0.5	0.5	0.5
107	LK	BUCKS LANE	SOUTH OFF DANLEY RD	0	20	0	8.1	8.1	0.5
108	MD	BUD TAYLOR RD	BUFFALO RD (NOT SR)	0	20	0	0.5	0.5	0.5
109	MD	BUFFALO RD	SR. 242-HENRYVILLE RD	60	24	1	2.0	2.0	2.0
110	MD	BUIE RD	BUFFALO RD (NOT SR)	0	22	0	2.4	2.4	2.4
111	LK	BUMPUS RD	L'BURG CITY LIMITS	0	20	0	0.3	0.3	0.3
112	LK	BUSBY RD	SR. 242-W POINT RD	0	24	0	0.3	0.3	0.3
113	MD	BYRD RD	WEAKLEY CRK RD	0	24	0	0.3	0.3	0.3
114	MD	C. KIRK CIR	HUDSON RD	0	16	0	0.3	0.3	0.3
115	LK	CABIN LN	BARNETT DR	0	20	0	0.3	0.3	0.3
116	MD	CALDWELL RD	BUFFALO RD (NOT SR)	60	20	1	0.2	0.2	0.2
117	MD	CAMPBELL LN	SR. 242-BUFFALO RD	0	18	0	0.2	0.2	0.2
118	MD	C.SVILLE PK	HIGHWAY 43-N	50	26	1	4.9	4.9	4.9
119	LK	CANNON RD	LONG BRANCH RD	0	18	0	0.55	0.55	0.55

120	RB	CARDINAL CRT	FALL RIVER RD	DEAD END	50	20	1	0.6	0.6
121	MD	CARDINAL WAY	CALDWELL RD	SR. 240-TURNPIKE	0	20	0	0.4	0.4
122	MD	CAROL RD	JONESTOWN RD	GILES COUNTY LINE	0	18	0	0.3	0.3
123	LK	CARTER RD	IRON CITY RD	WOLF CREEK ROAD	0	20	0	1.8	1.8
124	MD	CARVELL LN	MARCELLA FALLS RD	DEAD END	0	14	0	0.3	0.3
125	TJ	CC LN	FISH TRAPP RD	DEAD END	0	16	0	0.7	0.7
126	TJ	CC RD	SR. 241-NAPIER RD	DEAD END	0	18	0	1.2	1.2
127	RB	CECIL CRT	MATTHEW AVE	DEAD END	0	22	0	0.1	0.1
128	LK	CEDAR HILL RD	OLD JACKSON HWY	DEAD END	50	22	1	1.35	1.35
129	MD	CEMETERY RD	SR. 240-TURNPIKE	CHIEF CREEK ROAD	0	22	0	2.5	2.5
130	TJ	CEMETERY ST	TN ST	CEMETERY	0	18	0	0.5	0.5
131	TJ	CENTER GR RD	WARE RD	KNOTT ROAD	0	18	0	0.5	0.5
132	MD	CENTER PT SUB.	CORBIN ST	DEAD END	50	20	1	0.47	0.47
133	TJ	CHAMBERS RD	PINEY RD	DEAD END	0	18	0	1.1	1.1
134	RB	CHANGE RD	FLATT LN	RAMAH ROAD	0	22	0	0.75	0.75
135	MD	CHANDLER LN	HUDSON RD	NUTT LANE	0	20	0	0.2	0.2
136	LK	CHANDLER RD	SR. 242-W POINT RD	DEAD END	0	20	0	0.7	0.7
137	LK	CHEROKEE HILL DR	CHEROKEE HILLS SUB.	CHER HILLS SUB.	50	20	1	0.9	0.9
138	RB	CHERRY GLENN CRT	N KEENER RD	DEAD END	50	20	1	0.3	0.3
139	RB	CHERRY HILL RD	FALL RIVER RD	DEAD END	0	16	0	0.85	0.85
140	RB	CHERIE LN	GALLION RD	DEAD END	0	18	0	0.3	0.3
141	LK	CHERRY ST-E	EAST OFF TN ST	DEAD END	0	18	0	0.1	0.1
142	TJ	CHERRY ST-W	SR. 242-W POINT RD	CHURCH ST	0	18	0	0.1	0.1
143	TJ	CHESTNUT LN	EAST LAUREL DR	DEAD END	50	20	1	0.2	0.2
144	MD	CHIEFCRK RD-E.SIDE	SR. 240-TURNPIKE	SR. 241-NAPIER RD	0	22	0	4.6	4.6

145	TJ	CHIEFCRK RD-WSIDE	241-NAPIER RD	LAUREL HILL RD	0	22	0	0.8	0.8	3.4
146	TJ	CHISH. CRK RD- N	HWY 64-W	FISH TRAPP RD	0	20	0	3.4	3.4	1.4
147	TJ	CHISH. CRK RD -S	LODI RD	WAYNE CTY LINE	0	20	0	1.4	1.4	0.2
148	TJ	CHISH. CROSSING	HIGHWAY 64-W	SCENIC RD	0	20	0	0.2	0.9	0.9
149	MD	CHRISTOPHER LN	SR. 241-NAPIER RD	DEAD END	0	16	0	0.9	0.6	0.2
150	RB	CHOATES RD	MILLER LN	KELSEY LN	50	20	1	0.6	0.6	0.2
151	TJ	CHURCH HILL RD	RIDGE RD (W POINT)	DEAD END	0	18	0	0.2	0.2	0.2
152	RB	CHURCH LN	SECOND CRK RD	PEE WEE LN	0	14	0	0.2	0.3	0.2
153	TJ	CHURCH ST	GEORGIA ST	MAPLE ST	0	18	0	0.3	0.9	0.9
154	MD	CHURCH ST	CALDWELL RD	DALEY ST	0	18	0	0.9	0.1	0.1
155	RB	CLAIR CRT	HARDING RD	DEAD END	0	20	0	0.1	0.2	0.2
156	TJ	CLANTON LN	CHAMBERS RD	DEAD END	0	18	0	0.2	0.9	0.9
157	RB	CLANTON RD	LONESTAR RD	BEECHWOOD DR	0	20	0	0.9	0.7	0.7
158	MD	CLARENCE LONG RD	SR. 240-TURNPIKE	DEAD END	0	16	0	0.2	0.1	0.1
159	TJ	CLARK RD	WARE RD	DEAD END	0	14	0	0.7	0.7	0.7
160	MD	CLARK ST	STATE HWY-20	DEAD END	0	16	0	0.1	0.1	0.1
161	LK	CLAX BRANCH RD	MT. NEBO RD	LORETTO CITY LIMITS	50	20	1	3.2	4.2	4.2
162	TJ	CLAYTON RD	HOOD RD-S	DEAD END	0	16	0	0.2	0.2	0.2
163	RB	CLEAR CRK RD	GILES CTY LINE	DEAD END	0	24	0	4.1	4.2	0.3
164	RB	CLEAR CRK RD-S	FRED HUGHES RD	DEAD END	0	14	0	0.3	0.3	0.3
165	MD	CLEVE STAGGS RD	BRACE ROAD-N	DEAD END	0	16	0	0.4	0.4	0.4
166	RB	CLEVELAND LN	CLEVELAND RD	SECOND CRK RD	0	24	0	0.55	0.55	0.55
167	RB	CLEVELAND RD	BISHOP CHAPEL RD	MARKS RD	0	24	0	1.4	1.4	1.4
168	RB	CLIFF DR	QUAIL DR	DEAD END	0	20	0	0.3	0.3	0.3

169	TJ	CLIFTON RD	GRASSY BRANCH RD	0	18	0	0	0	0.7	0.7
170	LK	CLUBHOUSE DR	BUSBY RD	0	20	0	0	0	0.5	0.5
171	RB	COBB ALLEY	SR. 98-RABBIT TRAIL RD	0	18	0	0	0.1	0.1	0.1
172	TJ	COFFEE MCGEE RD	SR. 242-BUFFALO RD	0	18	0	0	0.3	0.6	0.6
173	RB	COLE CIR	MILLWOOD DR	50	20	1	0	0.1	0.1	0.1
174	TJ	COLLEGE ST	CHURCH ST	0	18	0	0	0.1	0.1	0.1
175	MD	COLLEGE ST-E	ROSSON ST	0	22	0	0	0.3	0.9	0.9
176	MD	COLLEGE ST-W	SR. 240-TURNPIKE	0	18	0	0	0.5	0.5	0.5
177	TJ	COLLINWOOD RD	SR. 242-WEST POINT RD	50	24	1	3.3	3.3	3.3	3.3
178	MD	COMMODORE CIR	BUFFALO RD (NOT SR)	0	24	0	0	0.6	0.6	0.6
179	MD	COMMUNITY RD	MATTOXTOWN RD	0	22	0	0.65	0.65	0.65	0.65
180	RB	CONCORD LN	CONCORD RD	0	16	0	0	0.4	0.4	0.4
181	RB	CONCORD RD	REVILLO RD	0	22	0	0	2.55	2.55	2.55
182	MD	CONVENT RD	BRACE ROAD-S	0	22	0	0	0.7	0.7	0.7
183	MD	COOK RD	DUKES PARK RD	0	16	0	0	0.3	0.3	0.3
184	RB	COPPERAS BR RD	FALL RIVER RD	0	24	0	0.7	2.4	2.4	2.4
185	MD	CORBIN ST	MOORE RD	0	24	0	0.3	1.5	1.5	1.5
186	LK	COUNTRYSIDE DR	HIGHWAY 43-S	0	20	0	0	1.1	1.1	1.1
187	MD	CTY FARM RD	L'BURG CITY LIMITS	0	22	0	0	0.9	0.9	0.9
188	MD	CTY LINE RD.-W	OLD MILITARY RD.-N	0	18	0	0.3	0.3	0.3	0.3
189	TJ	CRAIG RD	GREENWOOD RD	0	20	0	0	1.45	1.45	1.45
190	TJ	CRAWFISH LN	SR. 242-BUFFALO RD	0	16	0	0.55	0.55	0.55	0.55
191	TJ	CRAWFISH RD	VALLEY RD	0	18	0	0	0.6	0.6	0.6
192	TJ	CREEKMONT DR	HIGHWAY 64-W	0	22	0	0	1.2	1.2	1.2
193	TJ	CREWS LN	BRUSH CREEK RD	0	18	0	0	0.4	0.4	0.4

194	TJ	CREWS RD	HUDSON RD	60	24	1	1.7			1.7
195	MD	CROSS LN	LONG ROAD	0	18	0	0.4			0.4
196	MD	CROSS RD	JONESTOWN RD	0	20	0	0.7	0.5		1.2
197	RB	CROWDER RD	FALL RIVER RD	0	20	0	1.2			1.2
198	RB	CROWDER RD-S	APPLETON RD	0	22	0	0.5	0.5		0.5
199	TJ	CROWSON CRK RD	GIBBS RD	0	20	0	0.1	0.1		0.1
200	MD	CUMBERLAND DR	STATE HWY-20	50	20	1	0.6			0.6
201	MD	CUMMINGS RD	OAKS RD	0	22	0	1.2			1.2
202	RB	DAKOTA LN	GARNER RD	50	20	1	0.1			0.1
203	MD	DALEY ST	STATE HWY-20	0	22	0	0.4			0.4
204	RB	DANA RD	DUNN-LEOMA RD	0	20	0	0.7			0.7
205	LK	DANLEY RD	SR. 227-LEX. HWY	50	22	1	4.2			4.2
206	TJ	DAVE HILL RD	MT. LEBANON RD	20	16	4	0.9	0.6		1.5
207	MD	DAVE RISNER RD	DRY WEAKLEY RD	0	20	0	0.1			0.1
208	MD	DAVID BLUE RD	BARNSVILLE RD	0	12	0	0.3	0.3		0.3
209	RB	DAVIDSON RD	RAMAH RD	0	22	0	0.95			0.95
210	MD	DAVIS RD	THREE OAKS RD	0	18	0	0.6	0.6		0.6
211	MD	DAVIS ST	STATE HIGHWAY-20	0	24	0	0.7			0.7
212	RB	DAY RD	SR. 98-RABBIT TRAIL RD	0	22	0	0.475	0.425		0.9
213	LK	DEERVIEW LN	PURCELL LN	50	20	0	0.3			0.3
214	MD	DELLA ST	COLLEGE ST-E	0	22	0	0.1			0.1
215	MD	DENSON RD	HUDSON RD	50	26	1	4.1			4.1
216	MD	DEPOT ST	COLLEGE STREET-E	0	20	0	0.3			0.3
217	RB	DIXON BRANCH RD	LORETTO CITY LIMITS	60	22	1	2.75			2.75

218	RB	DOBBINS RD	WARREN HOLLOW RD	AL STATE LINE	0	20	0	0.6	0.6	0.6
219	LK	DOGWOOD LN	BARNETT DR	DEAD END	0	12	0	0.55	0.55	0.55
220	MD	DOOLEY RD	CAMPBELLVILLE PK	HWY 43-NORTH	0	22	0	3.7	3.7	3.7
221	MD	DORA LN	GRIFFIN RD	DEAD END	50	20	1	0.2	0.2	0.2
222	MD	DOUB LN	JONESTOWN RD	GILES CTY LINE	0	20	0	0.1	0.1	0.1
223	MD	DRY WEAKLEY RD	HWY 43-N	PLEAS VALLEY RD	60	24	1	3.9	3.9	3.9
224	LK	DUCKTOWN RD	IRON CITY RD	ALABAMA STATE LINE	0	24	0	2.3	2.3	2.3
225	MD	DUGOUT RD	JONESTOWN RD	OLD MIL RD-NORTH	0	20	0	2.3	2.3	2.3
226	MD	DUKES PARK RD	OLD HWY 43-N	OLD MIL RD-NORTH	60	24	1	2.6	2.6	2.6
227	RB	DUNKLE RD	FLEEMAN CIR	DEAD END	0	18	0	0.15	0.15	0.15
228	RB	DUNN-FALL RIV RD	HIGHWAY 43-S	MARABLE RD	50	22	1	3.4	2.7	3.4
229	RB	DUNN LN	HIGHWAY 43-S	DEAD END	0	20	0	0.1	0.1	0.1
230	RB	DUNN-LEOMA RD	HIGHWAY 43-S	43-SOUTH AT DUNN	50	20	1	4.3	4.3	4.3
231	RB	DUNN RD	DUNN-LEOMA RD	PROSSER RD	50	20	1	0.9	0.9	0.9
232	MD	DURHAM CIR	SR. 240-TURNPIKE	SR. 240-TURNPIKE	0	18	0	0.2	0.2	0.4
233	RB	DURHAM RD	WESLEY CHAPEL RD	BROCK HOLLOW RD	50	20	1	3.05	3.05	3.05
234	RB	DURRETT RD	HIGHWAY 43-S	FULLERS CHAP RD	0	26	0	0.45	0.45	0.45
235	MD	DYE RD	BUFFALO RD (NOT SR)	DEAD END	0	14	0	0.2	0.2	0.2
236	LK	EAGLE FACTORY RD	L.BURGR CITY OLD FLOR	DEAD END	40	24	2	1.8	1.8	1.8
237	MD	EAGLE HAVEN RD	CHURCH ST	DEAD END	50	20	1	0.1	0.1	0.1
238	MD	EDAN ROAD-E	HIGHWAY 43-N	MT. HOREB RD	0	24	0	2.2	2.2	2.2
239	MD	EDAN ROAD-W	HIGHWAY 43-W	SOUTH BRACE RD	0	20	0	1.2	1.2	1.2
240	RB	EDGEWOOD DR	BEECHWOOD DR-N	SHADOW STONE DR	0	22	0	0.25	0.25	0.25
241	LK	ED BOSHEERS RD	N OFF BUSBY RD	DEAD END	0	20	0	0.4	0.4	0.4

242	LK	EDWARDS DR	GLEN SPRINGS RD	DEAD END	0	18	0	0.3	0.3
243	RB	ELI CRT	HARDING RD	DEAD END	50	20	0	0.05	0.05
244	MD	ELIZABETH CRT	TAYLOR CIR	DEAD END	50	20	1	0.1	0.1
245	MD	ELKRIDGE RD	EAST OFF NO.-OLD MIL	MAURY CTY LINE	0	20	0	0.7	0.7
246	RB	EMBRY RD	HIGHWAY 43-S	DUNN-LEOMA RD	0	18	0	0.4	0.4
247	TJ	E.R. LN	ROCKY LN	DEAD END	0	12	0	0.3	0.3
248	TJ	ETHR-REDHILL RD	HIGHWAY 64-W	MCCALEB RD	50	26	1	2.3	2.3
249	MD	ETHR-REDHILL RD	MCCALEB RD	ETHR CITY LIMITS	50	26	1	6.0	6.0
250	RB	EVANS LN	HIGHWAY 64-E	DEAD END	0	18	0	0.4	0.4
251	RB	EVANS RD	SECOND CREEK RD	FIVE POINTS RD	50	20	1	1.5	1.5
252	LK	EZELL LN	OLD GLENDALE RD	DEAD END	0	20	0	0.2	0.2
253	RB	EZELL RD	SR. 98-RABBIT TRAIL RD	DEAD END	0	20	0	0.15	0.15
254	RB	FAIR ST	HWY 43-S	DUNN-LEOMA RD	0	20	0	0.4	0.4
255	LK	FAIRVIEW RD	ST. JOE CITY LIMITS	LEXINGTON	60	24	1	7.5	7.5
256	LK	FAIRWAY CIR	CLUBHOUSE DR	CLUBHOUSE DR	50	20	1	1.2	1.2
257	RB	FALL RIVER RD	L'BURG CITY LIMITS	GILES CTY LINE	60	24	1	10.6	10.6
258	RB	FARRIS LN	ADAIR RD	DEAD END	0	16	0	0.2	0.2
259	MD	FAWN LN	CEMETERY RD	DEAD END	0	16	0	0.4	0.4
260	TJ	FAWNWOOD CIR	CREEKMONT DR	DEAD END	0	20	0	0.1	0.1
261	MD	FIELDSTONE DR	SUGARLAND DR	DEAD END	50	20	1	0.1	0.1
262	RB	FINN CIR	MILLWOOD DR	DEAD END	50	20	1	0.1	0.1
263	TJ	FINNIE RD	V.F.W. RD.	DEAD END	0	18	0	1.9	1.9
264	RB	FIRE TOWER RD	MILLER LN	DEAD END	0	16	0	0.35	0.35
265	TJ	FIRST TRESTLE ST	N OFF MAPLE ST	DEAD END	0	18	0	0.3	0.3

266	TJ	FISH TRAPP RD	PINEY RD	WAYNE CTY LINE	0	22	0	0	3.6	3.6	0.2
267	LK	FISHER HOLL LOOP	BUSBY RD	ANDREWS RD	50	20	1	0.3	0.3	0.3	0.5
268	LK	FISHER HOLLOW RD	BUSBY RD	BUSBY RD	50	20	1	2.4	2.4	2.4	0.5
269	MD	FISHER RD	JONESTOWN RD	DEAD END	0	20	0	0.4	0.4	0.4	0.2
270	RB	FIVE POINTS RD	SR. 227-LEX HWY	OWENS RD	60	24	1	5.0		5.0	0.5
271	RB	FLATT LN	UNION HILL RD	RAMAH RD	0	24	0	0.9	0.9	0.9	0.5
272	MD	FLATWOODS RD	SR. 242-BUFFALO RD	L.BURG CITY LIMITS	0	20	0	2.0		2.0	0.5
273	RB	FLEEMAN CIR	LONESTAR RD	LONESTAR RD	0	22	0	0.45		0.45	0.5
274	RB	FLEEMAN RD	BONEE RD	GILES CTY LINE	50	20	1	0.4	0.4	0.4	0.5
275	LK	FLEMING RD	SR. 227-LEX HWY	FAIRVIEW RD	50	20	1	0.4	0.4	0.4	0.5
276	MD	FLIPPO PLACE	MACEDONIA RD	MIDWAY RD	50	20	1	0.2	0.2	0.2	0.5
277	TJ	FLIPPO RD	N. CHISHOLM CRK RD	DEAD END	50	22	1	0.8	0.8	0.8	0.5
278	RB	FLOYD LN	OLD FLOR-PUL RD	DEAD END	50	20	1	0.2	0.2	0.2	0.5
279	RB	FORD RD	LAMBS FERRY RD	FULLERS CHAP RD	0	20	0	0.4	0.4	0.4	0.5
280	RB	FORREST AVE	EDGEWOOD DR	N BEECHWOOD DR	0	20	0	0.25		0.25	0.5
281	MD	FOSTER RD	BUFFALO RD (NOT SR)	DEAD END	0	20	0	0.6	0.6	0.6	0.5
282	RB	FOUST HILL RD	CLEAR CRK RD	GILES CTY LINE	0	20	0	0.65	0.65	0.65	0.5
283	LK	FOX RIDGE DR	CHEROKEE HILLS SUB.	CHER HILLS SUB	50	20	1	0.2	0.2	0.2	0.5
284	RB	FOXLAND CRT	JILL DR	DEAD END	0	18	0	0.1		0.1	0.5
285	RB	FRAZIER LN	OLD FLOR-PUL-SH	DEAD END	0	18	0	0.15	0.15	0.15	0.5
286	RB	FRAZIER RD	PROSSER RD	OLD FLOR-PUL	0	20	0	2.4	2.4	2.4	0.5
287	RB	FRANK RD	FALL RIVER RD	DEAD END	0	18	0	0.5	0.5	0.5	0.5
288	LK	FRANKLIN DR	SR. 242-W POINT RD	DEAD END	0	24	0	0.5	0.5	0.5	0.5
289	RB	FRED HUGHES RD	SUGAR CRK RD	DEAD END	0	20	0	0.2	0.2	0.2	0.5

290	MD	FREEDOM HILL RD	HWY 43-N	60	20	1	0.4	0.4	0.4
291	MD	FREEDOM RD	HWY 43-N	0	24	0	2.8	2.8	2.8
292	MD	FREEMAN LN	HWY 43-N	0	18	0	0.1	0.1	0.1
293	RB	FREEMAN HILL RD	REVILO RD	60	24	1	2.65	2.65	2.65
294	RB	FREEMON RD	DUNN-LEOMA RD	0	16	0	0.5	0.5	0.5
295	LK	FRENCH RD	REBECCA RD	60	22	1	1.6	1.6	1.6
296	RB	FULLERS CHAP LN	SHACKLEFORD RD	0	22	0	0.7	0.7	0.7
297	RB	FULLERS CHAP RD	OLD FLOP-PUL RD	0	24	0	1.55	1.55	1.55
298	LK	GABEL BRANCH LN	RASCALTOWN RD	0	20	0	0.2	0.2	0.2
299	LK	GABEL RD	TIDWELL HOLLOW RD	0	18	0	0.8	0.8	0.8
300	RB	GALLION RD	BLOOMING GROVE RD	0	22	0	0.4	0.4	0.4
301	RB	GAMBLE RD	SECOND CREEK RD	50	22	1	2.3	2.3	2.3
302	MD	GANG RD	VALLEY RD	60	22	1	2.3	2.3	2.3
303	RB	GARLAND DR	HORSESHOE BEND RD	0	20	0	0.1	0.1	0.1
304	MD	GARLAND RD	CHIEF CREEK RD	50	20	1	0.3	0.3	0.3
305	RB	GARNER RD	PROSSER RD	0	20	0	1.1	1.1	1.1
306	RB	GASTON DR	PROSSER RD	0	24	0	0.25	0.25	0.25
307	TJ	GATLIN RD	HIGHWAY 64-W	0	16	0	0.3	0.3	0.3
308	TJ	GENSON RD	SR. 240-TURNPIKE	50	20	1	2.8	2.8	2.8
309	TJ	GEORGIA ST	WATER TOWER RD	0	18	0	0.2	0.4	0.6
310	TJ	GIBBS RD	HIGHWAY 64-W	0	20	0	1.2	1.2	1.2
311	LK	GIESKE RD	ST. MARY RD	0	22	0	2.3	2.3	2.3
312	RB	GILLESPIE DR	GILLESPIE RD	0	20	0	0.3	0.3	0.3
313	RB	GILLESPIE LN	GILLESPIE RD	0	20	0	0.35	0.35	0.35

314	RB	GILLESPIE RD	OWENS RD	HOOD HOLLOW RD	50	24	1	1.9	1.9
315	RB	GIMLET RD	HIGHWAY 64-E	GILES CTY LINE	50	22	1	4.2	1.9
316	MD	GINGERICH RD	CAMPBELLSVILLE PIKE	DEAD END	0	16	0	0.2	0.2
317	RB	GLASS RD	FALL RIVER RD	DEAD END	0	20	0	0.4	0.4
318	LK	GLENN SPRINGS RD	L'BURG CITY LIMITS	SR. 242-W POINT RD	0	22	0	3.5	3.5
319	LK	GLENDALE LN	OLD JACKSON HWY	HWY. 43-SOUTH	0	20	0	0.2	0.2
320	RB	GLENDALE RD	HIGHWAY 43-S	SR 98-RABB TRAIL RD	60	32	1	4.45	4.45
321	MD	GLENVIEW DR	TURNPIKE	DEAD END	50	20	1	0.6	0.6
322	MD	GOBBELL AVE	FREEDOM RD	DEAD END	50	20	1	0.2	0.2
323	LK	GOBBLE LN	GREENBRIER RD	DEAD END	0	20	0	0.3	0.3
324	MD	GOOD HOPE RD	HIGHWAY 43-N	PLEAS VALLEY RD	50	24	1	4.1	4.1
325	TJ	GORE RD	HIGHWAY 64-W	GRANDDADDY RD	50	22	1	2.6	2.6
326	TJ	GOSLIN BRANCH RD	SR. 242-WEST POINT RD	DEAD END	50	20	1	4.2	4.2
327	RB	GOWEN RD	RICHARDSON RD	IDAHO RD	0	20	0	0.6	0.6
328	TJ	GRANDDADDY RD	L'BURG CITY LIMITS	PINEY RD	50	24	1	4.0	4.7
329	TJ	GRANDMERE RD	GRANDDADDY RD	DEAD END	0	22	0	1.35	1.35
330	RB	GRANDVIEW DR	HIGHWAY 64-E	DEAD END	0	24	0	0.7	0.7
331	TJ	GRASSY BRANCH RD	SPRING CREEK RD	KNOB CRK RD	50	22	1	1.5	1.5
332	TJ	GRAVEL HILL RD	HIGHWAY 64-W	CHISHOLM CRK RD-N	0	22	0	1.75	1.75
333	MD	GRAY RD	SR. 242-HENRYVILLE RD	BUFFALO RD/NOT SR	0	20	0	0.9	0.9
334	LK	GREEN HILL RD	DANLEY RD	AL STATE LINE	60	22	1	0.4	0.4
335	LK	GREEN RD	MCINTYRE RD	MT. NEBO RD	0	24	0	0.1	0.8
336	LK	GREENBRIER RD	LONG BRANCH RD	SR. 242-W POINT RD	0	20	0	2.2	2.2
337	TJ	GREENWOOD RD	HIGHWAY 64-W	SR. 240-TURNPIKE	0	22	0	3.1	3.1
338	RB	GREGORY LN	MATTHEW AVE	MATTHEW AVE	0	24	0	0.3	0.3

339	MD	GRESHAM RD	CALDWELL RD	DEAD END	30	18	3	0.3	0.3	0.3
340	MD	GRIFFIN RD	VALLEY RD	GANG RD	50	22	1	1.25	1.25	1.25
341	MD	GRIMES LOOP	OLD HWY 43	DEAD END	0	16	0	0.9	0.9	0.9
342	LK	GRINNELL DR	GLEN SPRINGS RD	DEAD END	0	22	0	0.3	0.3	0.3
343	MD	GROOMS RD	BENNETT RD	DEAD END	0	16	0	0.3	0.3	0.3
344	TJ	GUINN LANE	CHURCH HILL RD	DEAD END	0	16	0	0.2	0.2	0.2
345	MD	GULLEY DR	BARRY LN	DEAD END	50	20	1	0.15	0.15	0.15
346	RB	GUM SPRINGS RD	FALL RIVER RD	JORDAN RD	0	18	0	0.3	0.4	0.7
347	MD	HAGAN RD	HWY 43-N	GOOD HOPE RD	0	22	0	1.4	1.4	1.4
348	TJ	HALL RD	BRUSH CREEK RD	BADY RD	0	22	0	1.15	1.15	1.15
349	RB	HAMMONDS RD	OLD SECOND CREEK RD	BONNERTOWN RD	0	24	0	1.1	1.1	1.1
350	MD	HANNAH RD-E	OTHA RD	DEAD END	0	20	0	0.8	0.8	0.8
351	MD	HANNAH RD-W	BUFFALO RD (NOT SR)	DEAD END	0	15	0	0.5	0.5	0.5
352	RB	HARDIMAN DR	BEECHWOOD DR-S	DEAD END	0	20	0	0.15	0.15	0.15
353	RB	HARDIMAN RD	LUNGFORD RD	SHACKELFORD RD	0	22	0	0.35	0.35	0.35
354	LK	HARDIN LOOP	BUSBY RD	WAYLAND SPRINGS	0	20	0	4.6	4.6	4.6
355	RB	HARDING RD	PROSSER RD	DEAD END	0	20	0	0.4	0.4	0.4
356	RB	HARLAN DR	WEAKLEY CRK RD	DEAD END	0	24	0	0.25	0.25	0.25
357	LK	HARLAN LN	SR. 227-LEX HWY	KILLEN RD	0	24	0	0.8	0.8	0.8
358	LK	HARLAN RD	HARLAN LN	KILLEN BRANCH RD	0	22	0	0.35	0.35	0.35
359	RB	HARLIN RD	MOCKERSON RD	MOCKERSON RD	50	20	1	1.6	1.6	1.6
360	RB	HARMON DR	WEAKLEY CRK RD	DEAD END	0	18	0	0.2	0.2	0.2
361	TJ	HARRIS-BRYANT RD	PINEY RD	DEAD END	0	16	0	0.7	0.7	0.7
362	RB	HARRISON RD	BLOOMING GROVE RD	DEAD END	0	20	0	0.6	0.6	0.6

363	RB	HARVESTER AVE	INTERNATIONAL DR	INTERNATIONAL DR	0	26	0	0.4	0.4
364	TJ	HAWTHORNE DR	GRANDDADDY RD	LAUREL DR - W	0	22	0	0.6	0.6
365	LK	HAYES HOLLOW RD	SR. 242-WEST POINT RD	DEAD END	0	16	0	0.4	0.4
366	RB	HAYES RD	SHOALLY BRANCH RD	LEE RD	0	22	0	0.6	0.6
367	MD	HAYMONS LN	SR. 242-HENRYVILLE	DEAD END	0	18	0	0.7	0.7
368	LK	HEATHER LN	LONG BRANCH RD	DEAD END	0	16	0	0.2	0.2
369	LK	HENKLE DR	RIGLING RD	DEAD END	0	22	0	0.6	0.6
370	LK	HENKLE LN	HENKLE DR	RIGLING RD	0	20	0	0.2	0.2
371	LK	HENSLEY LN	DUCKTOWN RD	HENSLEY ST	0	20	0	0.2	0.2
372	LK	HENSLEY ST	IRON CITY LIMITS	DEAD END	0	20	0	0.5	0.5
373	LK	HESSIE LN	GOBBLE LANE	DEAD END	0	18	0	0.3	0.3
374	LK	HIDEWAY LN	SR. 227-LEX HWY	DEAD END	0	18	0	0.2	0.2
375	RB	HESTER RD	ALDRIDGE RD	DEAD END	0	22	0	0.35	0.35
376	MD	HIGHLAND AVE	SR. 240-TURNPIKE	CHURCH ST	0	18	0	0.2	0.2
377	LK	HILL HOLLOW RD	BUSBY RD	DEAD END	30	16	0	0.2	0.2
378	LK	HILL RD	GIESKE RD	PEPPERTOWN RD	0	24	0	1.7	1.7
379	RB	HILLVIEW DR	HWY 64-E	BISHOP RD	0	22	0	1.3	1.3
380	RB	HILLWOOD DR	GRANDVIEW DR	DEAD END	0	22	0	0.3	0.3
381	MD	HOLLIS DRIVE	FLATWOODS RD	DEAD END	0	16	0	0.2	0.2
382	LK	HOLLIS HOLLOW RD	N OFF RIGLING RD	DEAD END	0	20	0	0.5	0.5
383	LK	HOLLIS HOLL TRAIL	HUGHES HOLLOW RD	DEAD END	0	18	0	0.4	0.4
384	LK	HOLLIS LANE	HWY 43-S	DEAD END	0	20	0	0.2	0.2
385	LK	HOLLMAN RD	MT. NEBO RD	ST. JOE CITY LIMITS	0	20	0	0.6	0.6
386	RB	HOLLOWAY RD	SR 98-RABBIT TRAIL RD	DEAD END	0	18	0	0.6	0.6
387	MD	HOLLOWAY ST	STATE HWY-20	MAURY CTY LINE	0	20	0	0.6	1.0

388	LK	HOLLY CREEK ROAD	WAYLAND SPRINGS RD	WAYNE CTY LINE	0	22	0	0	0.5	0.5
389	MD	HONEYSUCKLE LANE	N OFF 240-TURNPIKE	DEAD END	0	15	0	0.2	0.2	0.2
390	RB	HOOD HOLLOW RD	SR. 98-RABBIT TRAIL RD	APPLETON RD	0	24	0	2.2	1.3	3.5
391	RB	HOOD LANE	SR. 98-RABBIT TRAIL RD	DEAD END	0	20	0		0.15	0.15
392	TJ	HOOD ROAD-N	HWY 64-W	GRANDDADDY RD	0	24	0	2.0		2.0
393	TJ	HOOD ROAD-S	GRANDDADDY RD	CREEK	0	20	0		2.1	2.7
394	RB	H-SHOE BEND RD	PROSSER RD	PROSSER RD	0	20	0	1.2		1.2
395	RB	HOSEA GREEN RD	COPPERAS BRANCH RD	DEAD END	50	20	1		0.2	0.2
396	RB	HOWARD RD	BONNERTOWN RD	AL STATE LINE	0	20	0		0.3	0.3
397	LK	HOYT CIR	LONG BRANCH RD	DEAD END	50	20	1		0.2	0.2
398	MD	HUDGINS LANE	MAYLE ST	DEAD END	0	20	0		0.2	0.2
399	TJ	HUDSON ROAD	SR. 241-REDHILL-CTR	MCCALEB RD	60	20	1	1.9		1.9
400	MD	HUDSON ROAD	MCCALEB RD	SR 242-BUFFALO RD	60	20	1	3.4		3.4
401	LK	HUGHES HOLLOW RD	HUGHES RIDGE RD	DEAD END	0	20	0		1.6	1.6
402	TJ	HUGHES ROAD	SR. 242-WEST POINT RD	KNOB CRK RD	0	22	0		2.9	2.9
403	RB	HULSEY ROAD	APPLETON RD	AL STATE LINE	0	24	0		0.4	0.4
404	MD	HUNT ROAD	BUFFALO RD (NOT SR)	DEAD END	0	18	0		0.3	0.3
405	TJ	HUNT HOLLOW RD.-E	RANDALL RD-N	DEAD END	0	12	0		0.4	0.4
406	TJ	HUNT HOLLOW RD.-W	WATERLOO RD	DEAD END	0	18	0		0.85	0.85
407	MD	HUNTER ROAD	SR. 242-HENRYVILLE RD	DURHAM CIR	0	22	0		1.6	1.6
408	RB	IDAHO ROAD	SR. 98-RABBIT TRAIL RD	CRK ON KELTON RD	60	24	1		3.9	3.9
409	MD	INDIANA AVE	BRACE RD-S	BUFFALO RD	0	24	0		2.4	2.4
410	RB	INGRAM RD	DUNN-LEOMA RD	DUNN-FALL RIVER RD	60	22	1	0.4		0.4
411	RB	INTERNATIONAL DR	HWY 64-E	GIMLET RD	0	26	0			0.4

412	TJ	IRELAN RD	CC RD	DEAD END	0	18	0	0.2	0.2	0.1
413	RB	IROQUOIS CIR	PALEO'S PATH	DEAD END	50	20	1	0.1	0.1	0.1
414	TJ	J. H. BATES RD	SR. 242-BUFFALO RD	DEAD END	0	14	0	0.2	0.2	0.2
415	TJ	J. R. STAGGS RD	BRUSH CREEK RD	DEAD END	0	12	0	0.3	0.3	0.3
416	MD	JACK CREWS RD	ASHMORE RD	DEAD END	0	20	0	0.6	0.6	0.6
417	TJ	JACKS BRANCH RD	BRUSH CREEK RD	TONY HINSON RD	0	16	0	3.0	3.0	3.0
418	LK	JACKSON LANE	JOE WILLIAMS RD	SR. 227-LEX HWY	0	20	0	0.35	0.35	0.35
419	MD	JAMES ROAD	PLEASANT VALLEY RD	DOOLEY RD	0	26	0	0.7	1.2	1.9
420	MD	JAMES BROWN LANE	STAGGS RD	DEAD END	0	12	0	0.2	0.2	0.2
421	MD	JAP LANE	EDAN ROAD-E	MARCELLA FALLS RD	0	18	0	0.4	0.9	1.3
422	MD	JAREL LANE	BRACE RD	DEAD END	0	14	0	0.1	0.1	0.1
423	RB	JASON'S WAY	GLENDALE RD	DEAD END	50	20	1	0.15	0.15	0.15
424	MD	JENNIFER COURT	MAVIS DR	DEAD END	50	20	1	0.1	0.1	0.1
425	MD	JENSON ROAD	RAILROAD BED PIKE	DEAD END	0	18	0	0.3	0.3	0.3
426	MD	JESTER LANE	MATTOXTOWN RD	DEAD END	0	16	0	0.4	0.4	0.4
427	RB	JILL DRIVE	HWY 64-E	DEAD END	0	18	0	0.2	0.2	0.2
428	RB	JOANN AVE	BRANCH DR	LANCE DR	0	22	0	0.15	0.15	0.15
429	LK	JOE WILLIAMS RD	SR. 227-LEX HWY	SECOND CRK RD	0	20	0	3.0	3.0	3.0
430	LK	JOHNSON DR	JOHNSON DR	CLAX BRANCH RD	0	24	0	0.7	0.7	0.7
431	LK	JOHNSON LN	JOHNSON DR	DEAD END	0	24	0	0.6	0.6	0.6
432	TJ	JOHNSTON RD	SPRING CREEK RD	DEAD END	0	18	0	0.5	0.5	0.5
433	RB	JONES CHAPEL RD	SR. 98-RABBIT TRAIL RD	IDAHO RD	0	24	0	4.1	4.1	4.1
434	TJ	JONES LN	KIDD RD	DEAD END	0	12	0	0.3	0.3	0.3
435	MD	JONESTOWN RD	MARCELLA FALLS RD	OLD MIL RD-N	60	24	1	5.9	1.0	6.9

436	MD	JON FRANK DR	PRESLEY CIR	PRESLEY CIR	50	20	1	0.4	0.4	0.4
437	RB	JORDAN RD	WESLEY CHAPEL RD	FALL RIVER RD	0	22	0	1.0		1.0
438	TJ	KEATON RD	FLIPPO RD	DEAD END	0	22	0	0.4	0.4	0.4
439	RB	KEENER RD-N	PROSSER RD	ALDRIDGE RD	0	22	0	1.35	1.35	1.35
440	LK	KEENER RD-S	SR. 227-IRON CITY RD	CARTER RD	0	20	0	0.8	0.8	0.8
441	MD	KEETON LN	BARNSVILLE RD	DEAD END	0	12	0	0.1	0.1	0.1
442	LK	KELLY RD	OLD JACKSON HWY	SHOAL CRK RD	50	20	1	1.05	1.05	1.05
443	RB	KELSEY LN	CHOATES RD	DEAD END	50	20	1	0.35	0.35	0.35
444	TJ	KELSO RD	HWY 64-WEST	GRANDADDY RD	0	20	0	2.6	2.6	2.6
445	RB	KELTON RD	REVILO RD	CRK ON IDAHO RD	0	24	0	1.35	1.35	1.35
446	RB	KENNEDY RD	MT. ZION RD	GILES CTY LINE	50	20	1	2.9	2.9	2.9
447	TJ	KEY WEST CUT-OFF	KEY WEST RD	POND FIELD RD	0	22	0	0.06	0.06	0.06
448	TJ	KEY WEST RD	POND FIELD RD	CHISHOLM CRK RD-S	0	22	0	1.7	1.7	1.7
449	TJ	KIDD RD	GREENWOOD RD	SR. 240-TURNPIKE	0	16	0	1.2	1.2	1.2
450	TJ	KILBURN CEM RD	MT. LEBANON RD	DEAD END	0	18	0	0.8	0.8	0.8
451	RB	KILE RD	JONES CHAPEL RD	PROKESH RD	50	24	1	1.65	1.65	1.65
452	RB	KILE RD-N	JONES CHAPEL RD	PROKESH RD	0	20	0	0.4	0.4	0.4
453	LK	KILLEN BRANCH RD	SR. 227-LEX HWY	KILLEN RD	0	22	0	1.6	1.6	1.6
454	LK	KILLEN RD	FIVE POINTS RD	JOE WILLIAMS RD	0	24	0	1.6	1.6	1.6
455	LK	KIMBERLY DR	BEARTOWN RD	DEAD END	0	26	0	0.3	0.3	0.3
456	LK	KIMBLE RD	COLLIMWOOD RD	DEAD END	0	18	0	0.9	0.9	0.9
457	MD	KING AVE	ROSSON ST	DEAD END	0	22	0	0.3		0.3
458	MD	KING ST	STATE HWY-20	DEAD END	0	22	0	0.2	0.2	0.2
459	MD	KIRK RD	HUDSON RD	STAGGS RD	60	20	1	1.3	1.3	1.3

460	MD	KIRSTEN DR	LAUREN LN	DEAD END	50	20	1		0.1
461	TJ	KNOB CREEK RD	WATERLOO RD	SR 242-W POINT RD	50	20	1	1.9	5.8
462	TJ	KNOTT RD	GREENWOOD RD	SR 241-REDHILL-CTR	0	20	0		1.5
463	MD	KONIG LN	RAILROAD BED PIKE	DEAD END	30	18	3		0.4
464	RB	KYLEWOOD RD	CROWDER RD	DEAD END	0	24	0	0.3	0.3
465	MD	LAKEVIEW DR	PLEASANT GARDEN RD	DEAD END	0	20	0		0.2
466	RB	LAMBS FERRY RD	BISHOP CHAPEL RD	OLD JACKSON HWY	50	26	1		6.1
467	RB	LANCE DR	BRANCH DR	MICHAEL TERRACE	0	22	0	0.45	0.45
468	RB	LAND RD	WHITE RD	DEAD END	50	20	1		0.5
469	RB	LANNING RD	JORDAN RD	HIGHWAY 64-EAST	50	22	1	1.1	4.1
470	RB	LANTZ RD	WESLEY CHAPEL RD	WEST SIDE RD	50	22	1	1.3	2.8
471	TJ	LARSON RD	GREENWOOD RD	DEAD END	0	18	0		0.3
472	TJ	LAUREL DR-E	HAWTHORNE DR	DEAD END	50	20	1		0.3
473	TJ	LAUREL DR-W	HAWTHORNE DR	DEAD END	50	20	1		0.9
474	TJ	LAUR. HILL LAKE RD	BRUSH CREEK RD	DEAD END	0	18	0		1.1
475	TJ	LAUREL HILL RD	CC ROAD	CHIEF CREEK RD	0	18	0		1.0
476	MD	LAUREN LN	FREEDOM RD	DEAD END	50	20	1		0.3
477	TJ	LAW RIDGE RD	WATERLOO RD	WAYNE CTY LINE	0	20	0		0.4
478	MD	LAWSON LN	HUDSON RD.	ETHR-REDHILL RD	0	18	0		0.55
479	LK	LAWSON RD	IRON CITY SR. 227 - W	DEAD END	0	20	0		0.2
480	RB	LEE RD	PROKESH RD	SHOALLY BRANCH RD	0	22	0		0.85
481	LK	LEGG RD	FAIRVIEW ROAD W SIDE	FAIRVIEW RD-E SIDE	0	24	0		1.8
482	RB	LEGG RD	SR. 98-RABBIT TRAIL RD	GAMBLE RD	0	22	0	1.4	1.4
483	MD	LENTZ RD	BRACE RD-NORTH	DEAD END	0	18	0		0.5

484	LK	LEOMA CRT	HWY 43-S	DEAD END	0	18	0	0	0.1
485	RB	LEOMA RD	SR 98-RABBIT TRAIL RD	OLD FLOP-PUL	0	20	0	0	0.2
486	MD	LESTER CARROLL RD	BARNSVILLE RD	DEAD END	0	12	0	0.2	0.2
487	TJ	LEVI HOLLOW RD	BRUSH CREEK RD	WAYNE CTY LINE	0	12	0	0.2	0.2
488	LK	LEXIE LN	OLD POWERHOUSE RD	DEAD END	50	20	1	0.4	0.4
489	MD	LIGHTFOOT LN	TINGLE TRAP RD	DEAD END	30	16	0	0.2	0.2
490	TJ	LILLIE LN	GIBBS RD	DEAD END	0	20	0	0.3	0.3
491	RB	LINDSEY CHURCH RD	REVILLO RD	REVILLO RD	0	22	0	0.4	0.4
492	LK	LINDSEY HILL RD	GLEN SPRINGS RD	DEAD END	0	18	0	0.6	0.6
493	RB	LINDSEY LN	DUNN-LEOMA RD	DEAD END	0	20	0	0.15	0.15
494	TJ	LINDSLEY PLACE	REED PATCH RD	DEAD END	0	14	0	0.55	0.55
495	MD	LINVILLE RD	CEMETERY RD	DEAD END	50	20	1	0.7	0.7
496	LK	LITTLE BLUE WAT RD	OLD MIL RD-S	AL STATE LINE	0	20	0	0.2	0.2
497	TJ	LITTLE FISH TRAP RD	GRAVEL HILL RD	WAYNE CTY LINE	0	22	0	0.2	0.2
498	RB	LITTLE RD	FOUST HILL RD	GILES CTY LINE	0	20	0	0.4	0.4
499	LK	LITRELL RD	E MAIN (LORETTO CITY)	FAIRVIEW RD	50	24	1	1.5	1.5
500	MD	LOCKER RD	SR. 240-TURNPIKE	RAILROAD BED PIKE	0	20	0	2.0	2.0
501	MD	LOCUST ST	HWY-20	ENDING LOCATION	0	16	0	0.1	0.1
502	TJ	LODI ROAD	WATERLOO RD	WAYNE CTY LINE	50	22	1	2.3	2.3
503	RB	LONESTAR RD	HIGHWAY 64-E	GIMLET RD	60	22	1	1.4	1.4
504	LK	LONG BRANCH RD	SR. 242-WEST POINT RD	OLD JACKSON HWY	50	22	1	7.4	8.6
505	MD	LONG RD	SR. 242-HENRYVILLE RD	BUFFALO RD-NOT SR	0	22	0	1.5	1.5
506	LK	LOU JOHNS LANE	LOU JOHNS RD	DEAD END	50	20	1	0.4	0.4
507	LK	LOU JOHNS RD	RASCALTOWN RD	GIESKE RD	0	22	0	1.4	1.4

508	MD	LOUISIANA DR	HIGHWAY 43-ETHR	BREWER RD	0	22	0	0.2	0.2
509	TJ	LOVERS LN	WATERLOO RD	GRANDDADDY RD	0	22	0	1.7	1.7
510	LK	LUCAS LN	ROGERS DR	DEAD END	50	20	1	0.2	0.2
511	RB	LUNGFORD RD	GLENDAL RD	SR 98-RABB TRAIL RD	0	22	0	1.9	1.9
512	LK	MABRY LN	LONG BRANCH RD	DEAD END	50	20	1	1.15	1.15
513	MD	MACEDONIA RD	MIDWAY RD	SR 241-REDHILL-CTR	0	20	0	1.2	1.2
514	RB	MACK ST	HORSESHOE BEND	HORSESHOE BEND	0	20	0	0.1	0.1
515	LK	MACKAY RD-E	SR. 227-IRON CITY RD	DEAD END	0	18	0	0.1	0.2
516	LK	MACKAY RD-W	SR. 227-IRON CITY RD	DEAD END	0	16	0	0.1	0.4
517	LK	MAIN ST-N	BUSBY RD	LORETTO CITY	0	22	0	1.3	1.3
518	TJ	MALLORY LN	PINEY RD	DEAD END	0	20	0	0.2	0.2
519	RB	MALONE RD	MT. ZION RD	GILES CTY LINE	50	22	1	0.1	0.1
520	LK	MAPLE ST-E	E OFF TN ST.	SCHOOL ST	0	20	0	0.1	0.1
521	TJ	MAPLE ST-W	RIDGE RD	TENNESSEE ST	0	20	0	0.4	0.4
522	RB	MANNIN DR	SHOALLY BRANCH CIR	PROSSER RD	50	20	1	0.4	0.4
523	RB	MARABLE RD	FALL RIVER ROAD	WESLEY CHAP RD	60	22	1	1.55	1.55
524	MD	MARCELLA FALLS RD	ALEX. SPRINGS RD	GILES CTY LINE	50	24	1	3.4	3.4
525	RB	MARIE LN	GIMLET RD	NORTON RD	50	20	1	0.4	0.4
MARIE LANE HAS A 50FT. RIGHT-OF-WAY FROM GIMLET RD. TO DRAINAGE TILE, THEN FROM DRAINAGE TILE TO NORTON RD. NO RIGHT-OF-WAY									
526	LK	MARK MCCLAIN RD	SR. 242-W POINT RD	DEAD END	0	14	0	0.6	0.6
527	RB	MARKS BRANCH RD	ADAIR RD	SR 98-RABB TRAIL RD	0	24	0	2.3	2.3
528	RB	MARKS RD	RAMAH RD	ADAIR RD	50	26	1	1.75	1.75
529	RB	MARSTON LN	WYNN RD	DEAD END	0	20	0	0.2	0.2
530	RB	MARSTON RD	SR. 98-RABBIT TRAIL RD	JONES CHAPEL RD	50	22	1	3.2	3.2

531	RB	MARTIN RD	GIMLET RD	WEAKLEY CRK RD	0	20	0	1.5		1.5
532	RB	MATTHEW AVE	HORSESHOE BEND RD	FALL RIVER RD	50	26	0	0.5		0.5
533	MD	MATTOX RD	MATTOXTOWN RD	GOOD HOPE RD	0	20	0	0.7		0.7
534	MD	MATTOXTOWN RD	HIGHWAY 43-N	GOOD HOPE RD	50	22	1	3.7		3.7
535	MD	MAVIS DR	MARCELLA FALLS RD	DEAD END	50	20	1	0.2		0.2
536	MD	MAYLE ST	STATE HWY-20	HUDGINS LN	0	20	0	0.2		0.2
537	LK	MCAFFEE LN	SANDERS ST (DUNN)	DEAD END	0	20	0	0.15		0.15
538	TJ	MCALEB RD	ETHRIDGE REDHILL RD	HUDSON RD	60	22	1	1.8		1.8
539	RB	MCARTER RD	GIMLET RD	WEAKLEY CRK RD	0	22	0	1.35		1.35
540	TJ	MCDONALD RD	FISH TRAP RD	BUCK BRANCH RD	0	22	0	1.1		1.1
541	MD	MCDOWELL RD	INDIANA AVE	BRACE RD-N	0	22	0	2.0		2.0
542	MD	MC FALL RD	DRY WEAKLEY RD	PLEAS VALLEY RD	0	16	0	0.4	0.3	0.4
543	TJ	MC GEE DR	KNOB CRK RD	DEAD END	0	20	0	0.5		0.5
544	LK	MC GEE RD	SR. 242-W POINT RD	DEAD END	0	20	0	0.5		0.5
545	LK	MCINTYRE RD	MT. NEBO RD	GREEN RD	0	24	0	1.75		1.75
546	MD	MCKENZIE LN	CORBIN ST	DEAD END	50	20	1	0.2		0.2
547	LK	MCKINNEY RD	CARTER RD	IRON CITY SR 227-W	0	18	0	1.1		1.1
548	LK	MEADOW DR	BEARTOWN RD	DEAD END	50	20	1	0.4		0.4
549	LK	METHVIN RD	DIXON BRANCH RD	DEAD END	0	20	0	0.6		0.6
550	RB	MICHAEL CIR	NORTON RD	NORTON RD	0	20	0	0.7		0.7
551	RB	MICHAEL TERRACE	LANCE DR	DEAD END	0	22	0	0.1		0.1
552	MD	MIDWAY RD	HUDSON RD	SR. 240-TURNPIKE	0	22	0	2.7		2.7
553	RB	MILLER LN	HIGHWAY 64-E	WEAKLEY CRK RD	60	24	1	3.45		3.45
554	RB	MILLWOOD DR	FORREST AVE	DEAD END	50	20	0	0.1		0.2

555	MD	MINT SPRINGS RD	CAMPBELLVILLE PIKE	DRY WEAKLEY RD	50	22	1	2.7	2.7	0.3	2.7
556	TJ	MITCHELL LN	BRYANT-BOSWELL RD	DEAD END	0	12	0	0.3	0.3	0.3	0.3
557	RB	MOCKERSON RD	SR. 98-RABBIT TRAIL RD	RICHARDSON RD	0	22	0	1.0	1.0	3.4	3.4
558	RB	MOLLY B. CRT	JASON WAY	DEAD END	50	20	1	0.1	0.1	0.1	0.1
559	MD	MONUMENT CIR	STATE HWY-20	DEAD END	0	24	0	0.5	0.5	0.5	0.5
560	RB	MOONSHINE RD	LUNGFORD RD	GLENDALE RD	0	24	0	0.3	0.3	0.3	0.3
561	LK	MOORE CUT-OFF RD	BUSBY RD	HARDIN LOOP	0	22	0	0.3	0.3	0.3	0.3
562	MD	MOORE RD	BRACE RD-NORTH	CALDWELL RD	50	24	1	1.1	1.1	1.1	1.1
563	MD	MORGAN DR	JAP LANE	TOM LANE	0	18	0	0.5	0.5	0.5	0.5
564	RB	MORGAN RD	BONEE RD	GILES CTY LINE	50	22	1	0.9	0.9	0.9	0.9
565	RB	MORRIS RD	SR. 98-RABBIT TRAIL RD	DEAD END	0	22	0	0.4	0.4	0.4	0.4
566	MD	MT. ARARAT RD. N	FLATWOODS RD	ETHR-REDHILL RD	0	24	0	1.65	1.65	1.65	1.65
567	MD	MT. ARARAT RD.-S	FLBURG CITY LIMITS	FLATWOODS RD	0	30	0	1.65	1.65	1.65	1.65
568	MD	MT. HOREB RD	CAMPBELLVILLE PIKE	C'VILLE PK	0	24	0	1.4	1.4	2.4	2.4
569	TJ	MT. LEBANON CEM	MT. LEBANON RD	DEAD END	0	18	0	0.8	0.8	0.8	0.8
570	TJ	MT. LEBANON RD	GRANDDADDY RD	WATERLOO RD	60	22	1	2.0	2.0	4.5	4.5
571	LK	MT. NEBO RD	IRON CITY SR.-227	OLD JACKSON HWY	50	22	1	6.3	6.3	6.3	6.3
572	TJ	MT. ZION CEM	SR. 242-W POINT RD	DEAD END	0	16	0	0.4	0.4	0.4	0.4
573	RB	MT. ZION RD	REVILO RD	GILES CTY LINE	50	22	1	2.8	2.8	3.8	3.8
574	RB	MURRELL RD	GARNER RD	DEAD END	0	20	0	0.2	0.2	0.2	0.2
575	MD	MYERS RD	RAILROAD BED PIKE	DEAD END	50	20	1	0.4	0.4	0.4	0.4
576	LK	MYERS ST	HIGHWAY 43-S	SPRINGER PLACE	0	18	0	0.1	0.1	0.1	0.1
577	RB	NASH LN	WILLIAMS HILL RD	DEAD END	0	20	0	0.4	0.4	0.4	0.4
578	MD	NASH RD	BUIE RD	DEAD END	0	18	0	0.3	0.3	0.3	0.3

579	RB	NATURE VALLEY RD	OLD FLOP-PUL. RD	DEAD END	50	20	1	0.6	0.6
580	LK	NELSON RD	LONG BRANCH RD	DEAD END	0	20	0	2.6	2.6
581	RB	NEW HOPE RD	OWENS RD	BLOOMING GROVE RD	0	26	0	3.0	3.0
582	MD	NEW HORIZON CIR	MCFALL RD	DEAD END	50	20	1	0.1	0.1
583	MD	NEW HORIZON CIR	MCFALL RD	MCFALL RD	50	20	1	0.1	0.1
584	LK	NEW MT. NEBO RD	MT. NEBO RD	MT. NEBO RD	0	22	0	0.3	0.3
585	LK	NEW POW HOUSE RD	EAGLE FACTORY RD	DEAD END	0	20	0	0.4	0.4
586	RB	NEWTON RD	KILE RD	REVILLO RD	0	22	0	2.9	2.9
587	RB	NIKKI LANE	DURHAM RD	DEAD END	50	20	1	0.6	0.6
588	MD	NIX LANE	CHURCH ST	DEAD END	0	16	0	0.1	0.1
589	MD	NIX ROAD	MATTOXTOWN RD	DEAD END	0	24	0	0.3	0.3
590	MD	NORTH POINT ROAD	ASHMORE RD	DEAD END	50	20	1	0.8	0.8
591	RB	NORTON ROAD	HWY 64-EAST	GIMLET RD	60	20	1	2.0	2.0
592	MD	NUTT LANE	HUDSON RD	DEAD END	50	20	1	1.4	1.4
593	RB	OAK RIDGE LANE	REVILLO RD	DEAD END	0	12	0	0.2	0.2
594	RB	OAKS FORK ROAD	HILLWOOD DR	DEAD END	0	16	0	0.1	0.1
595	LK	OAK SHADOW DRIVE	COUNTRYSIDE DR	DEAD END	50	20	1	0.2	0.2
596	MD	OAKS ROAD	SR. 242-HENRYVILLE	BUFFALO RD/NOT SR	50	24	1	3.5	3.5
597	MD	OAK STREET	STATE HWY-20	DAVIS ST	0	20	0	0.1	0.6
598	TJ	OAK TREE LANE	EAST LAUREL DR	DEAD END	50	20	1	0.2	0.2
599	MD	OAKWOOD AVENUE	STATE HIGHWAY-20	WHISPERING OAK ST	0	22	0	0.2	0.5
600	LK	O'CONNOR LANE	S OFF BUSBY RD	DEAD END	0	20	0	0.4	0.4
601	LK	ODEM CHAPEL ROAD	HWY 43-ST. JOE CITY	HWY 43-S	0	18	0	0.2	0.2
602	LK	ODEM ROAD	OLD MILITARY ROAD-S	STATE LINE RD	0	22	0	1.4	1.4

603	TJ	OK ROAD	GRANDADDY RD	ROBERTSON RD	0	22	0	0	22	1.0	1.0	0.3	0.5	0.45	9.2	0.35	0.5	0.5	0.2	0.2	2.0	0.8	5.0	0.4	0.1	5.3	4.1	4.1	0.8	0.26	0.5	0.85	0.2	0.7	0.7	3.1	3.9	7.0	2.15	0.05
604	MD	OLD BARNSVILLE RD	RAILROAD BED PIKE	DEAD END	0	12	0	0	12	0.3	0.3	0.3	0.5	0.45	9.2	0.35	0.5	0.5	0.2	0.2	2.0	0.8	5.0	0.4	0.1	5.3	4.1	4.1	0.8	0.26	0.5	0.85	0.2	0.7	0.7	3.1	3.9	7.0	2.15	0.05
605	LK	OLD CHINUBEE RD	BUSBY RD	TENNESSEE ST	0	22	0	0	22	0.5	0.5	0.5	0.5	0.45	9.2	0.35	0.5	0.5	0.2	0.2	2.0	0.8	5.0	0.4	0.1	5.3	4.1	4.1	0.8	0.26	0.5	0.85	0.2	0.7	0.7	3.1	3.9	7.0	2.15	0.05
606	TJ	OLD CHISH. CRK RD	FISH TRAP RD	FISH TRAP RD	0	18	0	0	18	0.45	0.45	0.45	0.5	0.45	9.2	0.35	0.5	0.5	0.2	0.2	2.0	0.8	5.0	0.4	0.1	5.3	4.1	4.1	0.8	0.26	0.5	0.85	0.2	0.7	0.7	3.1	3.9	7.0	2.15	0.05
607	RB	OLD FLOR-PULASKI	OLD JACKSON HWY	GILES CTY LINE	0	20	0	0	20	0.2	0.2	0.2	0.5	0.45	9.2	0.35	0.5	0.5	0.2	0.2	2.0	0.8	5.0	0.4	0.1	5.3	4.1	4.1	0.8	0.26	0.5	0.85	0.2	0.7	0.7	3.1	3.9	7.0	2.15	0.05
608	RB	OLD GLENDALE RD	HIGHWAY 43-S	GLENDALE RD	0	22	0	0	22	0.35	0.35	0.35	0.5	0.45	9.2	0.35	0.5	0.5	0.2	0.2	2.0	0.8	5.0	0.4	0.1	5.3	4.1	4.1	0.8	0.26	0.5	0.85	0.2	0.7	0.7	3.1	3.9	7.0	2.15	0.05
609	TJ	OLD GOSLIN BRANCH	HUGHES RD	DEAD END	0	18	0	0	18	0.5	0.5	0.5	0.5	0.45	9.2	0.35	0.5	0.5	0.2	0.2	2.0	0.8	5.0	0.4	0.1	5.3	4.1	4.1	0.8	0.26	0.5	0.85	0.2	0.7	0.7	3.1	3.9	7.0	2.15	0.05
610	RB	OLD GUTHRIE RD	FIVE POINTS RD	DEAD END	0	18	0	0	18	0.2	0.2	0.2	0.5	0.45	9.2	0.35	0.5	0.5	0.2	0.2	2.0	0.8	5.0	0.4	0.1	5.3	4.1	4.1	0.8	0.26	0.5	0.85	0.2	0.7	0.7	3.1	3.9	7.0	2.15	0.05
611	MD	OLD HWY 43	HWY 43-NORTH	HWY 43-NORTH	0	24	0	0	24	2.0	2.0	2.0	0.5	0.45	9.2	0.35	0.5	0.5	0.2	0.2	2.0	0.8	5.0	0.4	0.1	5.3	4.1	4.1	0.8	0.26	0.5	0.85	0.2	0.7	0.7	3.1	3.9	7.0	2.15	0.05
612	LK	OLD HWY 43 LOOP	HWY 43-ST. JOE CITY	HWY 43-SOUTH	0	20	0	0	20	0.8	0.8	0.8	0.5	0.45	9.2	0.35	0.5	0.5	0.2	0.2	2.0	0.8	5.0	0.4	0.1	5.3	4.1	4.1	0.8	0.26	0.5	0.85	0.2	0.7	0.7	3.1	3.9	7.0	2.15	0.05
613	LK	OLD JACKSON HWY	HWY 43-LEOMA	BUSBY RD	0	22	0	0	22	5.0	5.0	5.0	0.5	0.45	9.2	0.35	0.5	0.5	0.2	0.2	2.0	0.8	5.0	0.4	0.1	5.3	4.1	4.1	0.8	0.26	0.5	0.85	0.2	0.7	0.7	3.1	3.9	7.0	2.15	0.05
614	RB	OLD JOHNSON LAKE RD	SR. 227-LEX HWY.	JOHNSON LAKE RD	0	18	0	0	18	0.4	0.4	0.4	0.5	0.45	9.2	0.35	0.5	0.5	0.2	0.2	2.0	0.8	5.0	0.4	0.1	5.3	4.1	4.1	0.8	0.26	0.5	0.85	0.2	0.7	0.7	3.1	3.9	7.0	2.15	0.05
615	MD	OLD MARCELLA RD	JONESTOWN RD	MARC FALLS RD	0	18	0	0	18	0.1	0.1	0.1	0.5	0.45	9.2	0.35	0.5	0.5	0.2	0.2	2.0	0.8	5.0	0.4	0.1	5.3	4.1	4.1	0.8	0.26	0.5	0.85	0.2	0.7	0.7	3.1	3.9	7.0	2.15	0.05
616	MD	OLD MILITARY RD-N	MARCELLA FALLS RD	MAURY CTY LINE	0	24	0	0	24	5.3	5.3	5.3	0.5	0.45	9.2	0.35	0.5	0.5	0.2	0.2	2.0	0.8	5.0	0.4	0.1	5.3	4.1	4.1	0.8	0.26	0.5	0.85	0.2	0.7	0.7	3.1	3.9	7.0	2.15	0.05
617	LK	OLD MILITARY RD-S	ST. JOE CITY LIMITS	AL STATE LINE	0	20	0	0	20	4.1	4.1	4.1	0.5	0.45	9.2	0.35	0.5	0.5	0.2	0.2	2.0	0.8	5.0	0.4	0.1	5.3	4.1	4.1	0.8	0.26	0.5	0.85	0.2	0.7	0.7	3.1	3.9	7.0	2.15	0.05
618	LK	OLD POW HOUSE RD	OLD FLORENCE RD	DEAD END	0	24	0	0	24	0.8	0.8	0.8	0.5	0.45	9.2	0.35	0.5	0.5	0.2	0.2	2.0	0.8	5.0	0.4	0.1	5.3	4.1	4.1	0.8	0.26	0.5	0.85	0.2	0.7	0.7	3.1	3.9	7.0	2.15	0.05
619	RB	OLD SEC CRK RD	SECOND CREEK RD	SECOND CRK RD	0	24	0	0	24	0.26	0.26	0.26	0.5	0.45	9.2	0.35	0.5	0.5	0.2	0.2	2.0	0.8	5.0	0.4	0.1	5.3	4.1	4.1	0.8	0.26	0.5	0.85	0.2	0.7	0.7	3.1	3.9	7.0	2.15	0.05
620	LK	OLD SHOAL CRK RD	OLD JACKSON HWY	DEAD END	0	20	0	0	20	0.5	0.5	0.5	0.5	0.45	9.2	0.35	0.5	0.5	0.2	0.2	2.0	0.8	5.0	0.4	0.1	5.3	4.1	4.1	0.8	0.26	0.5	0.85	0.2	0.7	0.7	3.1	3.9	7.0	2.15	0.05
621	RB	OLD SUGAR CRK RD	SUGAR CREEK RD	DEAD END	0	20	0	0	20	0.85	0.85	0.85	0.5	0.45	9.2	0.35	0.5	0.5	0.2	0.2	2.0	0.8	5.0	0.4	0.1	5.3	4.1	4.1	0.8	0.26	0.5	0.85	0.2	0.7	0.7	3.1	3.9	7.0	2.15	0.05
622	MD	OLIVE LANE	MT. ARARAT ROAD-S	DEAD END	50	20	1	50	20	0.2	0.2	0.2	0.5	0.45	9.2	0.35	0.5	0.5	0.2	0.2	2.0	0.8	5.0	0.4	0.1	5.3	4.1	4.1	0.8	0.26	0.5	0.85	0.2	0.7	0.7	3.1	3.9	7.0	2.15	0.05
623	TJ	ORE ROAD-N	WATERLOO RD	ANDERSON RD	0	22	0	0	22	0.7	0.7	0.7	0.5	0.45	9.2	0.35	0.5	0.5	0.2	0.2	2.0	0.8	5.0	0.4	0.1	5.3	4.1	4.1	0.8	0.26	0.5	0.85	0.2	0.7	0.7	3.1	3.9	7.0	2.15	0.05
624	TJ	ORE ROAD-S	WATERLOO RD	SR 242-W POINT RD	0	24	0	0	24	3.1	3.1	3.1	0.5	0.45	9.2	0.35	0.5	0.5	0.2	0.2	2.0	0.8	5.0	0.4	0.1	5.3	4.1	4.1	0.8	0.26	0.5	0.85	0.2	0.7	0.7	3.1	3.9	7.0	2.15	0.05
625	TJ	ORTON ROAD	HIGHWAY 64-W	GREENWOOD RD	60	20	1	60	20	2.15	2.15	2.15	0.5	0.45	9.2	0.35	0.5	0.5	0.2	0.2	2.0	0.8	5.0	0.4	0.1	5.3	4.1	4.1	0.8	0.26	0.5	0.85	0.2	0.7	0.7	3.1	3.9	7.0	2.15	0.05
626	TJ	OSIE DRIVE	ROBERTSON RD	DEAD END	50	20	1	50	20	0.05	0.05	0.05	0.5	0.45	9.2	0.35	0.5	0.5	0.2	0.2	2.0	0.8	5.0	0.4	0.1	5.3	4.1	4.1	0.8	0.26	0.5	0.85	0.2	0.7	0.7	3.1	3.9	7.0	2.15	0.05

627	MD	OTHA ROAD	BRIDY RD	DEAD END	0	20	0	0.1	1.9	2.0
628	MD	OVERNACK ROAD	BYRD RD	DEAD END	0	20	0	1.2	1.2	1.2
629	RB	OWENS FORK ROAD	SR. 98-RABBIT TRAIL RD	OWENS RD	0	12	0	0.25	0.25	0.25
630	RB	OWENS ROAD	SR. 98-RABBIT TRAIL RD	OLD BL. GROVE	0	22	0	0.9	0.9	0.9
631	LK	PAGE ROAD	OLD MILITARY-S	DEAD END	0	22	0	0.7	0.7	0.7
632	MD	PAIGE ROAD	HIGHWAY 43-N	DEAD END	0	24	0	0.3	0.3	0.3
633	RB	PALEO'S PATH	BEECHWOOD ROAD-N	DEAD END	0	20	0	0.25	0.25	0.25
634	LK	PARIS BAILEY LANE	SHACKLEFORD RD	OLD JACKSON HWY	0	24	0	0.3	0.3	0.3
635	MD	PARK GROVE RD-N	HUDSON RD	ETHR-REDHILL RD	0	22	0	0.65	0.65	0.65
636	MD	PARK GROVE RD-S	ETHRIDGE-REDHILL RD	SR 242-BUFFALO RD	0	22	0	1.65	1.65	1.65
637	RB	PATTERSHACK RD	SHOALLY BRANCH RD	REVILLO RD	50	24	1	0.85	0.85	0.85
638	TJ	PAUL ORTON RD	HIGHWAY 64-W	DEAD END	0	12	0	0.1	0.4	0.5
639	RB	PEACH RD	BLOOMING GROVE RD	MT. ZION RD	0	18	0	0.6	1.4	2.0
640	RB	PEBBLE HILL RD	BISHOP CHAPEL RD	RAMAH RD	0	24	0	1.2	1.2	1.2
641	RB	PEE WEE LN	SECOND CRK RD	DEAD END	0	18	0	0.3	0.3	0.3
642	LK	PENNY RD	ST. JOE CITY LIMITS	BLUFF RD	0	24	0	0.9	0.9	0.9
643	TJ	PEPPERS HOLLOW RD	SR. 240-TURNPIKE	DEAD END	0	16	0	0.6	0.6	0.6
644	LK	PEPERTOWN RD	SR. 227-LEX HWY.	AL STATE LINE	50	20	1	3.2	3.2	3.2
645	TJ	PERRY CIR	SR 241-REDHILL-CTR	SR. 241 RHILL-CTR	0	18	0	0.5	0.5	0.5
646	MD	PERRY LN	VALLEY RD	REDHILL/ETHRIDGE	0	18	0	0.8	0.8	0.8
647	TJ	PETER CAVE RD	BRUSH CREEK RD	DEAD END	0	24	0	0.4	0.4	0.4
648	RB	PETERS LN	BISHOP CHAPEL RD	SR. 227-LEX HWY	0	20	0	0.3	0.3	0.3
649	MD	PETERS RD	DENSON RD	DEAD END	0	16	0	0.2	0.2	0.2
650	RB	PHILLIPS RD	RICHARDSON RD	IDAHO RD	0	20	0	0.5	0.5	0.5

651	RB	PIERCE RD	DOBINS RD	0	20	0	0	0	0.75	0.75
652	TJ	PINE GROVE RD	GRANDDADDY RD	50	20	1	1.6	1.6	0.2	0.2
653	MD	PINE LAKE RD	RAILROAD BED PK	0	12	0	0.2	0.2	0.15	0.15
654	RB	PINE RIDGE DR	BRANCH DR	0	22	0	0.15	0.15	0.1	0.1
655	LK	PINE ST	SOUTH OFF TN ST.	0	18	0	0.1	0.15	0.15	0.15
656	LK	PINE TREE CIR	HIGHWAY 43-S	0	16	0	0.15	0.15	0.1	0.1
657	LK	PINE TREE LN	HIGHWAY 43-S	0	18	0	0.1	0.1	0.1	0.1
658	TJ	PINEY RD	HIGHWAY 43-W	50	24	1	3.5	3.5	5.7	5.7
659	LK	PINHOOK RD	SR. 227-IRON CITY	0	16	0	0.3	0.3	0.3	0.3
660	MD	PLEAS GARDEN RD	BUFFALO RD (NOT SR.)	0	24	0	2.5	2.5	2.5	2.5
661	MD	PLEAS VALLEY RD	HIGHWAY 43-N	0	24	0	4.6	4.6	4.6	4.6
662	RB	PLEMONS LN	SR. RABBIT TRAIL RD	0	20	0	0.8	0.8	0.8	0.8
663	RB	POAG RD	JONES CHAPEL RD	0	18	0	0.3	0.3	0.3	0.3
664	RB	POND DR	QUAIL DR	0	22	0	0.35	0.35	0.35	0.35
665	TJ	POND FIELD RD	PINEY RD	50	24	1	4.3	4.3	4.3	4.3
666	TJ	POPE RD	WARE RD	0	14	0	0.3	0.3	0.3	0.3
667	TJ	PORTER RD	SPRING CRK RD	0	18	0	0.4	0.4	0.4	0.4
668	LK	POSEY CIR	DANLEY RD	0	22	0	1.5	1.5	1.5	1.5
669	RB	POSTOAK DR	FOREST DR (CITY)	0	22	0	0.1	0.1	0.1	0.1
670	RB	POWELL CIR	BLOOMING GROVE RD	0	18	0	0.3	0.3	0.3	0.3
671	LK	POWELL RD	RAILROAD RD	0	20	0	0.2	0.2	0.2	0.2
672	TJ	POWERS RD	BIG SPRINGS RD	0	14	0	0.2	0.2	0.2	0.2
673	MD	PRESLEY CIR	FREEDOM RD	50	20	1	0.2	0.2	0.2	0.2
674	MD	PRESLEY CIR	FREEDOM RD	50	20	1	0.1	0.1	0.1	0.1

675	RB	PRICE JENKINS RD	REVILO RD	DEAD END	0	22	0	1.1	1.1	0.4	1.1
676	TJ	PRICE LANE	WATERLOO RD	DEAD END	50	18	4	0.4	0.4	0.1	0.4
677	LK	PRINCESS CRT	OLD JACKSON HWY	DEAD END	50	20	1	0.1	0.1	0.1	0.1
678	RB	PROKESH RD	OLD FLOR-PULASKI	SHOALLY BR RD	0	24	0	3.1	3.1	0.9	4.0
679	RB	PROSSER RD	L.BURG CITY LIMITS	S.-OLD FLOR PUL	60	24	0	5.05	5.05		5.05
680	LK	PRUITTON RD	L.BURG CITY LIMITS	AL STATE LINE	0	24	0	1.8	1.8		1.8
681	RB	PRUITT RD	WEAKLEY CRK RD	MCGARTER RD	0	22	0	0.5	0.5		0.5
682	LK	PURCELL LN	HWY 43-S	DEAD END	0	22	0	1.1	1.1		1.1
683	RB	PURCELL RD	DUNN-LEOMA RD	DEAD END	0	22	0	0.4	0.4		0.4
684	MD	PYLES LN	OAKS RD	BRIER HILL RD	0	18	0	1.4	1.4		1.4
685	RB	QUAIL DR	HWY 64-E	BAKER LN	0	22	0	1.25	1.25		1.25
686	RB	R.B. BROWN RD	DUNN-LEOMA RD	DEAD END	0	20	0	0.2	0.2		0.2
687	LK	RABBIT TOWN RD	ST. MARY RD	FAIRVIEW RD	0	22	0	1.3	1.3		1.3
688	MD	RACHEL LN	RAILROAD BED PK	DEAD END	0	12	0	0.2	0.2		0.2
689	MD	RAILROAD BED PIKE	STATE HWY-20	LEWIS CTY LINE	0	26	0	3.4	4	7.4	0.3
690	LK	RAILROAD BED RD	WAYLAND SPRS RD	WAYLAND SPRS RD	0	18	0	0.3	0.3	3.7	0.3
691	LK	RAILROAD RD	HARDIN LOOP	WAYLAND SPRS RD	0	24	0	2.0	1.7	3.7	0.3
692	LK	RAILROAD ST	SR. 242-W POINT RD	DEAD END	0	20	0	0.3	0.3		0.3
693	RB	RAMAH RD	SR. 98-RABBIT TRAIL RD	LAMBS FERRY RD	50	22	1	3.5	3.5		3.5
694	TJ	RANDALL RD-N	WATERLOO RD	ORE ROAD-S	0	20	0	1.2	1.2		1.2
695	TJ	RANDALL RD-S	ORE ROAD-S	GOSLIN BR RD	50	20	1	2.3	2.3		2.3
696	LK	RASCALTOWN RD	SR 227-LEX HWY	AL STATE LINE	0	22	0	5.2	5.2		5.2
697	MD	RATLIFF RD	RAILROAD BED PK	ASHMORE RD	0	18	0	0.8	0.8		0.8
698	LK	RATTLESNAKE LN	OLD JACKSON HWY	DEAD END	0	20	0	0.35	0.35		0.35

699	LK	RAVEN BLUFF RD	OLD FLOR RD	DEAD END	0	20	0	0.5	0.5	0.5
700	LK	RAVENS CREST RD	LEXIE LN	DEAD END	50	20	1	0.2	0.2	0.2
701	MD	RAY CRT	JON FRANK DR	DEAD END	50	20	1	0.1	0.1	0.1
702	MD	RAYMOND CRT	MAVIS DR	DEAD END	50	20	1	0.1	0.1	0.1
703	TJ	RAY RD	N CHISHOLM CRK RD	DEAD END	0	18	0	0.7	0.7	0.7
704	LK	REBECCA RD	PEPPERTOWN RD	STATE LINE RD	50	22	1	1.0	1.0	1.0
705	RB	REDBIRD LN	CARDINAL CRT	DEAD END	0	18	0	0.15	0.15	0.15
706	MD	REDSTONE DR	STATE HWY-20	DEAD END	50	20	1	0.3	0.3	0.3
707	TJ	REED PATCH RD	PINEY RD	POND FIELD RD	0	20	0	2.0	2.0	2.0
708	MD	REED RD	LEWIS CTY LINE	DEAD END	0	28	0	0.7	0.7	0.7
709	RB	REEDY BRANCH RD	KENNEDY RD	GILES CTY LINE	0	20	0	0.5	0.5	0.5
710	MD	REEVES LN	BRACE RD	DEAD END	0	18	0	0.2	0.2	0.2
711	RB	REMIKE RD	HWY 64-E	SUTTON DR	0	22	0	0.9	0.9	0.9
712	RB	REVILLO RD	OLD FLOR-PUL RD	BLOOMING GR RD	0	24	0	7.7	1.3	9.0
713	MD	RICE LN	CUMBERLAND DR	DEAD END	50	20	1	0.3	0.3	0.3
714	LK	RICHARDSON AVE	OLD SHOAL CRK RD	DEAD END	0	18	0	0.8	0.8	0.8
715	RB	RICHARDSON RD	SR. 98-RABBIT TRAIL RD	REVILLO RD	50	22	1	5.0	5.0	5.0
716	RB	RICHARDSON RD-E	COPPERAS BRANCH RD	DEAD END	0	26	0	0.65	0.65	0.65
717	LK	RIDDLE LN	LORETTO CITY LIMITS	DEAD END	0	22	0	0.6	0.6	0.6
718	LK	RIDGE LN	GLENN SPRINGS RD	DEAD END	0	22	0	0.5	0.5	0.5
719	TJ	RIDGE RD	WATERLOO RD	CHURCH HILL RD	0	22	0	0.5	3.1	5.1
720	LK	RIGLING RD	LORETTO CITY LIMITS	BUSBY RD	0	21	0	2.3	2.3	2.3
721	LK	RIGSBY RD	SR 242-WEST POINT RD	DEAD END	50	20	1	0.8	0.8	0.8
722	MD	RIVER LN	RAILROAD BED PK	DEAD END	0	16	0	0.6	0.6	0.6

723	TJ	ROBBINS RD	LODI RD	DEAD END	0	20	0	0.7	0.7
724	LK	ROBERSON RD-S	SR. 227-IRON CITY RD	DEAD END	0	18	0	0.4	0.4
725	RB	ROBERTS RD	NEWTON RD	KILE RD	0	20	0	0.8	0.8
726	TJ	ROBERTSON RD	HWY 64-W	SHOTWELL RD	60	24	1	2.1	3.2
727	LK	ROBIN LN	BUSBY RD	DEAD END	0	18	0	0.4	0.4
728	TJ	ROCHELLE CEM RD	POND FIELD RD	AARON BR RD	0	20	0	0.6	0.6
729	TJ	ROCHELLE CUT-OFF	POND FIELD RD	AARON BR RD	0	22	0	0.1	0.1
730	TJ	ROCHELLE RD	ORE ROAD-N	DEAD END	0	14	0	0.8	0.8
731	TJ	ROCKY LN	BEELER RD	WATERLOO RD	0	20	0	2.2	2.2
732	LK	ROGERS DR	COUNTRYSIDE DR	DEAD END	50	20	1	0.3	0.3
733	LK	ROLLING HILLS LN	MEADOW DR	DEAD END	50	20	1	0.1	0.1
734	LK	ROSIE RD	MT. NEBO RD	DEAD END	0	12	0	0.6	0.6
735	RB	ROSIER RD	FALL RIVER RD	DEAD END	0	16	0	0.5	0.5
736	RB	ROSSON RD	REVILLO RD	PEACH RD	50	22	1	2.35	2.35
737	MD	ROSSON ST	OAKS ST (STOWN)	CHURCH ST	0	16	0	0.3	0.3
738	MD	ROY LYNN DR	W OFF COMM RD	DEAD END	0	24	0	0.1	0.1
739	RB	RUSHING LN	HWY 43-S	DEAD END	0	18	0	0.15	0.15
740	MD	RUSHING RD	EDAN RD-E	DOOLEY RD	0	22	0	1.7	1.7
741	RB	RUSSELL THOMAS RD	SR 98-RABBIT TRAIL RD	DEAD END	0	20	0	0.35	0.35
742	MD	SADDLE & BRIDLE CLUB	STATE HWY-20	BALLPARK RD	0	18	0	0.7	0.7
743	TJ	SALEM LANE	EAST LAUREL DR	WEST LAUREL DR	50	28	1	0.3	0.3
744	MD	SALEM RD	RAILROAD BED PIKE	DEAD END	0	18	0	0.6	0.6
745	LK	SAMUEL LN	WARD RD	DEAD END	0	20	0	0.3	0.3
746	LK	SANDERS DR	OLD SHOAL CRK RD	DEAD END	0	20	0	0.3	0.3

747	LK	SANDERS LN	W OFF SANDERS ST	DEAD END	0	18	0	0.2	0.2	0.35
748	LK	SANDERS ST	WHITE RD (DUNN)	DEAD END	0	24	0	0.35	1.0	0.3
749	RB	SANDUSKY RD	HIGHWAY 64-E	GILES CTY LINE	0	24	0	1.0	0.4	0.3
750	MD	SANDY LANE	CUMBERLAND DR	DEAD END	0	24	0	0.4	0.6	0.3
751	MD	SANFORD LANE	SR. 242-BUFFALO RD	DEAD END	50	20	1	0.3	0.6	0.3
752	MD	SATERBAK RD	BARNESVILLE RD	DEAD END	0	18	0	0.6	0.3	0.3
753	MD	SAW CREEK RD	RAILROAD BED PK	SR. 240-TURNPIKE	0	16	0	0.3	0.3	0.3
754	RB	SAYLES CIR	WESLEY COURTS	SAYLES CRT	0	24	0	0.2	0.2	0.2
755	RB	SAYLES CRT	GREGORY LN	DEAD END	0	22	0	0.15	0.15	0.15
756	TJ	SCENIC CUT-OFF	SCENIC RD	DEAD END	50	24	1	0.1	0.1	0.1
757	TJ	SCENIC RD	HWY 64-W	HWY 64-WEST	50	24	1	3.0	3.0	3.0
758	LK	SCHOOL ST	RAILROAD ST (W POINT)	PINE ST	0	16	0	0.2	0.2	0.2
759	RB	SECOND CRK RD	SR. 98-RABBIT TRAIL RD	AL STATE LINE	60	24	1	4.5	4.5	4.5
760	MD	SELF RD	SR. 241-NAPIER RD	CHIEF CRK RD	0	20	0	2.25	2.25	2.25
761	RB	SHACKELFORD RD	HWY 43-S	SR 98-RABB TR RD	0	24	0	2.2	2.2	2.2
762	RB	SHADOW STONE DR	EDGEWOOD DR	DEAD END	0	22	0	0.15	0.15	0.15
763	MD	SHADY ST	CHURCH ST	ST. HWY.-20	0	20	0	0.3	0.3	0.3
764	MD	SHAFFER RD	VAUGHN STAGGS RD	DEAD END	0	16	0	0.3	0.3	0.3
765	RB	SHANNON RD	SR 98-RABBIT TRAIL RD	WILLIAMS HILL RD	0	18	0	1.35	1.35	1.35
766	TJ	SHEDD RD	BRUSH CRK RD	DEAD END	0	16	0	0.7	0.7	0.7
767	MD	SHEPHERD RD	SR. 240-N	DEAD END	0	16	0	0.6	0.6	0.6
768	LK	SHILOH DR	MT. NEBO RD	SR. 227-IRON CITY RD	50	20	1	0.4	0.4	0.4
769	LK	SHOAL CRK RD	OLD JACKSON HWY	DEAD END	50	26	1	3.0	3.0	3.0
770	RB	SHOALLY BRANCH CIR	OLD FLOR-PULASKI	PROSSER RD	50	26	1	0.75	0.75	0.75

771	RB	SHOALLY BRANCH DR	SHOALLY BRANCH RD	DEAD END	0	20	0	1.0	1.0
772	RB	SHOALLY BRANCH RD	OLD FLOP-PULASKI	REVILLO RD	60	26	1	3.4	3.4
773	MD	SHORT RD	MIDWAY RD	MACEDONIA RD	50	20	1	0.9	0.9
774	TJ	SHOTWELL RD	HWY 64-WEST	KELSO RD	50	22	1	4.8	4.8
775	MD	SILVERTON DR	SR,240-TURNPIKE	DEAD END	0	18	0	0.1	0.1
776	LK	SIMS LN	OLD JACKSON HWY	HWY 43-SOUTH	0	22	0	0.5	0.5
777	MD	SKIP AVE	WOODLAND CIR	NIX RD	0	20	0	0.3	0.3
778	LK	SLATER RD	FAIRVIEW RD W SIDE	DEAD END	0	16	0	0.3	0.3
779	RB	SMITH CEM RD	FALL RIVER RD	DEAD END	0	16	0	0.2	0.2
780	LK	SMITH DR	LONG BRANCH RD	DEAD END	0	16	0	0.16	0.16
781	LK	SMITH LN	HIGHWAY 43-S	DEAD END	0	18	0	0.4	0.4
782	RB	SMITH LN	FREEMAN HILL RD	DEAD END	0	18	0	0.5	0.5
783	TJ	SMITH RD	GENSON RD	DEAD END	0	16	0	0.75	0.75
784	RB	SMITHSON FARM RD	RAMAH RD	DEAD END	0	12	0	0.35	0.35
785	MD	SNELL RD	GOOD HOPE RD	PLEAS VALLEY RD	0	22	0	0.8	0.8
786	MD	SOPHIA ST	PRESLEY CIR	GOBBELL AVE	50	20	1	0.2	0.2
787	TJ	SPENCER DR-N	SCENIC RD	HWY 64-W	0	18	0	0.2	0.2
788	TJ	SPENCER DR-S	HWY 64-W	DEAD END	0	18	0	0.15	0.15
789	TJ	SPRING CRK RD	WATERLOO RD	SR, 242-W POINT RD	50	22	1	3.6	3.6
790	RB	SPRINGDALE RD	LANTZ RD	WESTSIDE RD	0	20	0	0.9	0.9
791	RB	SPRINGER LN	SHACKLEFORD RD	DEAD END	50	20	1	0.3	0.3
792	LK	SPRINGER STATION RD	LONG BRANCH RD	CEDAR HILL RD	0	22	0	0.7	0.7
793	LK	SPRING ST	CITY OF LORETTO	DEAD END	0	16	0	0.1	0.1
794	MD	SPRINGWATER DR	HWY 43-N	DEAD END	50	20	1	0.45	0.45

795	LK	ST. MARY RD	RASCALTOWN RD	50	22	1	2.8	2.8	0.15	2.8
796	RB	STACY LN	BRANCH DR	0	20	0	0.15		0.15	
797	TJ	STAGGS LN	STAGGS LOOP	50	16	1	0.3	0.3	0.3	
798	TJ	STAGGS LOOP	HWY 64-W N. CHISHOLM CRK RD.	0	22	0	1.35	1.35	1.35	
799	MD	STAGGS RD	SR. 242-HENRYVILLE	60	20	1	1.6	1.6	1.6	
800	RB	STATE AVE	EDGEWOOD DR	0	18	0	0.15		0.15	
801	LK	STATE LINE RD	ST. JOE CITY LIMITS	0	22	0	1.6	4.4	1.3	7.3
802	RB	STEADMAN LN	SR 98-RABBIT TRAIL RD	0	18	0	0.35		0.35	
803	RB	STEPHENS LN	WEAVER CIR	0	18	0	0.3		0.3	
804	MD	STEPHENSON RD	DUKES PARK RD	60	22	1	1.4	1.4	1.4	
805	LK	STINGY RIDGE RD	SR. 242-W POINT RD	0	22	0	1.7		1.7	
806	TJ	STORY RD	GEORGIA ST	0	20	0	1.4		1.4	
807	RB	STOUTS ORCHARD RD	FULLERS CHAPEL RD	0	20	0	0.15		0.15	
808	TJ	STRIBLING DR	GRANDADVDY RD @ CITY	40	20	2	0.2		0.2	
809	TJ	STUTTS LN	VALLEY RD	0	18	0	0.4		0.4	
810	RB	SUGAR CRK RD	REVILLO RD	50	20	1	2.7	0.4	3.1	
811	MD	SUGARLAND RD	CAMPBELLSTVILLE PK	50	20	1	1.7		1.7	
812	MD	STOWN SPRINGS	SR 240-TURNPIKE	0	16	0	0.3		0.3	
813	TJ	SUNNYBROOK CIR	PERRY CIR	0	20	0	0.35		0.35	
814	RB	SUNRISE DR	WESTSIDE RD	50	20	1	0.4		0.4	
815	RB	SUNSET TERRACE	BEECHWOOD DR-N	0	22	0	0.2		0.2	
816	MD	SUNSHINE LN	SPRINGWATER DR	50	20	1	0.33		0.33	
817	RB	SUTTON DR	HWY 64-E	0	18	0	0.6		0.6	
818	RB	SUTTON HOLLOW RD	CLEAR CREEK RD	0	18	0	0.9		0.9	

819	MD	SWEET GUM LN	BLACKJACK LN	DEAD END	50	20	1	0.2		0.2
820	RB	SWEET HOME RD	FIVE POINTS RD	BISHOP CHAP RD	0	22	0	1.0	1.0	1.0
821	MD	SWIMMING HOLE RD	LOCKER RD	DEAD END	0	16	0	0.7		0.7
822	RB	TANDY RD	GLENDALE RD	UNION HILL RD	50	22	1	1.25	1.25	1.25
823	MD	TAYLOR CIR	BALEE DR	BALEE DR	50	20	1	0.4	0.4	0.4
824	TJ	TAYLOR LN	SMITH RD	DEAD END	50	50	1	0.2		0.2
825	LK	TENNESSEE CIR	SR 242-W POINT RD	WELCH ST-WEST	0	22	0	0.3	0.3	0.3
826	TJ	TENNISON RD	TONY HINSON RD	DEAD END	0	20	0	0.8	0.8	0.8
827	RB	TERRY ST	HORSESHOE BEND RD	CROWDER RD	0	20	0	0.15		0.15
828	RB	THOMAS RD	SR 98-RABBIT TRAIL RD	LEGG RD	0	20	0	0.9	0.9	0.9
829	RB	THOMPSON RD	GILLESPIE RD	NEW HOPE RD	0	10	0	1.0	1.0	1.0
830	LK	THORNTON LN	MT. NEBO RD	CLAX BR RD	0	22	0	2.0	2.0	2.0
831	MD	THREE OAKS RD	HWY 43-N	CONVENT RD	0	21	0	1.8		1.8
832	LK	TIDWELL HOLLOW RD	MT. NEBO RD	MT. NEBO RD	0	20	0	3.1	3.3	6.4
833	RB	TIMBERLINE DR	DUNN-FALL RIVER RD	DEAD END	0	20	0	0.25		0.25
834	MD	TINGLE TRAP RD	MATTOXTOWN RD	WEAKLEY CRK RD	0	22	0	0.95		0.95
835	MD	TOM CARROLL RD	RAILROAD BED PK	DEAD END	50	20	1	0.4	0.4	0.4
836	MD	TOM LN	MARCELLA FALLS RD	EAST EDAN RD	40	16	0	1.0	1.0	1.0
837	TJ	TONY HINSON RD	JACKS BRANCH RD	LEWIS CTY LINE	0	16	0	0.5	0.5	0.5
838	MD	TREE TOP TRAIL	BEASLEY RD	BEASLEY RD	0	16	0	0.5		0.5
839	TJ	TRIPLE S RD	MT. LEBANON RD	DEAD END	0	24	0	0.9	0.9	0.9
840	MD	TRIPP RD	SR 242-BUFFALO RD	MT. ARARAT RD-S	0	24	0	0.5		0.5
841	RB	TWILIGHT DR	SUNRISE DR	DEAD END	50	20	1	0.1	0.1	0.1
842	RB	TYLER CRT	DUNN-LEOMA RD	DEAD END	50	20	1	0.2		0.2

843	RB	UNION HILL RD	GLENDALE RD	SR 98-RABB TRAIL RD	50	24	1	4.4				4.4
844	LK	URBAN LN	BEARTOWN RD	FAIRVIEW RD	0	18	0	1.4				1.4
845	TJ	VALLEY RD	SR 242-BUFFALO RD	ETHR-REDHILL RD	0	24	0	4.2				4.2
846	MD	VAUGHN STAGGS RD	HWY 43-N	DEAD END	0	22	0	0.9				0.9
847	RB	VERA LN	DUNN-LEOMA RD	DEAD END	0	24	0	0.3				0.3
848	TJ	VFW RD	SR 241 NAPIER RD	VFW LAKE	0	18	0	0.8				0.8
849	MD	VICKI ST	MATTOX RD	DEAD END	0	18	0	0.1				0.1
850	RB	VOSS LN	FALL RIVER RD	DEAD END	0	16	0	0.2				0.2
851	TJ	WADE RD	BRUSH CRK RD	DEAD END	0	14	0	0.1				0.1
852	MD	WALKER RD	BRACE RD	BRACE RD-N	0	18	0	1.4				1.4
853	TJ	WALLACE ODEM DR	GRANDDADDY RD	DEAD END	0	14	0	0.2				0.2
854	TJ	WALNUT GROVE RD	SR 242-W POINT RD	DEAD END	0	16	0	0.5				0.5
855	MD	WALNUT LN	CAMPBELLSVILLE PIKE	DEAD END	0	16	0	0.3				0.3
856	RB	WALTERS LN	SR 98-RABBIT TRAIL RD	DEAD END	0	18	0	0.2				0.2
857	LK	WARD RD	BUSBY RD	DEAD END	0	20	0	0.4				0.4
858	TJ	WARE RD	SR 241-REDHILL-CTR	CRAIG RD	0	20	0	2.0				2.0
859	RB	WARNER RD	LANTZ RD	DEAD END	0	22	0	0.7				0.7
860	RB	WARREN HOLLOW RD	APPLETON RD	GILES CTY LINE	60	22	1	0.5				1.7
861	MD	WATERFORK RD	SR 242-HENRYVILLE RD	DENSON RD	0	24	0	2.1				2.1
862	TJ	WATERLOO RD	SR 242-W POINT RD	WAYNE CTY LINE	60	22	1	9.5	1.1	1.8		12.4
863	MD	WATER TANK RD	KING ST (STOWN)	DEAD END	0	16	0	0.1				0.1
864	TJ	WATER TOWER RD	TENNESSEE ST	STORY RD	0	20	0	0.3	0.1			0.4
865	LK	WATSON LN	SR 242-W POINT RD	DEAD END	0	22	0	0.4				0.4
866	TJ	WATSON RD	LOVERS LN	GRANDDADDY RD	0	22	0	2.1				2.1

867	LK	WAYLAND SPRGS CUT	WAYLAND SPRINGS RD	RAILROAD BED RD	0	16	0	0	0.2	0.2	5.15	0.2
868	MD	WEAKLEY CRK RD	L'BURG CTTY LIMITS	GILES CTY LINE	60	24	1	5.15	5.15	4.6	5.15	0.2
869	MD	WEAKLEY LOOP	PLEASANT VALLEY RD	PLEASANT VALL RD	0	20	0	4.6	4.6	4.6	4.6	0.2
870	LK	WEATHERS PLACE	ODEM RD	DEAD END	0	20	0	0.1	0.1	0.1	0.1	0.1
871	RB	WEATHERS RD	SR 227-LEX HWY	SWEET HOME RD	0	22	0	0.8	0.8	0.8	0.8	0.8
872	RB	WEAVER CIR	SR 98-RABB TRAIL RD	SR 98-RABB TRAIL RD	0	24	0	0.3	0.3	0.3	0.3	0.3
873	TJ	WEBB RD	LOVERS LN	WATSON RD	0	22	0	0.6	0.6	0.6	0.6	0.6
874	TJ	WELCH ST	TENNESSEE ST	DEAD END	0	16	0	0.1	0.1	0.1	0.1	0.1
875	LK	WELCH ST-E	TENNESSEE ST	GEORGIA ST	0	20	0	0.2	0.2	0.2	0.2	0.2
876	RB	WESLEY CHAP RD	HWY 64-E	FALL RIVER RD	60	22	1	2.6	0.6	3.2	3.2	3.2
877	RB	WESLEY CRT	MATTHEW AVE	DEAD END	0	24	0	0.15	0.15	0.15	0.15	0.15
878	RB	WESLEY PLACE	WESLEY CRT	DEAD END	0	24	0	0.1	0.1	0.1	0.1	0.1
879	RB	WESTSIDE RD	HWY 64-E	GILES CTY LINE	60	22	1	0.867	0.525	1.39	1.39	1.39
880	LK	W-POINT FIRE TOW RD	WAYLAND SPRINGS RD	DEAD END	0	20	0	0.2	0.2	0.2	0.2	0.2
881	TJ	WESTWOOD LN	CREEKMONT DR	DEAD END	0	20	0	0.2	0.2	0.2	0.2	0.2
882	MD	WHISPERING OAK CRT	OAKWOOD AVE	DEAD END	0	20	0	0.2	0.2	0.2	0.2	0.2
883	MD	WHISPERING OAK ST	OAKWOOD AVE	DEAD END	0	20	0	0.5	0.5	0.5	0.5	0.5
884	RB	WHITE LN	FREEMAN HILL RD	DEAD END	0	18	0	0.6	0.6	0.6	0.6	0.6
885	RB	WHITEOAK DR	PROSSER RD	POST OAK DR	0	22	0	0.6	0.6	0.6	0.6	0.6
886	RB	WHITE ROAD-S	BONNERTOWN RD	AL STATE LINE	0	22	0	0.1	0.1	0.1	0.1	0.1
887	RB	WHITE WAY ALLEY	COBB ALLEY	DEAD END	0	20	0	0.1	0.1	0.1	0.1	0.1
888	RB	WHITNEY LN	LANNING RD	DEAD END	0	22	0	0.1	0.1	0.1	0.1	0.1
889	RB	WILBURN MILL RD	CLEAR CREEK RD	CLEAR CRK RD	0	20	0	0.55	0.55	0.55	0.55	0.55
890	TJ	WILDWOOD LN	JACKS BRANCH RD	DEAD END	0	18	0	0.67	0.67	0.67	0.67	0.67

COUNTY COURT MEETING JANUARY 22, 2008											
CHANGES MADE TO COUNTY ROAD LIST 2007											
ROAD NAME	CHANGE TYPE	MILEAGE	COMMENT								
				TOTALS		906 ROADS					
ROAD NAME	CHANGE TYPE	MILEAGE	COMMENT	0	1	20	22	299.64	638.61	94.87	1033.13
891 MD	WILL AV	0.2	WOODLAND CIR	0	0	22	0	0.2	0.2		0.2
892 RB	WILLIAMS HILL RD	2.2	MOCKERSON RD	0	0	26	0	2.2	2.2		2.2
893 RB	WILLIAMS LN	0.15	DEAD END	0	0	22	0	0.15	0.15		0.15
894 RB	WILLIAMS RD	0.6	DEAD END	1	60	20	1	0.6	0.6		0.6
895 LK	WILSON AVE	0.6	PENNY RD	0	0	20	0	0.6	0.6		0.6
896 TJ	WISDOM RD	3.2	ORE ROADS	0	0	20	0	3.2	3.2		3.2
897 LK	WOLF CREEK RD	1.3	DANLEY RD	0	0	20	0	1.1	0.2	1.1	1.3
898 MD	WOODARD HOLLOW RD	0.6	GILES CTY LINE	0	0	18	0	0.6	0.6		0.6
899 MD	WOODLAND CIR	0.3	CREWS ST	0	0	20	0	0.3	0.3		0.3
900 RB	WOODS RD	0.3	DEAD END	0	0	12	0	0.3	0.3		0.3
901 TJ	WOODSIDE LN	0.25	WEST LAUREL DR	1	50	28	1	0.25	0.25		0.25
902 RB	WOODWARD LN	0.4	DEAD END	1	50	20	1	0.4	0.4		0.4
903 RB	W.W. SMITH RD	0.45	BONNERTOWN RD	0	0	22	0	0.45	0.45		0.45
904 RB	WYNN RD	0.75	MARSTON RD	0	0	18	0	0.75	0.75		0.75
905 MD	YODER RD	1.9	BROOKS HUGHES RD	0	0	20	0	1.9	1.9		1.9
906 TJ	ZINKER RD	0.35	PINEY RD	0	0	20	0	0.35	0.35		0.35

ROAD NAME	CHANGE TYPE	MILEAGE	COMMENT
WOODLAND CIR	SURFACE	2.0	TAR/GRAVEL
WOODLAND CIR	SURFACE	1.0	TAR/GRAVEL
WOODLAND CIR	SURFACE	3.3	PAVED
WOODLAND CIR	SURFACE	8.0	RESURFACE
WOODLAND CIR	SURFACE	2.4	TAR/GRAVEL
WOODLAND CIR	SURFACE	1.7	PAVED

COUNTY COURT MEETING JANUARY 22, 2008

CHANGES MADE TO COUNTY ROAD LIST 2007

ROAD NAME	CHANGE TYPE	MILEAGE	COMMENT								
				TOTALS		906 ROADS					
ROAD NAME	CHANGE TYPE	MILEAGE	COMMENT	0	1	20	22	299.64	638.61	94.87	1033.13
891 MD	WILL AV	0.2	WOODLAND CIR	0	0	22	0	0.2	0.2		0.2
892 RB	WILLIAMS HILL RD	2.2	MOCKERSON RD	0	0	26	0	2.2	2.2		2.2
893 RB	WILLIAMS LN	0.15	DEAD END	0	0	22	0	0.15	0.15		0.15
894 RB	WILLIAMS RD	0.6	DEAD END	1	60	20	1	0.6	0.6		0.6
895 LK	WILSON AVE	0.6	PENNY RD	0	0	20	0	0.6	0.6		0.6
896 TJ	WISDOM RD	3.2	ORE ROADS	0	0	20	0	3.2	3.2		3.2
897 LK	WOLF CREEK RD	1.3	DANLEY RD	0	0	20	0	1.1	0.2	1.1	1.3
898 MD	WOODARD HOLLOW RD	0.6	GILES CTY LINE	0	0	18	0	0.6	0.6		0.6
899 MD	WOODLAND CIR	0.3	CREWS ST	0	0	20	0	0.3	0.3		0.3
900 RB	WOODS RD	0.3	DEAD END	0	0	12	0	0.3	0.3		0.3
901 TJ	WOODSIDE LN	0.25	WEST LAUREL DR	1	50	28	1	0.25	0.25		0.25
902 RB	WOODWARD LN	0.4	DEAD END	1	50	20	1	0.4	0.4		0.4
903 RB	W.W. SMITH RD	0.45	BONNERTOWN RD	0	0	22	0	0.45	0.45		0.45
904 RB	WYNN RD	0.75	MARSTON RD	0	0	18	0	0.75	0.75		0.75
905 MD	YODER RD	1.9	BROOKS HUGHES RD	0	0	20	0	1.9	1.9		1.9
906 TJ	ZINKER RD	0.35	PINEY RD	0	0	20	0	0.35	0.35		0.35

DUNN FALLRIVER ROAD	SURFACE	0.7	PAVED
DUNN ROAD	SURFACE	0.9	RESURFACE
EDWARDS DRIVE	SURFACE	0.3	RESURFACE
GARLAND ROAD	SURFACE	0.3	TAR/GRAVEL
GENSON ROAD	SURFACE	0.9	TAR/GRAVEL
GREEN ROAD	SURFACE	0.8	RESURFACE
HUGHES HOLLOW ROAD	SURFACE	1.6	TAR/GRAVEL
IDAHO ROAD	SURFACE	1.0	TAR/GRAVEL
INGRAM ROAD	SURFACE	0.4	RESURFACE
MARCELLA FALLS ROAD	SURFACE	2.0	RESURFACE
MT. NEBO ROAD	SURFACE	2.0	RESURFACE
NORTH POINT ROAD	SURFACE	0.5	RESURFACE
OLD FLORENCE-PULASKI ROAD	SURFACE	0.2	TAR/GRAVEL
ORTON ROAD	SURFACE	2.15	RESURFACE
PARIS BAILEY ROAD	SURFACE	0.3	TAR/GRAVEL
PAUL ORTON ROAD	SURFACE	0.5	TAR/GRAVEL
PINEY ROAD (STATE AID)	SURFACE	2.2	RESURFACE
RAMAH ROAD	SURFACE	0.7	PAVED
TIDWELL HOLLOW ROAD	SURFACE	3.1	TAR/GRAVEL

THE FOLLOWING ROADS ARE CLASSIFIED AS NEW ROADS ADDED TO COUNTY ROAD LIST (PAID FOR BY

CONTRACTOR)

BRITNEY CIRCLE

CENTER POINT SUBDIVISION

SPRINGWATER DRIVE

SUNSHINE DRIVE

0.383

0.47

0.45

0.33

RESOLUTION NO. 2008012206

RESOLUTION RECOMMENDING DELINQUENT TAX ATTORNEY

WHEREAS, Tennessee law requires that the Trustee for Lawrence County designate a delinquent tax attorney with the approval of the County Executive; and

WHEREAS, the Trustee for Lawrence County has requested that J. Christopher Williams be appointed as delinquent tax attorney, with the approval of the County Executive.

NOW, THEREFORE, be it resolved by the Lawrence County Legislative Body meeting this 22nd day of January, 2008, that the County Legislative Body for Lawrence County designates J. Christopher Williams as delinquent tax attorney to be compensated at the rate of ten percent (10%) of all delinquent taxes collected.

This Resolution shall take effect upon its passage, the public welfare requiring it.

PASSED this 22nd day of January, 2008.



JERRY DRYDEN, CHAIR



PAUL ROSSON, COUNTY EXECUTIVE

ATTEST:



CHUCK KIZER, COUNTY CLERK

SPONSOR: CINDY BENEFIELD

RESOLUTION RECOMMENDING DELINQUENT TAX ATTORNEY

DISTRICT	COMMISSIONER	MOTION	SECOND	AYE	NAY	PASS	PRESENT	ABSENT
10	Benefield, Delano			X			X	
9	Benefield, Ronald L.			X			X	
13	Brazier, Ray			X			X	
16	Brown, Anne N.			X			X	
6	Clifton, Bobby R.			X			X	
18	Doerflinger, Chuck			X			X	
7	Dryden, Jerry W.			X			X	
3	Gillespie, Dennis C.			X			X	
12	Hill, Richard L.			X			X	
11	Hyatt, Sandra K.			X			X	
2	Jackson, Chris D.			X			X	
4	Keener, Alan J.		X	X			X	
8	Niedergereses, Mark			X			X	
14	Putman, Jerry N.			X			X	
15	Robertson, Charles H.			X			X	
5	Sanders, John C., Jr.			X			X	
17	Wray, Joe R.			X			X	
1	Yocom, Wayne A.	X		X			X	
TOTAL				18	0	0	18	0

TYPE OF VOTE: Voice Roll Call

Comments:

RESOLUTION NO. 2008012207

RESOLUTION TO AUTHORIZE LASHLEE-RICH, CONSTRUCTIONS MANAGERS FOR
THE NEW LAWRENCE COUNTY JAIL, TO AWARD BIDS AND ISSUE NOTICE TO
PROCEED


WHEREAS, Lashlee-Rich, the construction manager for the new Lawrence County Jail project, has received bids for the construction of the remainder of the new jail and that said bids are within the estimates previously submitted for completion of the jail.

NOW, THEREFORE, BE IT RESOLVED by the Lawrence County Legislative Body meeting in regular session this 22nd day of January, 2008, that the construction manager, Lashlee- Rich, is hereby authorized and directed to award the bids to the lowest bidders and to give such bidders a notice to proceed with the construction.


This Resolution shall take effect upon its passage, the public welfare requiring it.

PASSED this 22nd day of January, 2008.


JERRY DRYDEN, CHAIR


PAUL ROSSON, COUNTY EXECUTIVE

ATTEST:


CHUCK KIZER, COUNTY CLERK

SPONSOR: FACILITIES COMMITTEE

LAWRENCE COUNTY TN RESOLUTION NO: 2008012207

RESOLUTION TO AUTHORIZE LASHLEE-RICH, CONSTRUCTION MANAGERS FOR THE NEW LAWRENCE COUNTY JAIL, TO AWARD BIDS AND ISSUE NOTICE TO PROCEED

DISTRICT	COMMISSIONER	MOTION	SECOND	AYE	NAY	PASS	PRESENT	ABSENT
10	Benefield, Delano			X			X	
9	Benefield, Ronald L.			X			X	
13	Brazier, Ray			X			X	
16	Brown, Anne N.			X			X	
6	Clifton, Bobby R.			X			X	
18	Doerflinger, Chuck			X			X	
7	Dryden, Jerry W.			X			X	
3	Gillespie, Dennis C.			X			X	
12	Hill, Richard L.	X		X			X	
11	Hyatt, Sandra K.			X			X	
2	Jackson, Chris D.			X			X	
4	Keener, Alan J.			X			X	
8	Niedergereses, Mark			X			X	
14	Putman, Jerry N.			X			X	
15	Robertson, Charles H.			X			X	
5	Sanders, John C., Jr.			X			X	
17	Wray, Joe R.			X			X	
1	Yocom, Wayne A.		X	X			X	
TOTAL				18	0	0	18	0

TYPE OF VOTE: Voice Roll Call

Comments:

RESOLUTION NO. 2008012208

RESOLUTION TO APPROVE REVISED HOLIDAYS FOR LAWRENCE COUNTY
GOVERNMENT

WHEREAS, Lawrence County Government traditionally observes certain holidays as set forth in the Lawrence County Personnel Manual.

THEREFORE, BE IT RESOLVED by the Lawrence County Legislative Body meeting in regular session this 22nd day of January, 2008, that the following list of holidays are hereby established by Lawrence County government for the calendar year 2008:

New Year's Day January 1
Martin Luther King, Jr., Day January 21
President's Day February 18
Good Friday March 21
Memorial Day May 26
Independence Day July 4
Labor Day September 1
Columbus Day October 13
Veterans Day November 11
Thanksgiving Day November 27 and 28
Christmas December 25 and 26

This Resolution shall take effect upon its passage, the public welfare requiring it.

PASSED this 22nd day of January, 2008.



JERRY DRYDEN, CHAIR



PAUL ROSSON, COUNTY EXECUTIVE

ATTEST:



CHUCK KIZER, COUNTY CLERK

SPONSOR: RICK HILL

RESOLUTION TO APPROVE REVISED HOLIDAYS FOR LAWRENCE COUNTY GOVERNMENT

DISTRICT	COMMISSIONER	MOTION	SECOND	AYE	NAY	PASS	PRESENT	ABSENT
10	Benefield, Delano			X			X	
9	Benefield, Ronald L.			X			X	
13	Brazier, Ray	X		X			X	
16	Brown, Anne N.			X			X	
6	Clifton, Bobby R.			X			X	
18	Doerflinger, Chuck			X			X	
7	Dyden, Jerry W.			X			X	
3	Gillespie, Dennis C.			X			X	
12	Hill, Richard L.			X			X	
11	Hyatt, Sandra K.			X			X	
2	Jackson, Chris D.			X			X	
4	Keener, Alan J.			X			X	
8	Niedergereses, Mark			X			X	
14	Putman, Jerry N.			X			X	
15	Robertson, Charles H.			X			X	
5	Sanders, John C., Jr.			X			X	
17	Wray, Joe R.			X			X	
1	Yocom, Wayne A.		X	X			X	
TOTAL				18	0	0	18	0

TYPE OF VOTE: Voice Roll Call

Comments:

RESOLUTION NO. 2008012209

RESOLUTION MANDATING ENERGY EFFICIENT LIGHTING
IN LAWRENCE COUNTY GOVERNMENT BUILDINGS

WHEREAS, in the United States 36 percent of all energy use is consumed by buildings. Moreover, building energy use represents 30 percent of the total green house gases emitted in the United States each year. Therefore, it is imperative that energy efficient practices are adhered to, specifically by local government municipalities.

WHEREAS, one step that can be taken is to employ more energy efficient lighting practices in all government buildings. Not only will this practice cut down on energy use, but will save the county money and set an example for the general public to follow.

NOW, THEREFORE, BE IT RESOLVED by the Lawrence County Legislative Body meeting in regular session this 22nd day of January, 2008, that all Lawrence County government buildings are to be lighted with only light bulbs and fixtures that have earned the government's ENERGY STAR qualification for energy efficiency.

This Resolution shall take effect upon its passage, the public welfare requiring it.

WITHDRAWN and rolled to next meeting this 22nd day of January, 2008.

JERRY DRYDEN, CHAIR
PAUL ROSSON, COUNTY EXECUTIVE
ATTEST: CHUCK KIZER, COUNTY CLERK

SPONSOR: CHRIS D. JACKSON

LAWRENCE COUNTY TN RESOLUTION NO: 2008012209

RESOLUTION MANDATING ENERGY EFFICIENT LIGHTING IN LAWRENCE COUNTY GOVERNMENT BUILDINGS

DISTRICT	COMMISSIONER	MOTION	SECOND	AYE	NAY	PASS	PRESENT	ABSENT
10	Benefield, Delano							
9	Benefield, Ronald L.							
13	Brazier, Ray							
16	Brown, Anne N.							
6	Clifton, Bobby R.							
18	Doerflinger, Chuck							
7	Dryden, Jerry W.							
3	Gillespie, Dennis C.							
12	Hill, Richard L.							
11	Hyatt, Sandra K.							
2	Jackson, Chris D.							
4	Keener, Alan J.							
8	Niedergereses, Mark							
14	Putman, Jerry N.							
15	Robertson, Charles H.							
5	Sanders, John C., Jr.							
17	Wray, Joe R.							
1	Yocom, Wayne A.							
TOTAL								

TYPE OF VOTE: Voice Roll Call

Comments:

Roll to next meeting

RESOLUTION NO. 2008012210

RESOLUTION TO ENCOURAGE THE LAWRENCE COUNTY SHERIFF'S DEPARTMENT
TO ENFORCE THE MOTOR VEHICLE PRIVILEGE TAX LAW FOR LAWRENCE
COUNTY AND THE STATE ANTI-LITTER LAWS

WHEREAS, under the provisions of Chapter 178 of the Private Acts of 1984, as amended by Chapter 21 of the Private Acts of 1987, Lawrence County has imposed a Motor Vehicle Privilege Tax, also known as the "Wheel Tax" in Lawrence County which is to apply to all residents who own motorized vehicles in Lawrence County; and

WHEREAS, there are some residents of Lawrence County who purchase automobile tags in other counties so as to avoid payment of the Wheel Tax.

WHEREAS, it is a crime against the people of the State of Tennessee for persons or entities to dispose of trash, garbage or waste along the streets, roadways and highways; and

WHEREAS, the streets, roadways and highways of Lawrence County are strewn with litter and other trash.

NOW, THEREFORE, BE IT RESOLVED by the Lawrence County Legislative Body meeting in regular session this 22nd day of January, 2008, that the Lawrence County Sheriff's Department is hereby encouraged to enforce the Lawrence County Motor Vehicle Privilege Tax ("Wheel Tax") and the State of Tennessee Anti-Litter Laws.

This Resolution shall take effect upon its passage, the public welfare requiring it.

PASSED this 22nd day of January, 2008.



JERRY DRYDEN, CHAIR



PAUL ROSSON, COUNTY EXECUTIVE

ATTEST:



CHUCK KIZER, COUNTY CLERK

SPONSOR: DENNY GILLESPIE

LAWRENCE COUNTY TN RESOLUTION NO: 2008012210

RESOLUTION TO ENCOURAGE THE LAWRENCE COUNTY SHERIFF'S
 DEPT TO ENFORCE THE MOTOR VEHICLE PRIVILEGE TAX LAW FOR
 LAWRENCE COUNTY AND THE STATE ANTI-LITTER LAWS

DISTRICT	COMMISSIONER	MOTION	SECOND	AYE	NAY	PASS	PRESENT	ABSENT
10	Benefield, Delano			X			X	
9	Benefield, Ronald L.			X			X	
13	Brazier, Ray			X			X	
16	Brown, Anne N.			X			X	
6	Clifton, Bobby R.			X			X	
18	Doerflinger, Chuck		X	X			X	
7	Dryden, Jerry W.			X			X	
3	Gillespie, Dennis C.			X			X	
12	Hill, Richard L.	X		X			X	
11	Hyatt, Sandra K.			X			X	
2	Jackson, Chris D.			X			X	
4	Keener, Alan J.			X			X	
8	Niedergereses, Mark			X			X	
14	Putman, Jerry N.			X			X	
15	Robertson, Charles H.			X			X	
5	Sanders, John C., Jr.			X			X	
17	Wray, Joe R.			X			X	
1	Yocom, Wayne A.			X			X	
TOTAL				18	0	0	18	0

TYPE OF VOTE: Voice Roll Call

Comments:

RESOLUTION NO. 2008012211

RESOLUTION TO VOICE SUPPORT FOR CHAD CHANCELLOR, THE RECENTLY
HIRED BUSINESS AND INDUSTRY DEVELOPER FOR THE LAWRENCE COUNTY
CHAMBER OF COMMERCE

WHEREAS, the Lawrence County Chamber of Commerce with the aid of Lawrence County, the City of Lawrenceburg and the Joint Economic and Community Development Board of Lawrence County has employed a new business and industrial developer, namely, Mr. Chad Chancellor; and

WHEREAS, it is the desire of the Lawrence County government for Mr. Chancellor to be successful in his endeavors on behalf of all Lawrence County citizens, businesses and industries.

NOW, THEREFORE, BE IT RESOLVED by the Lawrence County Legislative Body meeting in regular session this 22nd day of January, 2008, that the Lawrence County Legislative Body hereby confirms and acknowledges its support of Mr. Chancellor and expresses its desire to assist, aid, cooperate and collaborate in his endeavors to promote new and existing business and industry in Lawrence County.

This Resolution shall take effect upon its passage, the public welfare requiring it.

PASSED this 22nd day of January, 2008.



JERRY DRYDEN, CHAIR



PAUL ROSSON, COUNTY EXECUTIVE

ATTEST:



CHUCK KIZER, COUNTY CLERK

SPONSOR: JERRY PUTNAM and PAUL ROSSON

LAWRENCE COUNTY TN RESOLUTION NO: 2008012211

RESOLUTION TO VOICE SUPPORT FOR CHAD CHANCELLOR, THE RECENTLY HIRED BUSINESS AND INDUSTRY DEVELOPER FOR THE LAWRENCE COUNTY CHAMBER OF COMMERCE

DISTRICT	COMMISSIONER	MOTION	SECOND	AYE	NAY	PASS	PRESENT	ABSENT
10	Benefield, Delano			X			X	
9	Benefield, Ronald L.			X			X	
13	Brazier, Ray			X			X	
16	Brown, Anne N.			X			X	
6	Clifton, Bobby R.			X			X	
18	Doerflinger, Chuck			X			X	
7	Dryden, Jerry W.			X			X	
3	Gillespie, Dennis C.			X			X	
12	Hill, Richard L.			X			X	
11	Hyatt, Sandra K.			X			X	
2	Jackson, Chris D.			X			X	
4	Keener, Alan J.			X			X	
8	Niedergereses, Mark		X	X			X	
14	Putman, Jerry N.	X		X			X	
15	Robertson, Charles H.			X			X	
5	Sanders, John C., Jr.			X			X	
17	Wray, Joe R.			X			X	
1	Yocom, Wayne A.			X			X	
TOTAL				18	0	0	18	0

TYPE OF VOTE: Voice Roll Call

Comments:

RESOLUTION NO. 2008012212

RESOLUTION TO ELECT MEMBERS TO THE LAWRENCE COUNTY
BOARD OF EQUALIZATION

WHEREAS, pursuant to T.C.A. §67-1-401, the county legislative bodies are required to elect in even years for a term of two years five taxpayers who shall constitute a county Board of Equalization; and

WHEREAS, pursuant to T.C.A. §67-1-401, one member of said Board shall be appointed by the governing body of the City of Lawrenceburg.

NOW, THEREFORE, be it resolved by the Lawrence County Legislative Body meeting in regular session this 22nd day of January, 2008, that the following individuals are hereby elected to the Lawrence County Board of Equalization:

1. Sonny Brown
2. Willard Nash
3. Noah Shannon
4. Barbara T. Smith

This Resolution shall take effect upon its passage, the public welfare requiring it.

PASSED this 22nd day of January, 2008.



JERRY DRYDEN, CHAIR



PAUL ROSSON, COUNTY EXECUTIVE

ATTEST:



CHUCK KIZER, COUNTY CLERK

SPONSOR: PAUL ROSSON

LAWRENCE COUNTY TN RESOLUTION NO: 2008012212

RESOLUTION TO ELECT MEMBERS TO THE LAWRENCE COUNTY BOARD OF EQUALIZATION

DISTRICT	COMMISSIONER	MOTION	SECOND	AYE	NAY	PASS	PRESENT	ABSENT
10	Benefield, Delano			X			X	
9	Benefield, Ronald L.			X			X	
13	Brazier, Ray			X			X	
16	Brown, Anne N.			X			X	
6	Clifton, Bobby R.			X			X	
18	Doerflinger, Chuck			X			X	
7	Dryden, Jerry W.			X			X	
3	Gillespie, Dennis C.			X			X	
12	Hill, Richard L.			X			X	
11	Hyatt, Sandra K.			X			X	
2	Jackson, Chris D.			X			X	
4	Keener, Alan J.	X		X			X	
8	Niedergereses, Mark			X			X	
14	Putman, Jerry N.			X			X	
15	Robertson, Charles H.			X			X	
5	Sanders, John C., Jr.		X	X			X	
17	Wray, Joe R.			X			X	
1	Yocom, Wayne A.			X			X	
TOTAL				18	0	0	18	0

TYPE OF VOTE: Voice Roll Call

Comments:

RESOLUTION NO. 2008012213

RESOLUTION TO ELECT MEMBERS TO AGRICULTURAL EXTENSION COMMITTEE

WHEREAS, pursuant to T.C.A. §49-50-104 the county legislative body of all counties cooperating with the University of Tennessee Agricultural Extension Service is required to elect an Agricultural Extension Committee composed of seven members; and

WHEREAS, no member can serve more than three consecutive two year terms to said committee; and

WHEREAS, Danny Clark, Eloise Perry and Delano Benefield are current members of the committee and are subject to re-election.

NOW, THEREFORE, be it resolved by the Lawrence County Legislative Body meeting in regular session this 22nd day of January, 2008, that Danny Clark, Eloise Perry and Delano Benefield are hereby elected to the Agricultural Extension Committee for two year terms expiring in 2010.

This Resolution shall take effect upon its passage, the public welfare requiring it.

PASSED this 22nd day of January, 2008.


JERRY DRYDEN, CHAIR


PAUL ROSSON, COUNTY EXECUTIVE

ATTEST:


CHUCK KIZER, COUNTY CLERK

SPONSOR: PAUL ROSSON

RESOLUTION TO ELECT MEMBERS TO AGRICULTURAL EXTENSION
COMMITTEE

DISTRICT	COMMISSIONER	MOTION	SECOND	AYE	NAY	PASS	PRESENT	ABSENT
10	Benefield, Delano			X			X	
9	Benefield, Ronald L.			X			X	
13	Brazier, Ray			X			X	
16	Brown, Anne N.			X			X	
6	Clifton, Bobby R.			X			X	
18	Doerflinger, Chuck		X	X			X	
7	Dryden, Jerry W.			X			X	
3	Gillespie, Dennis C.			X			X	
12	Hill, Richard L.	X		X			X	
11	Hyatt, Sandra K.			X			X	
2	Jackson, Chris D.			X			X	
4	Keener, Alan J.			X			X	
8	Niedergereses, Mark			X			X	
14	Putman, Jerry N.			X			X	
15	Robertson, Charles H.			X			X	
5	Sanders, John C., Jr.			X			X	
17	Wray, Joe R.			X			X	
1	Yocom, Wayne A.			X			X	
TOTAL				18	0	0	18	0

TYPE OF VOTE: Voice Roll Call

Comments:

RESOLUTION NO. 2008012214

RESOLUTION TO RESTRICT DONATIONS TO THE LAWRENCE COUNTY OFFICE OF
VETERANS AFFAIRS TO BE USED FOR TRANSPORTATION EXPENSES

WHEREAS, the Veterans Affairs office for Lawrence County provides many services to our county's armed services veterans; and

WHEREAS, said office often receives donations to be used for the transportation services said office provides, however, unless such donations are specifically restricted to a special account to be used for transportation, such donations must be retained in the unreserved general fund for Lawrence County.

NOW, THEREFORE, be it resolved by the Lawrence County Legislative Body meeting in regular session this 22nd day of January, 2008, that any donations received by the Office of Veterans Affairs for Lawrence County shall be deposited into a special account to be used solely for transportation expenses; and

BE IT FURTHER RESOLVED the Director of Budget and Finance is directed to create such special reserve account.

This Resolution shall take effect upon its passage, the public welfare requiring it.

PASSED this 22nd day of January, 2008.




JERRY DRYDEN, CHAIR



PAUL ROSSON, COUNTY EXECUTIVE

ATTEST:



CHUCK KIZER, COUNTY CLERK

SPONSOR: PAUL ROSSON

RESOLUTION TO RESTRICT DONATIONS TO THE LAWRENCE COUNTY
OFFICE OF VETERANS AFFAIRS TO BE USED FOR TRANSPORTATION
EXPENSES

DISTRICT	COMMISSIONER	MOTION	SECOND	AYE	NAY	PASS	PRESENT	ABSENT
10	Benefield, Delano			X			X	
9	Benefield, Ronald L.		X	X			X	
13	Brazier, Ray			X			X	
16	Brown, Anne N.			X			X	
6	Clifton, Bobby R.			X			X	
18	Doerflinger, Chuck			X			X	
7	Dryden, Jerry W.			X			X	
3	Gillespie, Dennis C.	X		X			X	
12	Hill, Richard L.			X			X	
11	Hyatt, Sandra K.			X			X	
2	Jackson, Chris D.			X			X	
4	Keener, Alan J.			X			X	
8	Niedergereses, Mark			X			X	
14	Putman, Jerry N.			X			X	
15	Robertson, Charles H.			X			X	
5	Sanders, John C., Jr.			X			X	
17	Wray, Joe R.			X			X	
1	Yocom, Wayne A.			X			X	
TOTAL				18	0	0	18	0

TYPE OF VOTE: Voice Roll Call

Comments:

RESOLUTION NO. 2008012215


RESOLUTION TO AUTHORIZE LAMBERT EZELL DURHAM TO AWARD BIDS AND
ISSUE NOTICE TO PROCEED WITH THE RENOVATION OF THE COURTHOUSE
ANNEX

WHEREAS, Lambert Ezell Durham has received bids for the renovation of the Courthouse Annex and that said bids are within the estimates previously submitted for completion of the renovation.

NOW, THEREFORE, BE IT RESOLVED by the Lawrence County Legislative Body meeting in regular session this 22nd day of January, 2008, that Lambert Ezell Durham is hereby authorized and directed to award the bids to the lowest bidder and to give such bidder a notice to proceed with the renovation of the new Courthouse Annex.

This Resolution shall take effect upon its passage, the public welfare requiring it.

PASSED this 22nd day of January, 2008.



JERRY DRYDEN, CHAIR



PAUL ROSSON, COUNTY EXECUTIVE

ATTEST:



CHUCK KIZER, COUNTY CLERK

SPONSOR: PAUL ROSSON

LAWRENCE COUNTY TN RESOLUTION NO: 2008012215

RESOLUTION TO AUTHORIZE LAMBERT EZELL DURHAM TO AWARD BIDS
AND ISSUE NOTICE TO PROCEED WITH THE RENOVATION OF THE
COURTHOUSE ANNEX

DISTRICT	COMMISSIONER	MOTION	SECOND	AYE	NAY	PASS	PRESENT	ABSENT
10	Benefield, Delano			X			X	
9	Benefield, Ronald L.			X			X	
13	Brazier, Ray				X		X	
16	Brown, Anne N.			X			X	
6	Clifton, Bobby R.			X			X	
18	Doerflinger, Chuck		X	X			X	
7	Dryden, Jerry W.				X		X	
3	Gillespie, Dennis C.			X			X	
12	Hill, Richard L.				X		X	
11	Hyatt, Sandra K.				X		X	
2	Jackson, Chris D.			X			X	
4	Keener, Alan J.		X	X			X	
8	Niedergereses, Mark				X		X	
14	Putman, Jerry N.				X		X	
15	Robertson, Charles H.			X			X	
5	Sanders, John C., Jr.			X			X	
17	Wray, Joe R.			X			X	
1	Yocom, Wayne A.				X		X	
TOTAL				11	7	0	18	0

TYPE OF VOTE: Voice Roll Call

Comments:

RESOLUTION NO. 2008012216

RESOLUTION TO ELECT MEMBERS TO THE ECONOMIC DEVELOPMENT BOARD OF
LAWRENCE COUNTY

WHEREAS, by Resolution No. 11092899 the Lawrence County Legislative Body created the Economic Development Board of Lawrence County pursuant to T.C.A. §§ 13-16-204 and 7-53-102, and subsequently thereafter a corporate charter was filed with the Tennessee Secretary of State's office and members were elected to the Board of Directors of said corporation; and
WHEREAS, by Resolutions No. 11032800 and No. 09042700, as amended, the

Lawrence County Legislative Body authorized the conveyance of the property known as the Murray Test Base No. 1 which consists of approximately 102 acres and located on the western side of U.S. Highway 43 North in Lawrence County to be conveyed to the Economic Development Board of Lawrence County; and

WHEREAS, by Resolution No. 01040501, the Lawrence County Legislative Body created the Joint Economic Board of Lawrence County pursuant the Acts of 1998, Public Chapter 1101, as codified in T.C.A. § 6-58-114, for the purposes set forth in said statute and particularly to establish a comprehensive growth plan for Lawrence County; and

WHEREAS, in the past, there has been an apparently consolidation of the two Boards, however, by statute, the Economic Development Board of Lawrence County is prohibited from having public officers or employees on said Board and the current Joint Economic and Community Development Board has several public officers and/or public employees; and
WHEREAS, any errors need to be corrected in order that the Economic Development Board of Lawrence County is properly constituted.

NOW, THEREFORE, BE IT RESOLVED by the Lawrence County Legislative Body meeting in regular session this 22nd day of January, 2008, that the following persons, who are all duly qualified electors and taxpayers of Lawrence County, are hereby elected to the Economic Development Board of Lawrence County:

Barry Doss, 2 years Jim Parkes, 6 years
T.R. Williams, 2 years Karen Woodall, 6 years
Larry Brown, 4 years
Rick Lanning, 4 years
Dr. Michael Boyd, 4 years

BE IT FURTHER RESOLVED that any prior resolutions in conflict with this resolution are rescinded prospectively.

This Resolution shall take effect upon its passage, the public welfare requiring it.

PASSED this 22nd day of January, 2008.



JERRY DRYDEN, CHAIR



PAUL ROSSON, COUNTY EXECUTIVE

ATTEST:



CHUCK KIZER, COUNTY CLERK

SPONSOR: PAUL ROSSON

LAWRENCE COUNTY TN RESOLUTION NO: 2008012216

RESOLUTION TO ELECT MEMBERS TO THE ECONOMIC DEVELOPMENT BOARD OF LAWRENCE COUNTY

DISTRICT	COMMISSIONER	MOTION	SECOND	AYE	NAY	PASS	PRESENT	ABSENT
10	Benefield, Delano			X			X	
9	Benefield, Ronald L.				X		X	
13	Brazier, Ray				X		X	
16	Brown, Anne N.			X			X	
6	Clifton, Bobby R.			X			X	
18	Doerflinger, Chuck			X			X	
7	Dryden, Jerry W.			X			X	
3	Gillespie, Dennis C.				X		X	
12	Hill, Richard L.				X		X	
11	Hyatt, Sandra K.				X		X	
2	Jackson, Chris D.	X		X			X	
4	Keener, Alan J.			X			X	
8	Niedergereses, Mark		X	X			X	
14	Putman, Jerry N.			X			X	
15	Robertson, Charles H.			X			X	
5	Sanders, John C., Jr.			X			X	
17	Wray, Joe R.			X			X	
1	Yocom, Wayne A.			X			X	
TOTAL				13	5	0	18	0

TYPE OF VOTE: Voice Roll Call

Comments:

RESOLUTION NO. 2008012217

RESOLUTION TO AMEND BUDGET UPON SETTLEMENT OF LITIGATION PENDING
BEFORE THE TENNESSEE STATE BOARD OF EQUALIZATION CONCERNING
LAWRENCE COUNTY AND LAWRENCEBURG REDEVELOPMENT PARTNERS, LLC

WHEREAS, Lawrenceburg Redevelopment Partners, LLC (hereinafter "LRP"), an Indiana limited liability company, purchased what has been commonly known as the Murray, Inc. manufacturing facility (hereinafter the "Property"); and

WHEREAS, LRP has made a partial payment of the 2006 real property taxes for the Property and there remains a balance of \$186,985.90 plus interest; and

WHEREAS, LRP disputes the amount owed, claiming the Property was overvalued for 2006 tax purposes and although LRP failed to timely appeal the valuation of the Property, LRP has filed an action before the State Board of Equalization to adjust the valuation of the Property to an amount as reflected in the purchase price LRP paid for the Property; and

WHEREAS, there is also a petition before the Tennessee State Board of Equalization filed by LRP to reduce the valuation of the Property for the 2007 taxable year; and

WHEREAS, considering that litigation before the State Board of Equalization and any appeals to the courts of the State of Tennessee could take years before a final decision is reached and it would be of great benefit to the citizens of Lawrence County that the past and current real property taxes be paid; and

WHEREAS, by law such payments must be divided according to each fund's share, that is, \$1.24 to the General Fund, \$1.12 to Schools, \$0.39 to debt service and \$0.27 for highways, thus, the General Fund for 2006 past due tax should receive approximately \$76,775.67 plus the pro-rata share of interest pursuant to the rate set forth in T.C.A. 67-5-1512; and

WHEREAS, the Joint Economic and Community Development Board of Lawrence County is committed to economic development and support of local businesses, industries and the program of work to be developed by Chad Chancellor, the recently hired business and industry developer for the Lawrence County Chamber of Commerce.


NOW, THEREFORE, be it resolved by the Lawrence County Legislative Body meeting in regular session this 22nd day of January, 2008, that in the event LRP pays the remaining balance of the 2006 Lawrence County and City of Lawrenceburg real property taxes plus interest; dismisses its appeal to the Tennessee State Board of Equalization regarding the 2006 Lawrence County and/or City of Lawrenceburg real property taxes; and pays the 2007 Lawrence County and City of Lawrenceburg real property taxes based upon the valuation of the Property as determined by the Tennessee State Board of Equalization on or before February 28, 2008, the Lawrence County General Fund budget is hereby amended to provide that the General Fund's pro-rata share of the amount of the past due 2006 real property tax owed by LRP plus interest shall be contributed to the Joint Economic and Community Development Board for Lawrence County.

This Resolution shall take effect upon its passage, the public welfare requiring it.

PASSED this 22nd day of January, 2008.




JERRY DRYDEN, CHAIR



PAUL ROSSON, COUNTY EXECUTIVE

ATTEST:



CHUCK KIZER, COUNTY CLERK

SPONSOR: BUDGET COMMITTEE

LAWRENCE COUNTY TN RESOLUTION NO: 2008012217

RESOLUTION TO AMEND BUDGET UPON SETTLEMENT OF LITIGATION
 PENDING BEFORE THE TN STATE BOARD OF EQUALIZATION
 CONCERNING LAWRENCE COUNTY AND LAWRENCEBURG
 REDEVELOPMENT PARTNERS

DISTRICT	COMMISSIONER	MOTION	SECOND	AYE	NAY	PASS	PRESENT	ABSENT
10	Benefield, Delano			X			X	
9	Benefield, Ronald L.			X			X	
13	Brazier, Ray			X			X	
16	Brown, Anne N.			X			X	
6	Clifton, Bobby R.			X			X	
18	Doeflinger, Chuck			X			X	
7	Dryden, Jerry W.			X			X	
3	Gillespie, Dennis C.			X			X	
12	Hill, Richard L.			X			X	
11	Hyatt, Sandra K.			X			X	
2	Jackson, Chris D.			X			X	
4	Keener, Alan J.		X	X			X	
8	Niedergerges, Mark		X	X			X	
14	Putman, Jerry N.			X			X	
15	Robertson, Charles H.			X			X	
5	Sanders, John C., Jr.			X			X	
17	Wray, Joe R.			X			X	
1	Yocom, Wayne A.			X			X	
TOTAL				18	0	0	18	0

TYPE OF VOTE: Voice Roll Call

Comments:

LAWRENCE COUNTY COMMISSION
January 22, 2008 REGULAR SESSION
NOTARY LIST

Gail Walters
 Mary D. Jones
 Gemma Hill _____ Sureties: Mike Harris & Debra Smith
 Angela Moore
 Patricia E. Ayers
 Karen J. Risner

LAWRENCE COUNTY TN
 January 22, 2008 Regular Session
 NOTARIES

DISTRICT	COMMISSIONER	MOTION	SECOND	AYE	NAY	PASS	PRESENT	ABSENT
10	Benefield, Delano			X			X	
9	Benefield, Ronald L.			X			X	
13	Brazier, Ray			X			X	
16	Brown, Anne N.			X			X	
6	Clifton, Bobby R.			X			X	
18	Doerflinger, Chuck			X			X	
7	Dryden, Jerry W.			X			X	
3	Gillespie, Dennis C.			X			X	
12	Hill, Richard L.			X			X	
11	Hyatt, Sandra K.			X			X	
2	Jackson, Chris D.			X			X	
4	Keener, Alan J.			X			X	
8	Niedergheses, Mark			X			X	
14	Putman, Jerry N.			X			X	
15	Robertson, Charles H.			X			X	
5	Sanders, John C., Jr.	X		X			X	
17	Wray, Joe R.			X			X	
1	Yocom, Wayne A.		X	X			X	
TOTAL				18	0	0	18	0

TYPE OF VOTE: Voice Roll Call

Comments:

LAWRENCE COUNTY COMMISSION
January 22, 2008 Regular Session

ADJOURNMENT

DISTRICT	COMMISSIONER	MOTION	SECOND	AYE	NAY	PASS	PRESENT	ABSENT	
10	Benefield, Delano			X			X		
9	Benefield, Ronald L.			X			X		
13	Brazler, Ray			X			X		
16	Brown, Anne N.			X			X		
6	Clifton, Bobby R.			X			X		
18	Doerflinger, Chuck			X			X		
7	Dryden, Jerry W.			X			X		
3	Gillespie, Dennis C.	X		X			X		
12	Hill, Richard L.			X			X		
11	Hyatt, Sandra K.			X			X		
2	Jackson, Chris D.			X			X		
4	Keener, Alan J.			X			X		
8	Niedergereses, Mark			X			X		
14	Putman, Jerry N.			X			X		
15	Robertson, Charles H.			X			X		
5	Sanders, John C., Jr.			X			X		
17	Wray, Joe R.			X			X		
1	Yocom, Wayne A.		X	X			X		
				TOTAL	18	0	0	18	0

TYPE OF VOTE: Voice Roll Call

Comments: