

AGENDA  
TO THE LAWRENCE COUNTY BOARD OF COMMISSIONERS

SEPTEMBER 28, 1999

5:00 P.M.

CALL TO ORDER BY CHAIRMAN  
ROLL CALL  
INVOCATION PLEDGE

BI-MONTHLY FINANCIAL REPORT FISCAL AGENT  
BI-MONTHLY FINANCIAL REPORT SCHOOL SUPERINTENDENT  
REPORT OF THE RESOLUTION COMMITTEE

1. RESOLUTION #01092899  
Resolution to approve Financial Reports for County Officials.
2. RESOLUTION #02092899  
Resolution to approve agreement between the City of Lawrenceburg and Lawrence County allocating the Landfill assets and liabilities. (Sponsored by Utilities Committee)
3. RESOLUTION #03092899  
Resolution adopting system for the collection of past due Solid Waste Disposal Fees. (Exhibits A and B attached) (Sponsored by Utilities Committee)
4. RESOLUTION #04092899  
Resolution to approve maintenance agreement as proposed between the Lawrence County School Board and the Lawrence County Commission.
5. RESOLUTION #05092899  
Resolution approving the settlement agreement between the Lawrence County Commission and the Lawrence County Ambulance Service. (Sponsored by Budget Committee)
6. RESOLUTION #06092899  
Resolution changing the name of Nation Road to Larsen Road. ( Sponsored by Tommy Moore)
7. RESOLUTION #07092899  
Resolution to express appreciation for Lawrence County Citizens who help to pick up litter on county roadsides. (Sponsored by Spanky Green)
8. RESOLUTION #08092899  
Resolution ~~repealing~~ the Solid Waste Disposal Fee. (Sponsored by Jim Gabel)
9. RESOLUTION #09092899  
Resolution directing the School Board Liason Committee to work together with the School Board Building Committee to study the need for additional facilities at New Prospect School, Leoma School, E. O. Coffman School, and South Lawrence School. (Sponsored by Jerry Dryden)
10. RESOLUTION #10092899  
Resolution authorizing the Lawrence County Highway Department and the Lawrence County Sheriff's Department to remove political advertisement from county road right-of-ways. (Sponsored by Bob Moore and Barry Doss)
11. RESOLUTION #11092899  
Resolution authorizing the formation of an Industrial Development Corporation to Benefit Lawrence County. (Sponsored by Economic Development Committee)

12. RESOLUTION #12092899  
Resolution prohibiting the abandonment of stray animals in Lawrence County.  
(Sponsored by Henry Turner)
13. RESOLUTION #13092899  
Resolution amending the Lawrence County Personnel Policy Manual. ( Sponsored  
by Insurance and Benefits Committee)
14. RESOLUTION #14092899  
Resolution to adopt the attached budget and appropriations for the fiscal year  
beginning July 1, 1999. (Sponsored by Budget Committee)
15. RESOLUTION #15092899  
Resolution amending the Tax Levy in Lawrence County, Tennessee for the year  
beginning July 1, 1999. (Sponsored by Budget Committee)
16. RESOLUTION #16092899  
Resolution to approve distribution of wholesale beer tax, marriage license, and  
Interest.
17. RESOLUTION #17092899  
Resolution to authorize the distribution of Hotel-Motel Tax for the fiscal year ending  
June 30, 2000.
18. RESOLUTION #18092899  
Resolution to approve Non-Profit and Charitable Contributions.
19. RESOLUTION #19092899  
Resolution authorizing Issuance of Tax Anticipation Notes for the Lawrence County  
Maintenance Department. (Sponsored by Budget Committee)

NOTARIES

ELECT CHAIRMAN

ELECT CHAIRPERSON PRO TEMPORE

APPOINTMENT TO 911 BOARD MEMBER- JARVIS CURTIS

SPECIAL SPEAKERS: SHIRLEY PERRY-L.C.E.A., RON CATO- LAWRENCE  
COUNTY POWER SYSTEM

APPROVED:

  
\_\_\_\_\_  
STEVE HILL, COUNTY EXECUTIVE

  
\_\_\_\_\_  
JERRY DRYDEN, CHAIRMAN OF  
LAWRENCE COUNTY COMMISSION

ATTEST:

  
\_\_\_\_\_  
KENNETH WEATHERS, COUNTY CLERK

| RESOLUTION#  | CALL TO ORDER     | CHAIRMAN   | JERRY DRYDEN | MOTION | SECOND | AYE | NAY | PASS | PRESENT | ABSENT |
|--------------|-------------------|--|--------------|--------|--------|-----|-----|------|---------|--------|
|              | CALL TO ORDER     | CHAIRMAN   | JERRY DRYDEN |        |        |     |     |      |         |        |
|              | ROLL CALL         | KENNETH WEATHERS                                       |              |        |        |     |     |      |         |        |
|              | INVOCATION        | Franklin Burns   |              |        |        |     |     |      |         |        |
|              | PLEDGE            | Bob Moore  |              |        |        |     |     |      |         |        |
| 9th DISTRICT | BAILEY, JACKIE    | 762-3716   |              |        |        |     |     |      |         |        |
| 7th DISTRICT | BENEFIELD, RONALD | 411 6th St Lawrenceburg, TN<br>829-2358                |              |        |        |     |     | X    |         |        |
| 5th DISTRICT | BRAZIER, OLAN     | 91 Benefield LN Ethridge,<br>762-2679                  |              |        |        |     |     | X    |         |        |
| 9th DISTRICT | BUIE, JIM         | 175 Reed Patch Rd L'Burg<br>762-3167                   |              |        |        |     |     | X    |         |        |
| 6th DISTRICT | BURNS, FRANKLIN   | 508 8th St Lawrenceburg<br>964-3404                    |              |        |        |     |     | X    |         |        |
| 3rd DISTRICT | DOSS, BARRY       | 383 L'Burg Henryvill11 RD ETH<br>852-2221 762-1531     |              |        |        |     |     | X    |         |        |
| 4th DISTRICT | DRYDEN, JERRY     | 66 Shoally Br Rd Leoma<br>762-7118                     |              |        |        |     |     | X    |         |        |
| 1st DISTRICT | GABEL, JIM        | 12 Ingram Rd Leoma<br>852-2899                         |              |        |        |     |     | X    |         |        |
| 3rd DISTRICT | GOVEN, JIM        | 2773 Hwy 43 PO 176 Leoma<br>852-2297 762-1016          |              |        |        |     |     | X    |         |        |
| 2nd DISTRICT | GREEN, ROBERT L   | 114 Richardson Rd Leoma<br>853-6709                    |              |        |        |     |     | X    |         |        |
| 2nd DISTRICT | MOORE, BOB        | 404 N Military RD Box 224 Loretto<br>853-7221 766-1500 |              |        |        |     |     | X    |         |        |
| 5th DISTRICT | MOORE, W. T.      | 11 Samuel Ln Loretto<br>762-5501                       |              |        |        |     |     | X    |         |        |
| 4th DISTRICT | NIEDERGESES, MARK | 306 Pond Field Rd West Pt.<br>762-8078 752-3217        |              |        |        |     |     | X    |         |        |
| 6th DISTRICT | PERRY, TIM        | 4202 Marie Ln L'Burg<br>762-8007                       |              |        |        |     |     | X    |         |        |
| 1st DISTRICT | SHANNON KEVIN     | 1136 Ethridge Red Hill L'Burg<br>852-2870              |              |        |        |     |     | X    |         |        |
| 7th DISTRICT | TURNER, HENRY     | 2757 Hwy 43 S PO Box 87 Leoma<br>829-2490              |              |        |        |     |     | X    |         |        |
| 8th DISTRICT | WOODALL, GLENN E  | 37 Mint Spring Rd Ethridge<br>766-1040                 |              |        |        |     |     | X    |         |        |
| 8th DISTRICT | WRAY, JOE R.      | 1401 Hart Ave Lawrenceburg<br>762-7419                 |              |        |        |     |     | X    |         |        |
|              |                   | 1403 Beckham Lawrenceburg                              |              |        |        |     |     | X    |         |        |

Total commissioners present Eighteen (18)

Thereupon the Chairman declared a quorum and the following was had to-wit:

DATE September 28, 1999

| RESOLUTION#                              | MOTION  | SECOND | AYE | NAY | PASS | PRESENT | ABSENT |
|--|---|--------|-----|-----|------|---------|--------|
| BI MONTHLY FINANCIAL REPORT FISCAL AGENT |   |        |     |     |      |         |        |
| 9th DISTRICT<br>BAILEY, JACKIE           | 762-3716<br>411 6th St Lawrenceburg, TN       |        |     |     |      |         |        |
| 7th DISTRICT<br>BENEFIELD, RONALD        | 829-2358<br>91 Benefield LN Ethridge,         |        |     |     |      |         |        |
| 5th DISTRICT<br>BRAZIER, OLAN            | 762-2679<br>175 Reed Patch Rd L'Burg          |        |     |     |      |         |        |
| 9th DISTRICT<br>BUIE, JIM                | 762-3167<br>508 8th St Lawrenceburg           |        |     |     |      |         |        |
| 6th DISTRICT<br>BURNS, FRANKLIN          | 964-3404<br>383 L'Burg Henryvill RD ETH       |        |     |     |      |         |        |
| 3rd DISTRICT<br>DOSS, BARRY              | 852-2221<br>66 Shoally Br Rd Leoma            |        |     |     |      |         |        |
| 4th DISTRICT<br>DRYDEN, JERRY            | 762-7118<br>12 Ingram Rd Leoma                |        |     |     |      |         |        |
| 1st DISTRICT<br>GABEL, JIM               | 852-2899<br>2773 Hwy 43 PO 176 Leoma          |        |     |     |      |         |        |
| 3rd DISTRICT<br>GOWEN, JIM               | 852-2297<br>114 Richardson Rd Leoma           |        |     |     |      |         |        |
| 2nd DISTRICT<br>GREEN, ROBERT L          | 853-6709<br>404 N Military RD Box 224 Loretto | X      |     |     |      |         |        |
| 2nd DISTRICT<br>MOORE, BOB               | 853-7221<br>11 Samuel Ln Loretto              |        |     |     |      |         |        |
| 5th DISTRICT<br>MOORE, W. T.             | 762-5501<br>306 Pond Field Rd West Pt.        |        |     |     | X    |         |        |
| 4th DISTRICT<br>NIEDERGESES, MARK        | 762-8078<br>4202 Marie Ln L'Burg              |        |     |     |      |         |        |
| 6th DISTRICT<br>PERRY, TIM               | 762-8007<br>1136 Ethridge Red Hill L'Burg     |        |     |     |      |         |        |
| 1st DISTRICT<br>SHANNON KEVIN            | 852-2870<br>2757 Hwy 43 S PO Box 87 Leoma     |        |     |     |      |         |        |
| 7th DISTRICT<br>TURNER, HENRY            | 829-2490<br>37 Mint Spring Rd Ethridge        |        |     |     |      |         |        |
| 8th DISTRICT<br>WOODALL, GLENN E         | 766-1040<br>1401 Hart Ave Lawrenceburg        |        |     |     |      |         |        |
| 8th DISTRICT<br>WRAY, JOE R.             | 762-7419<br>1403 Beckham Lawrenceburg         |        |     |     |      |         |        |

Motion carried by a unanimous voice vote.

Total voting aye Eighteen (18)

DATE September 28, 1999

| RESOLUTION# |   | MOTION | SECOND | AYE | NAY | PASS | PRESENT | ABSENT |
|-------------|---|--------|--------|-----|-----|------|---------|--------|
|             | BI MONTHLY FINANCIAL REPORT SCHOOL SUPERINTENDENT                               |        |        |     |     |      |         |        |
|             | 9th DISTRICT<br>BAILEY, JACKIE<br>762-3716<br>411 6th St Lawrenceburg, TN       |        |        |     |     |      |         |        |
|             | 7th DISTRICT<br>BENEFIELD, RONALD<br>829-2358<br>91 Benefield LN Ethridge,      |        |        |     |     |      |         |        |
|             | 5th DISTRICT<br>BRAZIER, OLAN<br>762-2679<br>175 Reed Patch Rd L'Burg           |        |        |     |     |      |         |        |
|             | 9th DISTRICT<br>BUIE, JIM<br>762-3167<br>508 8th St Lawrenceburg                |        |        |     |     |      |         |        |
|             | 6th DISTRICT<br>BURNS, FRANKLIN<br>964-3404<br>383 L'Burg Henryvill RD ETH      |        |        |     |     |      |         |        |
|             | 3rd DISTRICT<br>DOSS, BARRY<br>852-2221 762-1531<br>66 Shoally Br Rd Leoma      |        |        |     |     |      |         |        |
|             | 4th DISTRICT<br>DRYDEN, JERRY<br>762-7118<br>12 Ingram Rd Leoma                 |        |        |     |     |      |         |        |
|             | 1st DISTRICT<br>GABEL, JIM<br>852-2899<br>2773 Hwy 43 PO 176 Leoma              |        |        |     |     |      |         |        |
|             | 3rd DISTRICT<br>GOWEN, JIM<br>852-2297 762-1016<br>114 Richardson Rd Leoma      |        |        |     |     |      |         |        |
|             | 2nd DISTRICT<br>GREEN, ROBERT L<br>853-6709<br>404 N Military RD Ex-224 Loretto | X      |        |     |     |      |         |        |
|             | 2nd DISTRICT<br>MOORE, BOB<br>853-7221 766-1500<br>11 Samuel Ln Loretto         |        |        |     |     |      |         |        |
|             | 5th DISTRICT<br>MOORE, W. T.<br>762-5501<br>306 Pond Field Rd West Pt.          |        | X      |     |     |      |         |        |
|             | 4th DISTRICT<br>NIEDERGESES, MARK<br>762-8078 752-3217<br>4202 Marie Ln L'Burg  |        |        |     |     |      |         |        |
|             | 6th DISTRICT<br>PERRY, TIM<br>762-8007<br>1136 Ethridge Red Hill L'Burg         |        |        |     |     |      |         |        |
|             | 1st DISTRICT<br>SHANNON KEVIN<br>852-2870<br>2757 Hwy 43 S PO Box 87 Leoma      |        |        |     |     |      |         |        |
|             | 7th DISTRICT<br>TURNER, HENRY<br>829-2490<br>37 Mint Spring Rd Ethridge         |        |        |     |     |      |         |        |
|             | 8th DISTRICT<br>WOODALL, GLENN E<br>766-1040<br>1401 Hart Ave Lawrenceburg      |        |        |     |     |      |         |        |
|             | 8th DISTRICT<br>WRAY, JOE R.<br>762-7419<br>1403 Beckham Lawrenceburg           |        |        |     |     |      |         |        |

Motion carried by a unanimous voice vote.

Total voting aye Eighteen (18)

DATE September 28, 1999

REPORT OF THE RESOLUTION COMMITTEE

TO THE LAWRENCE COUNTY BOARD OF COMMISSIONERS  
LAWRENCE COUNTY, TENNESSEE

SEPTEMBER 28, 1999

WE THE RESOLUTION COMMITTEE, RESPECTFULLY REPORT THAT AS SUCH COMMITTEE, IN ACCORDANCE WITH RESOLUTION OF THE COURT WHICH CREATED AND PRESCRIBED THE FUNCTIONS OF THE COMMITTEE, MET RECEIVED, EXAMINED AND HEREBY REPORT TO THE COURT FOR ITS CONSIDERATION AT THIS TERM WITHOUT SUSPENSION OF THE RULES, CERTAIN RESOLUTIONS HERETO ATTACHED, FILLED IN THE OFFICE OF THE COUNTY EXECUTIVE WHEN THE COMMITTEE MET FOURTEEN (14) DAYS BEFORE THE TERM OF THE FOLLOWING SUBJECT, TO WIT:

1. RESOLUTION #01092899  
Resolution to approve Financial Reports for County Officials.
2. RESOLUTION #02092899  
Resolution to approve agreement between the City of Lawrenceburg and Lawrence County allocating the Landfill assets and liabilities. (Sponsored by Utilities Committee)
3. RESOLUTION #03092899  
Resolution adopting system for the collection of past due Solid Waste Disposal Fees. (Exhibits A and B attached) (Sponsored by Utilities Committee)
4. RESOLUTION #04092899  
Resolution to approve maintenance agreement as proposed between the Lawrence County School Board and the Lawrence County Commission.
5. RESOLUTION #05092899  
Resolution approving the settlement agreement between the Lawrence County Commission and the Lawrence County Ambulance Service. (Sponsored by Budget Committee)
6. RESOLUTION #06092899  
Resolution changing the name of Nation Road to Larsen Road. (Sponsored by Tommy Moore)
7. RESOLUTION #07092899  
Resolution to express appreciation for Lawrence County Citizens who help to pick up litter on county roadsides. (Sponsored by Spanky Green)
8. RESOLUTION #08092899  
Resolution repealing the Solid Waste Disposal Fee. (Sponsored by Jim Gabel)
9. RESOLUTION #09092899  
Resolution directing the School Board Liason Committee to work together with the School Board Building Committee to study the need for additional facilities at New Prospect School, Leoma School, E. O. Coffman School, and South Lawrence School. (Sponsored by Jerry Dryden)
10. RESOLUTION #10092899  
Resolution authorizing the Lawrence County Highway Department and the Lawrence County Sheriff's Department to remove political advertisement from county road right-of-ways. (Sponsored by Bob Moore and Barry Doss)
11. RESOLUTION #11092899  
Resolution authorizing the formation of an Industrial Development Corporation to Benefit Lawrence County. (Sponsored by Economic Development Committee)

12. RESOLUTION #12092899  
Resolution prohibiting the abandonment of stray animals in Lawrence County.  
(Sponsored by Henry Turner)
13. RESOLUTION #13092899  
Resolution amending the Lawrence County Personnel Policy Manual. ( Sponsored  
by Insurance and Benefits Committee)
14. RESOLUTION #14092899  
Resolution to adopt the attached budget and appropriations for the fiscal year  
beginning July 1, 1999. )Sponsored by Budget Committee)
15. RESOLUTION #15092899  
Resolution amending the Tax Levy in Lawrence County, Tennessee for the year  
beginning July 1, 1999. (Sponsored by Budget Committee)
16. RESOLUTION #16092899  
Resolution to approve distribution of wholesale beer tax, marriage license, and  
Interest.
17. RESOLUTION #17092899  
Resolution to authorize the distribution of Hotel-Motel Tax for the fiscal year ending  
June 30, 2000.
18. RESOLUTION #18092899  
Resolution to approve Non-Profit and Charitable Contributions.
19. RESOLUTION #19092899  
Resolution authorizing Issuance of Tax Anticipation Notes for the Lawrence County  
Maintenance Department. (Sponsored by Budget Committee)

NOTARIES


ELECT CHAIRMAN

ELECT CHAIRPERSON PRO TEMPORE

APPOINTMENT TO 911 BOARD MEMBER- JARVIS CURTIS

SPECIAL SPEAKERS: SHIRLEY PERRY-L.C.E.A., RON CATO- LAWRENCE  
COUNTY POWER SYSTEM

SUBMITTED THIS 28<sup>TH</sup> DAY OF 1999 SEPTEMBER TERM

  
TIM A. PERRY

JIM BUIE

  
JOE WRAY

  
GLENN E. WOODALL

KEVIN R. SHANNON

| RESOLUTION#                                   | MOTION                                       | SECOND | AYE | NAY | PASS | PRESENT | ABSENT |
|---|--|--------|-----|-----|------|---------|--------|
| REPORT OF THE RESOLUTION COMMITTEE            |  |        |     |     |      |         |        |
| Move election of Chairman & Pro tem to first. |  |        |     |     |      |         |        |
| 9th DISTRICT<br>BAILEY, JACKIE                | 762-3716<br>411 6th St Lawrenceburg, TN      |        |     |     |      |         |        |
| 7th DISTRICT<br>BENEFIELD, RONALD             | 829-2358<br>91 Benefield LN Ethridge,        |        |     |     |      |         |        |
| 5th DISTRICT<br>BRAZIER, OLAN                 | 762-2679<br>175 Reed Patch Rd L'Burg         |        |     |     |      |         |        |
| 9th DISTRICT<br>BUIE, JIM                     | 762-3167<br>508 8th St Lawrenceburg          |        |     |     |      |         |        |
| 6th DISTRICT<br>BURNS, FRANKLIN               | 964-3404<br>383 L'Burg Henryvill RD ETH      |        |     |     |      |         |        |
| 3rd DISTRICT<br>DOSS, BARRY                   | 852-2221<br>66 Shoally Br Rd Leoma           |        |     |     |      |         |        |
| 4th DISTRICT<br>DRYDEN, JERRY                 | 762-7118<br>12 Ingram Rd Leoma               |        |     |     |      |         |        |
| 1st DISTRICT<br>GABEL, JIM                    | 852-2899<br>2773 Hwy 43 PO 176 Leoma         |        |     |     |      |         |        |
| 3rd DISTRICT<br>GOWEN, JIM                    | 852-2297<br>114 Richardson Rd Leoma          |        |     |     |      |         |        |
| 2nd DISTRICT<br>GREEN, ROBERT L               | 853-6709<br>404 N Military RD Ex:224 Loretto |        |     |     |      |         | X      |
| 2nd DISTRICT<br>MOORE, BOB                    | 853-7221<br>11 Samuel Ln Loretto             |        |     |     |      |         |        |
| 5th DISTRICT<br>MOORE, W. T.                  | 762-5501<br>306 Pond Field Rd West Pt.       |        |     |     |      |         |        |
| 4th DISTRICT<br>NIEDERGESES, MARK             | 762-8078<br>4202 Marie Ln L'Burg             |        |     |     |      |         |        |
| 6th DISTRICT<br>PERRY, TIM                    | 762-8007<br>1136 Ethridge Red Hill L'Burg    |        |     |     |      |         |        |
| 1st DISTRICT<br>SHANNON KEVIN                 | 852-2870<br>2757 Hwy 43 S PO Box 87 Leoma    |        |     |     |      |         |        |
| 7th DISTRICT<br>TURNER, HENRY                 | 829-2490<br>37 Mint Spring Rd Ethridge       |        |     |     |      |         |        |
| 8th DISTRICT<br>WOODALL, GLENN E              | 766-1040<br>1401 Hart Ave Lawrenceburg       |        |     |     |      |         | X      |
| 8th DISTRICT<br>WRAY, JOE R.                  | 762-7419<br>1403 Beckham Lawrenceburg        |        |     |     |      |         |        |

Motion to approve the committee report and the changes was carried by a unanimous voice vote.

Total voting aye Eighteen (18)

DATE September 28, 1999



RESOLUTION # \_\_\_\_\_

**RESOLUTION TO ELECT THE CHAIRMAN OF THE COUNTY COMMISSION**

**NOW, THEREFORE BE IT RESOLVED** by the Lawrence County Board of


Commissioners meeting in special session this 28th day of September, 1999, elect Steve Hill as  
Chairman of the County Commission.

**SIGNED** this 28th day of September, 1999.

APPROVED:

  
\_\_\_\_\_  
STEVE HILL, COUNTY EXECUTIVE

ATTEST:

  
\_\_\_\_\_  
KENNETH WEATHERS  
COUNTY COURT CLERK

JANE M. JENNINGS  
ATTORNEY AT LAW  
231 MAHER AVENUE  
LAWRENCEBURG, TN 38464

| RESOLUTION#                                  | MOTION   | SECOND | AYE | NAY | PASS | PRESENT | ABSENT |
|--|--|--------|-----|-----|------|---------|--------|
| Elect a Chairman                             |  |        |     |     |      |         |        |
| County Executive Steve Hill elected Chairman |  |        |     |     |      |         |        |
| 9th DISTRICT<br>BAILEY, JACKIE               | 762-3716   |        |     |     |      |         |        |
| 7th DISTRICT<br>BENEFIELD, RONALD            | 411 6th St Lawrenceburg, TN<br>829-2358                |        |     |     |      |         |        |
| 5th DISTRICT<br>BRAZIER, OLAN                | 91 Benefield LN Ethridge,<br>762-2679                  |        |     |     |      |         |        |
| 9th DISTRICT<br>BUIE, JIM                    | 175 Reed Patch Rd L' Burg<br>762-3167                  |        |     |     |      |         |        |
| 6th DISTRICT<br>BURNS, FRANKLIN              | 508 8th St Lawrenceburg<br>964-3404                    |        |     |     |      |         |        |
| 3rd DISTRICT<br>DOSS, BARRY                  | 383 L' Burg Henryvill RD ETH<br>852-2221 762-1531      |        |     |     |      |         |        |
| 4th DISTRICT<br>DRYDEN, JERRY                | 66 Shoally Br Rd Leoma<br>762-7118                     | X      |     |     |      |         |        |
| 1st DISTRICT<br>GABEL, JIM                   | 12 Ingram Rd Leoma<br>852-2899                         |        |     |     |      |         |        |
| 3rd DISTRICT<br>GOWEN, JIM                   | 2773 Hwy 43 PO 176 Leoma<br>852-2297 762-1016          |        |     |     |      |         |        |
| 2nd DISTRICT<br>GREEN, ROBERT L              | 114 Richardson Rd Leoma<br>853-6709                    |        |     |     |      |         |        |
| 2nd DISTRICT<br>MOORE, BOB                   | 404 N Military RD Box 224 Loretto<br>853-7221 766-1500 | X      |     |     |      |         |        |
| 5th DISTRICT<br>MOORE, W. T.                 | 11 Samuel Ln Loretto<br>762-5501                       |        |     |     |      |         |        |
| 4th DISTRICT<br>NIEDERGESES, MARK            | 306 Pond Field Rd West Pt.<br>762-8078 752-3217        |        |     |     |      |         |        |
| 6th DISTRICT<br>PERRY, TIM                   | 4202 Marie Ln L' Burg<br>762-8007                      |        |     |     |      |         |        |
| 1st DISTRICT<br>SHANNON KEVIN                | 1136 Ethridge Red Hill L' Burg<br>852-2870             |        |     |     |      |         |        |
| 7th DISTRICT<br>TURNER, HENRY                | 2757 Hwy 43 S PO Box 87 Leoma<br>829-2490              |        |     |     |      |         |        |
| 8th DISTRICT<br>WOODALL, GLENN E             | 37 Mint Spring Rd Ethridge<br>766-1040                 |        |     |     |      |         |        |
| 8th DISTRICT<br>WRAY, JOE R.                 | 1401 Hart Ave Lawrenceburg<br>762-7419                 |        |     |     |      |         |        |
|  | 1403 Beckham Lawrenceburg                              |        |     |     |      |         |        |

Barry Doss nominated, Steve Hill, Second by Robert Green.

Olan Brazier nominated Jerry Dryden, no second. Dryden removed his name.

Motion by Bob Moore that the nomination cease, second by Jim Buie.

Motion to elect Hill carried by a unanimous voice vote.

DATE September 28, 1999

RESOLUTION # \_\_\_\_\_

**RESOLUTION TO ELECT CHAIRMAN PRO TEMPORE**

**NOW, THEREFORE BE IT RESOLVED** by the Lawrence County Board of Commissioners meeting in special session this 28th day of September, 1999, elect Jerry Dryden as Chairman Pro Tempore of the County Commission.

**SIGNED** this 28th day of September, 1999.

APPROVED:

\_\_\_\_\_  
STEVE HILL, COUNTY EXECUTIVE

ATTEST:

  
\_\_\_\_\_  
KENNETH WEATHERS  
COUNTY COURT CLERK

JANE M. JENNINGS  
ATTORNEY AT LAW  
231 MAHR AVENUE  
LAWRENCEBURG, TN 38464

| RESOLUTION#                                 | MOTION                           | SECOND | AYE | NAY | PASS | PRESENT | ABSENT |
|---|----------------------------------|--------|-----|-----|------|---------|--------|
| Elect Chairperson Pro Tempore               |                                  |        |     |     |      |         |        |
| Jerry Dryden elected Chairperson ProTempore |                                  |        |     |     |      |         |        |
| 9th DISTRICT                                | 762-3716                         |        |     |     |      |         |        |
| BAILEY, JACKIE                              | 411 6th St Lawrenceburg, TN      |        |     |     |      |         |        |
| 7th DISTRICT                                | 829-2358                         |        |     |     |      |         |        |
| BENEFIELD, RONALD                           | 91 Benefield LN Ethridge,        |        |     |     |      |         |        |
| 5th DISTRICT                                | 762-2679                         |        |     |     |      |         |        |
| BRAZIER, OLAN                               | 175 Reed Patch Rd L' Burg        |        |     |     |      |         |        |
| 9th DISTRICT                                | 762-3167                         |        |     |     |      |         |        |
| BUIE, JIM                                   | 508 8th St Lawrenceburg          |        |     |     |      |         |        |
| 6th DISTRICT                                | 964-3404                         |        |     |     |      |         |        |
| BURNS, FRANKLIN                             | 383 L' Burg Henryvill RD ETH     |        |     |     |      |         |        |
| 3rd DISTRICT                                | 852-2221 762-1531                |        |     |     |      |         |        |
| BOSS, BARRY                                 | 66 Shoally Br Rd Leoma           |        |     |     |      |         |        |
| 4th DISTRICT                                | 762-7118                         |        |     |     |      |         |        |
| DRYDEN, JERRY                               | 12 Ingram Rd Leoma               |        |     |     |      |         |        |
| 1st DISTRICT                                | 852-2899                         |        |     |     |      |         |        |
| SABEL, JIM                                  | 2773 Hwy 43 PO 176 Leoma         |        |     |     |      |         |        |
| 3rd DISTRICT                                | 852-2297 762-1016                |        |     |     |      |         |        |
| BOWEN, JIM                                  | 114 Richardson Rd Leoma          |        |     |     |      |         |        |
| 2nd DISTRICT                                | 853-6709                         |        |     |     |      |         |        |
| GREEN, ROBERT L                             | 404 N Military RD Rm 224 Loretto |        |     |     |      |         |        |
| 2nd DISTRICT                                | 853-7221 766-1500                |        |     |     |      |         |        |
| MOORE, BOB                                  | 11 Samuel Ln Loretto             |        |     |     |      |         |        |
| 5th DISTRICT                                | 762-5501                         |        |     |     |      |         |        |
| MOORE, W. T.                                | 306 Pond Field Rd West Pt.       |        |     |     |      |         |        |
| 4th DISTRICT                                | 762-8078 752-3217                |        |     |     |      |         |        |
| BIEDERGESES, MARK                           | 4202 Marie Ln L' Burg            |        |     |     |      |         |        |
| 6th DISTRICT                                | 762-8007                         |        |     |     |      |         |        |
| FERRY, TIM                                  | 1136 Ethridge Red Hill L' Burg   |        |     |     |      |         |        |
| 1st DISTRICT                                | 852-2870                         |        |     |     |      |         |        |
| SHANNON KEVIN                               | 2757 Hwy 43 PO Box 87 Leoma      |        |     |     |      |         |        |
| 7th DISTRICT                                | 829-2490                         |        |     |     |      |         |        |
| TURNER, HENRY                               | 37 Mint Spring Rd Ethridge       |        |     |     |      |         |        |
| 8th DISTRICT                                | 766-1040                         |        |     |     |      |         |        |
| WOODALL, GLENN E                            | 1401 Hart Ave Lawrenceburg       |        |     |     |      |         |        |
| 8th DISTRICT                                | 762-7419                         |        |     |     |      |         |        |
| WRAY, JOE R.                                | 1403 Beckham Lawrenceburg        |        |     |     |      |         |        |

Robert Green nominated Jerry Dryden, second by W. T. Moore.  
W. T. Moore made the motion that the nomination cease, second by Robert Green.  
Motion to elect Jerry Dryden carried by a unanimous voice vote.

DATE September 28, 1999


RESOLUTION #01092899

**RESOLUTION TO APPROVE FINANCIAL REPORTS OF COUNTY OFFICIALS**

**NOW, THEREFORE, BE IT RESOLVED** by the Lawrence County Board of Commissioners meeting in regular session this 28<sup>th</sup> day of September, 1999, approve the Lawrence County officials' financial report, which are attached hereto.

**ADOPTED** this 28<sup>th</sup> day of September, 1999.

APPROVED:

  
\_\_\_\_\_  
STEVE HILL, COUNTY EXECUTIVE

  
\_\_\_\_\_  
JERRY DRYDEN, CHAIRMAN OF  
LAWRENCE COUNTY COMMISSION

ATTEST:

  
\_\_\_\_\_  
KENNETH WEATHERS  
COUNTY CLERK

RESOLUTION# 01092899

Resolution to approve Financial Reports for  
County Officials.

|  | MOTION | SECOND | AYE | NAY | PASS | PRESENT | ABSENT |
|--|--------|--------|-----|-----|------|---------|--------|
| 9th DISTRICT<br>BAILEY, JACKIE<br>762-3716<br>411 6th St Lawrenceburg, TN        |        |        |     |     |      |         |        |
| 7th DISTRICT<br>BENEFIELD, RONALD<br>829-2358<br>91 Benefield LN Ethridge,       |        |        |     |     |      |         |        |
| 5th DISTRICT<br>BRAZIER, OLAN<br>762-2679<br>175 Reed Patch Rd L'Burg            |        |        |     |     |      |         |        |
| 9th DISTRICT<br>BUIE, JIM<br>762-3167<br>508 8th St Lawrenceburg                 |        |        |     |     |      |         |        |
| 6th DISTRICT<br>BURNS, FRANKLIN<br>964-3404<br>383 L'Burg Henryvill RD ETH       |        | X      |     |     |      |         |        |
| 3rd DISTRICT<br>DOSS, BARRY<br>852-2221 762-1531<br>66 Shoally Br Rd Leoma       |        |        |     |     |      |         |        |
| 4th DISTRICT<br>DRYDEN, JERRY<br>762-7118<br>12 Ingram Rd Leoma                  |        |        |     |     |      |         |        |
| 1st DISTRICT<br>GABEL, JIM<br>852-2899<br>2773 Hwy 43 PO 176 Leoma               |        |        |     |     |      |         |        |
| 3rd DISTRICT<br>GOWEN, JIM<br>852-2297 762-1016<br>114 Richardson Rd Leoma       |        |        |     |     |      |         |        |
| 2nd DISTRICT<br>GREEN, ROBERT L<br>853-6709<br>404 N Military RD Box 224 Loretto |        |        |     |     |      | X       |        |
| 2nd DISTRICT<br>MOORE, BOB<br>853-7221 766-1500<br>11 Samuel Ln Loretto          |        |        |     |     |      |         |        |
| 5th DISTRICT<br>MOORE, W. T.<br>762-5501<br>306 Pond Field Rd West Pt.           |        |        |     |     |      |         |        |
| 4th DISTRICT<br>NIEDERGESES, MARK<br>762-8078 752-3217<br>4202 Marie Ln L'Burg   |        |        |     |     |      |         |        |
| 6th DISTRICT<br>PERRY, TIM<br>762-8007<br>1136 Ethridge Red Hill L'Burg          |        |        |     |     |      |         |        |
| 1st DISTRICT<br>SHANNON KEVIN<br>852-2870<br>2757 Hwy 43 S PO Box 87 Leoma       |        |        |     |     |      |         |        |
| 7th DISTRICT<br>TURNER, HENRY<br>829-2490<br>37 Mint Spring Rd Ethridge          |        |        |     |     |      |         |        |
| 8th DISTRICT<br>WOODALL, GLENN E<br>766-1040<br>1401 Hart Ave Lawrenceburg       |        |        |     |     |      |         |        |
| 8th DISTRICT<br>WRAY, JOE R.<br>762-7419<br>1403 Beckham Lawrenceburg            |        |        |     |     |      |         |        |

Motion carried by a unanimous voice vote.

DATE September 28, 1999

**RESOLUTION # 02092899**

**RESOLUTION TO APPROVE AGREEMENT BETWEEN THE CITY OF LAWRENCEBURG AND LAWRENCE COUNTY ALLOCATING THE LANDFILL ASSETS AND LIABILITIES**

**WHEREAS**, the County of Lawrence and the City of Lawrenceburg entered into an Interlocal Agreement for the joint and cooperative operation and maintenance of a solid waste and collection disposal system on October 20, 1986; and

**WHEREAS**, such joint and cooperative effort has terminated; and

**WHEREAS**, Lawrence County has now assumed responsibility for the ongoing operation of a solid waste disposal system for Lawrence County citizens; and

**WHEREAS**, the disposition of certain assets acquired during the existence of the Interlocal Agreement has yet to be resolved; and

**WHEREAS**, certain liabilities including closure and post-closure costs have not yet been allocated between the City and the County.

**NOW, THEREFORE, BE IT RESOLVED** by the legislative body of Lawrence County meeting in regular session this 28th day of September, 1999 that Steve Hill, County Executive of Lawrence County, be authorized to execute an agreement with the City of Lawrenceburg regarding the disposition of the following assets and liabilities:

1. The City of Lawrenceburg will equally share with Lawrence County any post-closure liability for toxic cleanup, should any liability arise, in regard to the landfill.
2. The City of Lawrenceburg will relinquish all title to the real property and other assets located at the landfill and such real property and other assets shall be titled in Lawrence County.
3. The City of Lawrenceburg will provide fill dirt for the landfill in exchange for the agreement to provide forty (40) acres of land to the County as set out in the 1988 amendment.
4. Lawrence County will assume closure costs (through the disposal fees) assuming the disposal fee continues to be in effect.
5. Lawrence County will assume all responsibility for post-closure costs of the landfill except for the fifty (50%) percent of post-closure liability allocated to the City of

Lawrenceburg as set out in Item 1.


JANE M. JENNINGS  
ATTORNEY AT LAW  
201 N. MAIN ST.  
LAWRENCEBURG, TN 38464

6. Any monetary amounts owed by the City of Lawrenceburg, if any, to Lawrence County will be forgiven under the terms of this agreement.


7. After execution, a copy of such agreement shall be filed in the County Clerk's Office and shall be submitted to the Solid Waste Regional Planning Board.

This resolution shall take effect upon its adoption and approval.

APPROVED:

  
\_\_\_\_\_  
STEVE HILL, COUNTY EXECUTIVE

ATTEST:

  
\_\_\_\_\_  
KENNETH WEATHERS  
COUNTY COURT CLERK



RESOLUTION# 02092899

Approve agreement between the City of Lawrenceburg and Lawrence County allocating the Landfill assets and liabilities.

|  | MOTION | SECOND | AYE | NAY | PASS | PRESENT | ABSENT |
|--|--------|--------|-----|-----|------|---------|--------|
| 9th DISTRICT<br>BAILEY, JACKIE<br>762-3716<br>411 6th St Lawrenceburg, TN        |        |        |     |     |      |         |        |
| 7th DISTRICT<br>BENEFIELD, RONALD<br>829-2358<br>91 Benefield LN Ethridge,       |        |        |     |     |      |         |        |
| 5th DISTRICT<br>BRAZIER, OLAN<br>762-2679<br>175 Reed Patch Rd L'Burg            |        |        |     |     |      |         |        |
| 9th DISTRICT<br>BUIE, JIM<br>762-3167<br>508 8th St Lawrenceburg                 |        |        |     |     |      |         |        |
| 6th DISTRICT<br>BURNS, FRANKLIN<br>964-3404<br>383 L'Burg Henryvill RD ETH       |        |        |     |     |      |         |        |
| 3rd DISTRICT<br>DOSS, BARRY<br>852-2221 762-1531<br>66 Shoally Br Rd Leoma       | X      |        |     |     |      |         |        |
| 4th DISTRICT<br>DRYDEN, JERRY<br>762-7118<br>12 Ingram Rd Leoma                  |        |        |     |     |      |         |        |
| 1st DISTRICT<br>GABEL, JIM<br>852-2899<br>2773 Hwy 43 PO 176 Leoma               |        |        |     |     |      |         |        |
| 3rd DISTRICT<br>GOWEN, JIM<br>852-2297 762-1016<br>114 Richardson Rd Leoma       |        |        |     |     |      |         |        |
| 2nd DISTRICT<br>GREEN, ROBERT L<br>853-6709<br>404 N Military RD Box 224 Loretto |        |        |     |     |      |         |        |
| 2nd DISTRICT<br>MOORE, BOB<br>853-7221 766-1500<br>11 Samuel Ln Loretto          |        |        |     |     |      |         |        |
| 5th DISTRICT<br>MOORE, W. T.<br>762-5501<br>306 Pond Field Rd West Pt.           |        |        |     |     |      |         |        |
| 4th DISTRICT<br>NIEDERGESES, MARK<br>762-8078 752-3217<br>4202 Marie Ln L'Burg   |        |        |     |     |      |         |        |
| 6th DISTRICT<br>PERRY, TIM<br>762-8007<br>1136 Ethridge Red Hill L'Burg          |        |        |     |     |      |         |        |
| 1st DISTRICT<br>SHANNON KEVIN<br>852-2870<br>2757 Hwy 43 S PO Box 87 Leoma       |        |        |     |     |      |         |        |
| 7th DISTRICT<br>TURNER, HENRY<br>829-2490<br>37 Mint Spring Rd Ethridge          |        |        |     |     |      |         |        |
| 8th DISTRICT<br>WOODALL, GLENN E<br>766-1040<br>1401 Hart Ave Lawrenceburg       |        |        |     |     |      |         | X      |
| 8th DISTRICT<br>WRAY, JOE R.<br>762-7419<br>1403 Beckham Lawrenceburg            |        |        |     |     |      |         |        |

Motion to approve carried by a unanimous Voice vote.

Total voting aye Eighteen (18)

DATE September 28, 1999

**RESOLUTION # 03092899**

**RESOLUTION ADOPTING SYSTEM FOR THE COLLECTION OF PAST DUE  
SOLID WASTE DISPOSAL FEES**

**WHEREAS**, on 1st day of July, 1999, the Lawrence County Commission implemented a solid waste disposal fee to be paid by all residents of Lawrence County; and

**WHEREAS**, the Lawrence County Commission desires that such fee be collected in a manner which is fair to all citizens and in an efficient and orderly manner; and

**WHEREAS**, the Lawrence County Commission desires to adopt a procedure to be used in such collection.

**NOW, THEREFORE, BE IT RESOLVED** by the legislative body of Lawrence County meeting in regular session this 28th day of September, 1999 that the following procedure for collection of past due solid waste disposal fees be adopted:

1. When a solid waste disposal fee becomes forty-five (45) days past due, a validation letter (Exhibit A) shall be sent.
2. When a solid waste disposal fee is seventy-five (75) days delinquent, a final demand letter will be sent (Exhibit B).
3. When a solid waste disposal fee becomes ninety (90) days past due, a complaint shall be filed against the delinquent fee payers in the Circuit Court of Lawrence County.
4. When a Judgment is obtained against a resident who has failed to pay the solid waste disposal fee, execution shall issue in accordance with state law.

This resolution shall take effect upon its adoption and approval.

APPROVED:



STEVE HILL, COUNTY EXECUTIVE

  
JERRY DRYDEN, CHAIRMAN OF  
LAWRENCE COUNTY COMMISSION

ATTEST:

  
KENNETH WEATHERS  
COUNTY COURT CLERK

RESOLUTION# 03092899

Adopting system for the collection of past due  
Solid Waste Disposal Fees.

|  | MOTION | SECOND | AYE | NAY | PASS | PRESENT | ABSENT |
|--|--------|--------|-----|-----|------|---------|--------|
| 9th DISTRICT<br>762-3716<br>BAILEY, JACKIE<br>411 6th St Lawrenceburg, TN        |        |        |     |     |      |         |        |
| 7th DISTRICT<br>829-2358<br>BENEFIELD, RONALD<br>91 Benefield LN Ethridge,       |        |        |     |     |      |         |        |
| 5th DISTRICT<br>762-2679<br>BRAZIER, OLAN<br>175 Reed Patch Rd L'Burg            |        |        |     |     |      |         |        |
| 9th DISTRICT<br>762-3167<br>BUIE, JIM<br>508 8th St Lawrenceburg                 |        |        |     |     |      |         |        |
| 6th DISTRICT<br>964-3404<br>BURNS, FRANKLIN<br>383 L'Burg Henryvill RD ETH       |        |        |     |     |      |         |        |
| 3rd DISTRICT<br>852-2221 762-1531<br>DOSS, BARRY<br>66 Shoally Br Rd Leoma       | X      |        |     |     |      |         |        |
| 4th DISTRICT<br>762-7118<br>DRYDEN, JERRY<br>12 Ingram Rd Leoma                  |        |        |     |     |      |         |        |
| 1st DISTRICT<br>852-2899<br>GABEL, JIM<br>2773 Hwy 43 PO 176 Leoma               |        |        |     |     |      |         |        |
| 3rd DISTRICT<br>852-2297 762-1016<br>GOWEN, JIM.<br>114 Richardson Rd Leoma      |        |        |     |     |      |         |        |
| 2nd DISTRICT<br>853-6709<br>GREEN, ROBERT L<br>404 N Military RD Pox 224 Ioretto |        |        |     |     |      |         |        |
| 2nd DISTRICT<br>853-7221 766-1500<br>MOORE, BOB<br>11 Samuel Ln Loretto          |        |        |     |     |      |         |        |
| 5th DISTRICT<br>762-5501<br>MOORE, W. T.<br>306 Pond Field Rd West Pt.           |        |        |     |     |      |         |        |
| 4th DISTRICT<br>762-8078 752-3217<br>NIEDERGESES, MARK<br>4202 Marie Ln L'Burg   |        |        |     |     |      | X       |        |
| 6th DISTRICT<br>762-8007<br>PERRY, TIM<br>1136 Ethridge Red Hill L'Burg          |        |        |     |     |      |         |        |
| 1st DISTRICT<br>852-2870<br>SHANNON KEVIN<br>2757 Hwy 43 S PO Box 87 Leoma       |        |        |     |     |      |         |        |
| 7th DISTRICT<br>829-2490<br>TURNER, HENRY<br>37 Mint Spring Rd Ethridge          |        |        |     |     |      |         |        |
| 8th DISTRICT<br>766-1040<br>WOODALL, GLENN E<br>1401 Hart Ave Lawrenceburg       |        |        |     |     |      |         |        |
| 8th DISTRICT<br>762-7419<br>WRAY, JOE R.<br>1403 Beckham Lawrenceburg            |        |        |     |     |      |         |        |

Motion carried by a unanimous voice vote.

Total voting aye Eighteen (18)

DATE September 28, 1999


AMENDED RESOLUTION # 04092899

RESOLUTION TO REFER MAINTENANCE AGREEMENT AS PROPOSED  
BETWEEN THE LAWRENCE COUNTY SCHOOL BOARD AND THE  
LAWRENCE COUNTY COMMISSION TO THE SCHOOL BOARD  
LIAISON COMMITTEE


NOW, THEREFORE, BE IT RESOLVED by the Lawrence County Board of Commissioners meeting in regular session this 28th day of September, 1999, refer the Maintenance Agreement as proposed between the Lawrence County School Board and the Lawrence County Commission to the School Board Liaison Committee for further study and recommendation to this body as a whole.

ADOPTED this 28th day of September, 1999.

APPROVED:

  
STEVE HILL, COUNTY EXECUTIVE

ATTEST:

  
KENNETH WEATHERS  
COUNTY COURT CLERK

JANE M. JENNINGS  
ATTORNEY AT LAW  
231 MAHR AVENUE  
LAWRENCEBURG, TN 38464

RESOLUTION# 04092899

WITHDRAWN

Approve maintenance agreement as proposed between the Lawrence County School Board and the Lawrence County Commission.

| MOTION  | SECOND | AYE | NAY | PASS | PRESENT | ABSENT |
|---|--------|-----|-----|------|---------|--------|
| 9th DISTRICT<br>BAILEY, JACKIE<br>762-3716<br>411 6th St Lawrenceburg, TN       |        |     |     |      |         |        |
| 7th DISTRICT<br>BENEFIELD, RONALD<br>829-2358<br>91 Benefield LN Ethridge,      |        |     |     |      |         |        |
| 5th DISTRICT<br>BRAZIER, OLAN<br>762-2679<br>175 Reed Patch Rd L'Burg           |        |     |     |      |         |        |
| 9th DISTRICT<br>BUIE, JIM<br>762-3167<br>508 8th St Lawrenceburg                |        |     |     |      |         |        |
| 6th DISTRICT<br>BURNS, FRANKLIN<br>964-3404<br>383 L'Burg Henryvill RD ETH      |        |     |     |      |         |        |
| 3rd DISTRICT<br>DOSS, BARRY<br>852-2221 762-1531<br>66 Shoally Br Rd Leoma      |        |     |     |      |         |        |
| 4th DISTRICT<br>DRYDEN, JERRY<br>762-7118<br>12 Ingram Rd Leoma                 |        |     |     |      |         |        |
| 1st DISTRICT<br>GABEL, JIM<br>852-2899<br>2773 Hwy 43 PO 176 Leoma              |        |     |     |      |         |        |
| 3rd DISTRICT<br>GOWEN, JIM<br>852-2297 762-1016<br>114 Richardson Rd Leoma      |        |     |     |      |         |        |
| 2nd DISTRICT<br>GREEN, ROBERT L<br>853-6709<br>404 N Military RD Box 224 Loreto |        |     |     |      |         |        |
| 2nd DISTRICT<br>MOORE, BOB<br>853-7221 766-1500<br>11 Samuel Ln Loreto          |        |     |     |      |         |        |
| 5th DISTRICT<br>MOORE, W. T.<br>762-5501<br>306 Pond Field Rd West Pt.          |        |     |     |      |         |        |
| 4th DISTRICT<br>NIEDERGESES, MARK<br>762-8078 752-3217<br>4202 Marie Ln L'Burg  |        |     |     |      |         |        |
| 6th DISTRICT<br>PERRY, TIM<br>762-8007<br>1136 Ethridge Red Hill L'Burg         |        |     |     |      |         |        |
| 1st DISTRICT<br>SHANNON KEVIN<br>852-2870<br>2757 Hwy 43 S PO Box 87 Leoma      |        |     |     |      |         |        |
| 7th DISTRICT<br>TURNER, HENRY<br>829-2490<br>37 Mint Spring Rd Ethridge         |        |     |     |      |         |        |
| 8th DISTRICT<br>WOODALL, GLENN E<br>766-1040<br>1401 Hart Ave Lawrenceburg      |        |     |     |      |         |        |
| 8th DISTRICT<br>WRAY, JOE R.<br>762-7419<br>1403 Beckham Lawrenceburg           |        |     |     |      |         |        |

DATE September 28, 1999

1

**RESOLUTION APPROVING THE SETTLEMENT AGREEMENT BETWEEN  
THE LAWRENCE COUNTY COMMISSION AND THE LAWRENCE  
COUNTY AMBULANCE SERVICE**

**WHEREAS**, a lawsuit styled Larry Glass, et al vs. Lawrence County, Tennessee, U. S.  
District Court No. 1-98-0105 was filed in the United States District Court September 25, 1998;  
and

**WHEREAS**, an Order was entered on February 12, 1999 approving in part the plaintiff's  
Motion for Partial Summary Judgment; and

**WHEREAS**, due to said Order, the parties reached an agreement in settlement of the issues  
raised in the lawsuit; and

**WHEREAS**, certain disagreements continue to arise regarding the meaning of the  
settlement and releases signed by each plaintiff at the Lawrence County Ambulance Service; and

**WHEREAS**, there has been continued dissension at the Lawrence County Ambulance  
Service regarding said disagreements; and

**WHEREAS**, Federal Magistrate Judge Joe B. Brown ordered a settlement conference to be  
held on September 13, 1999 in which the parties participated by and through their attorneys of  
record; and

**WHEREAS**, a settlement agreement was reached among the parties with the consent of the  
United States Magistrate Judge, contingent upon final approval by the Lawrence County  
Commission.

**NOW, THEREFORE, BE IT RESOLVED**, by the legislative body of Lawrence County  
meeting in regular session this 28th day of September, 1999 that the attached settlement agreement  
signed by the attorneys of record in this case, the Lawrence County Executive and the United  
States Magistrate Judge be hereby approved.

This resolution shall take effect upon its adoption and approval.

APPROVED:

  
STEVE HILL, COUNTY EXECUTIVE

  
JERRY DRYDEN, CHAIRMAN OF  
LAWRENCE COUNTY COMMISSION

ATTEST:

  
KENNETH WEATHERS  
COUNTY COURT CLERK

SETTLEMENT AGREEMENT

*If worked, [Signature]*

1. Holidays will be paid only if worked. ~~However~~, they will be paid at one and one-half times the regular rate of pay for that particular week.
2. The employee filling in or replacing another employee will be paid at his/her rate or the rate of the employee for whom he/she is filling in for, whichever is less.
3. For the time period up through and including September 15, 1999, the county will pay an additional \$7,500 total lump-sum inclusive of all outstanding claims.
4. The county reserves in its sole discretion the right to schedule vacations which shall be scheduled in weeks where the employee is scheduled to work 72 hours.
5. Beginning January 1, 2000, there will be no buy-back of vacation days. The employee will be allowed to carry over one-half of vacation days earned in that calendar year.
6. Extra shifts may be worked only in the week in which the employee working the extra shift is presently scheduled to work 72 hours and subject to the provisions of number 2 above, unless approved by the director of the ambulance service.
7. Pay questions shall be submitted in writing to the director only.
8. The employee being replaced is responsible for finding the appropriate and acceptable replacement first from a list prepared of part-time employees prepared by the director and second, from a list of employees scheduled to work 72 hours in a particular week of replacement unless the employee has provided the director with two weeks notice of the necessity of substitution/replacement. Otherwise, such replacements shall be in accordance with the county's FMLA policies, workers' compensation policies or as otherwise ordered by the director. Failure to comply with this policy will result in disciplinary action in accordance with the county's disciplinary policies.
9. Although it is anticipated that this Settlement Agreement will be approved, this agreement is subject to approval by the County Commission.

*[Signature]*  
Joe B. Brown, United States Magistrate Judge

*[Signature]*  
Rebecca Wells-DeMure, Attorney for Defendant

*[Signature]*  
John D. Schwab, Attorneys for Plaintiffs

*[Signature]*  
Jane Jennings, County Attorney

*[Signature]*  
Steve Hill, County Executive

RESOLUTION# 05092899

Approving the settlement agreement between the Lawrence County Commission and the Lawrence County Ambulance Service.

|  | MOTION | SECOND | AYE | NAY | PASS | PRESENT | ABSENT |
|--|--------|--------|-----|-----|------|---------|--------|
| 9th DISTRICT<br>BAILEY, JACKIE<br>762-3716<br>411 6th St Lawrenceburg, TN        |        |        | X   |     |      |         |        |
| 7th DISTRICT<br>BENEFIELD, RONALD<br>829-2358<br>91 Benefield LN Ethridge,       |        |        | X   |     |      |         |        |
| 5th DISTRICT<br>BRAZIER, OLAN<br>762-2679<br>175 Reed Patch Rd L'Burg            |        |        | X   |     |      |         |        |
| 9th DISTRICT<br>BUIE, JIM<br>762-3167<br>508 8th St Lawrenceburg                 |        |        | X   |     |      |         |        |
| 6th DISTRICT<br>BURNS, FRANKLIN<br>964-3404<br>383 L'Burg Henryville RD ETH      |        | X      | X   |     |      |         |        |
| 3rd DISTRICT<br>DOSS, BARRY<br>852-2221 762-1531<br>66 Shoally Br Rd Leoma       | X      |        | X   |     |      |         |        |
| 4th DISTRICT<br>DRYDEN, JERRY<br>762-7118<br>12 Ingram Rd Leoma                  |        |        | X   |     |      |         |        |
| 1st DISTRICT<br>GABEL, JIM<br>852-2899<br>2773 Hwy 43 PO 176 Leoma               |        |        | X   |     |      |         |        |
| 3rd DISTRICT<br>GOWEN, JIM<br>852-2297 762-1016<br>114 Richardson Rd Leoma       |        |        | X   |     |      |         |        |
| 2nd DISTRICT<br>GREEN, ROBERT L<br>853-6709<br>404 N Military PO Box 224 Ioretto |        |        | X   |     |      |         |        |
| 2nd DISTRICT<br>MOORE, BOB<br>853-7221 766-1500<br>11 Samuel Ln Loretto          |        |        | X   |     |      |         |        |
| 5th DISTRICT<br>MOORE, W. T.<br>762-5501<br>306 Pond Field Rd West Pt.           |        |        | X   |     |      |         |        |
| 4th DISTRICT<br>NIEDERGESES, MARK<br>762-8078 752-3217<br>4202 Marie Ln L'Burg   |        |        | X   |     |      |         |        |
| 6th DISTRICT<br>PERRY, TIM<br>762-8007<br>1136 Ethridge Red Hill L'Burg          |        |        | X   |     |      |         |        |
| 1st DISTRICT<br>SHANNON KEVIN<br>852-2870<br>2757 Hwy 43 S PO Box 87 Leoma       |        |        | X   |     |      |         |        |
| 7th DISTRICT<br>TURNER, HENRY<br>829-2490<br>37 Mint Spring Rd Ethridge          |        |        | X   |     |      |         |        |
| 8th DISTRICT<br>WOODALL, GLENN E<br>766-1040<br>1401 Hart Ave Lawrenceburg       |        |        |     | X   |      |         |        |
| 8th DISTRICT<br>WRAY, JOE R.<br>762-7419<br>1403 Beckham Lawrenceburg            |        |        |     | X   |      |         |        |

Motion carried by a roll call vote. ss.

Total voting aye Sixteen (16)

Total voting nay Two (2)

DATE September 28, 1999



RESOLUTION # 06092899

**RESOLUTION CHANGING THE NAME OF NATION ROAD TO LARSEN ROAD**

**WHEREAS**, the legislative body of Lawrence County has been presented with a request to change the name of Nation Road to Larsen Road; and

**WHEREAS**, there have been no objections to said name change.

**NOW, THEREFORE, BE IT RESOLVED** by the legislative body of Lawrence County meeting in regular session this 28th day of September, 1999 that the name of Nation Road be changed to Larsen Road.


This resolution shall take effect upon its adoption and approval.

APPROVED:

  
STEVE HILL, COUNTY EXECUTIVE

  
JERRY DRYDEN, CHAIRMAN OF  
LAWRENCE COUNTY COMMISSION

ATTEST:

  
KENNETH WEATHERS  
COUNTY COURT CLERK

JANE M. JENNINGS  
ATTORNEY AT LAW  
211 MAHR AVENUE  
LAWRENCEBURG, TN 38464

RESOLUTION# 06092899

Changing the name of Nation Road to Larsen Road

|  | MOTION | SECOND | AYE | NAY | PASS | PRESENT | ABSENT |
|--|--------|--------|-----|-----|------|---------|--------|
| 9th DISTRICT<br>BAILEY, JACKIE<br>762-3716<br>411 6th St Lawrenceburg, TN        |        |        |     |     |      |         |        |
| 7th DISTRICT<br>BENEFIELD, RONALD<br>829-2358<br>91 Benefield LN Ethridge,       |        |        |     |     |      |         |        |
| 5th DISTRICT<br>BRAZIER, OLAN<br>762-2679<br>175 Reed Patch Rd L'Burg            |        |        |     |     |      |         |        |
| 9th DISTRICT<br>BUIE, JIM<br>762-3167<br>508 8th St Lawrenceburg                 |        |        |     |     |      |         |        |
| 6th DISTRICT<br>BURNS, FRANKLIN<br>964-3404<br>383 L'Burg Henryvill RD ETH       | X      |        |     |     |      |         |        |
| 3rd DISTRICT<br>DOSS, BARRY<br>852-2221 762-1531<br>66 Shoally Br Rd Leoma       |        | X      |     |     |      |         |        |
| 4th DISTRICT<br>DRYDEN, JERRY<br>762-7118<br>12 Ingram Rd Leoma                  |        |        |     |     |      |         |        |
| 1st DISTRICT<br>GABEL, JIM<br>852-2899<br>2773 Hwy 43 PO 176 Leoma               |        |        |     |     |      |         |        |
| 3rd DISTRICT<br>GOWEN, JIM<br>852-2297 762-1016<br>114 Richardson Rd Leoma       |        |        |     |     |      |         |        |
| 2nd DISTRICT<br>GREEN, ROBERT L<br>853-6709<br>404 N Military RD Box 224 Loretto |        |        |     |     |      |         |        |
| 2nd DISTRICT<br>MOORE, BOB<br>853-7221 766-1500<br>11 Samuel Ln Loretto          |        |        |     |     |      |         |        |
| 5th DISTRICT<br>MOORE, W. T.<br>762-5501<br>306 Pond Field Rd West Pt.           |        |        |     |     |      |         |        |
| 4th DISTRICT<br>NIEDERGESES, MARK<br>762-8078 752-3217<br>4202 Marie Ln L'Burg   |        |        |     |     |      |         |        |
| 6th DISTRICT<br>PERRY, TIM<br>762-8007<br>1136 Ethridge Red Hill L'Burg          |        |        |     |     |      |         |        |
| 1st DISTRICT<br>SHANNON KEVIN<br>852-2870<br>2757 Hwy 43 S PO Box 87 Leoma       |        |        |     |     |      |         |        |
| 7th DISTRICT<br>TURNER, HENRY<br>829-2490<br>37 Mint Spring Rd Ethridge          |        |        |     |     |      |         |        |
| 8th DISTRICT<br>WOODALL, GLENN E<br>766-1040<br>1401 Hart Ave Lawrenceburg       |        |        |     |     |      |         |        |
| 8th DISTRICT<br>WRAY, JOE R.<br>762-7419<br>1403 Beckham Lawrenceburg            |        |        |     |     |      |         |        |

Motion carried by a unanimous voice vote.

DATE September 28, 1999

RESOLUTION # 07092899

**RESOLUTION TO EXPRESS APPRECIATION FOR LAWRENCE COUNTY  
CITIZENS WHO HELP TO PICK UP LITTER ON COUNTY ROADSIDES**

**WHEREAS**, the Lawrence County Commission desires that Lawrence County be free of litter and trash on Lawrence County roadsides; and

**WHEREAS**, there are a number of citizens who regularly pick up litter and trash on the roadsides and improve the appearance of this county.

**NOW, THEREFORE, BE IT RESOLVED** by the legislative body of Lawrence County meeting in regular session this 28th day of September, 1999 that those citizens who can be identified receive letters of appreciation from the Lawrence County Commission for their efforts in picking up and disposing of litter and trash along Lawrence County roadsides.

This resolution shall take effect upon its adoption and approval.

APPROVED:

  
STEVE HILL, COUNTY EXECUTIVE

  
JERRY DRYDEN, CHAIRMAN OF  
LAWRENCE COUNTY COMMISSION

ATTEST:

  
KENNETH WEATHERS  
COUNTY COURT CLERK

JANE M. JENNINGS  
ATTORNEY AT LAW  
201 W. MAIN ST. S.W.  
LAWRENCEBURG, TN 38464

RESOLUTION# 07092899

Express appreciation for Lawrence County Citizens who help to pick up litter on county roadsides.

|   | MOTION | SECOND | AYE | NAY | PASS | PRESENT | ABSENT |
|---|--------|--------|-----|-----|------|---------|--------|
| 9th DISTRICT<br>BAILEY, JACKIE<br>762-3716<br>411 6th St Lawrenceburg, TN         |        |        |     |     |      |         |        |
| 7th DISTRICT<br>BENEFIELD, RONALD<br>829-2358<br>91 Benefield LN Ethridge,        |        |        |     |     |      |         |        |
| 5th DISTRICT<br>BRAZIER, OLAN<br>762-2679<br>175 Reed Patch Rd L'Burg             |        |        |     |     |      |         |        |
| 9th DISTRICT<br>BUIE, JIM<br>762-3167<br>508 8th St Lawrenceburg                  |        |        |     |     |      |         |        |
| 6th DISTRICT<br>BURNS, FRANKLIN<br>964-3404<br>383 L'Burg Henryvill RD ETH        |        |        |     |     |      |         |        |
| 3rd DISTRICT<br>DOSS, BARRY<br>852-2221<br>762-1531<br>66 Shoally Br Rd Leoma     |        |        |     |     |      |         |        |
| 4th DISTRICT<br>DRYDEN, JERRY<br>762-7118<br>12 Ingram Rd Leoma                   |        |        |     |     |      |         |        |
| 1st DISTRICT<br>GABEL, JIM<br>852-2899<br>2773 Hwy 43 PO 176 Leoma                |        | X      |     |     |      |         |        |
| 3rd DISTRICT<br>GOWEN, JIM<br>852-2297<br>762-1016<br>114 Richardson Rd Leoma     |        |        |     |     |      |         |        |
| 2nd DISTRICT<br>GREEN, ROBERT L<br>853-6709<br>404 N Military RD Box 224 Loretto  |        |        |     |     |      |         | X      |
| 2nd DISTRICT<br>MOORE, BOB<br>853-7221<br>766-1500<br>11 Samuel Ln Loretto        |        |        |     |     |      |         |        |
| 5th DISTRICT<br>MOORE, W. T.<br>762-5501<br>306 Pond Field Rd West Pt.            |        |        |     |     |      |         |        |
| 4th DISTRICT<br>NIEDERGESES, MARK<br>762-8078<br>752-3217<br>4202 Marie Ln L'Burg |        |        |     |     |      |         |        |
| 6th DISTRICT<br>PERRY, TIM<br>762-8007<br>1136 Ethridge Red Hill L' Burg          |        |        |     |     |      |         |        |
| 1st DISTRICT<br>SHANNON KEVIN<br>852-2870<br>2757 Hwy 43 S PO Box 87 Leoma        |        |        |     |     |      |         |        |
| 7th DISTRICT<br>TURNER, HENRY<br>829-2490<br>37 Mint Spring Rd Ethridge           |        |        |     |     |      |         |        |
| 8th DISTRICT<br>WOODALL, GLENN E<br>766-1040<br>1401 Hart Ave Lawrenceburg        |        |        |     |     |      |         |        |
| 8th DISTRICT<br>WRAY, JOE R.<br>762-7419<br>1403 Beckham Lawrenceburg             |        |        |     |     |      |         |        |

Motion carried by a unanimous voice vote.

DATE September 28, 1999

RESOLUTION # 08092899

**RESOLUTION REPEALING THE SOLID WASTE DISPOSAL FEE**

**WHEREAS**, the citizens of Lawrence County are very unhappy regarding the solid waste disposal fee which was enacted earlier this year; and

**WHEREAS**, an overwhelming number of Lawrence County citizens feel that such fee is unfair; and

**WHEREAS**, there are alternatives to funding the Lawrence County Solid Waste System.


**NOW, THEREFORE, BE IT RESOLVED** by the legislative body of Lawrence County meeting in regular session this 28th day of September, 1999 that the solid waste disposal fee shall be repealed. The Lawrence County Solid Waste Services shall be funded by tipping fees collected at the balefill and appropriations of extra funds from the Lawrence County Budget, if needed.

This resolution shall take effect upon its adoption and approval.

APPROVED:

STEVE HILL, COUNTY EXECUTIVE

  
JERRY DRYDEN, CHAIRMAN OF  
LAWRENCE COUNTY COMMISSION



ATTEST:

KENNETH WEATHERS  
COUNTY COURT CLERK

JANE M. JENNINGS  
ATTORNEY AT LAW  
231 MAHER AVENUE  
LAWRENCEBURG, TN 38464

RESOLUTION# 8092899

Repealing the Solid Waste Disposal Fee

FAILED

|  | MOTION | SECOND | AYE | NAY | PASS | PRESENT | ABSENT |
|--|--------|--------|-----|-----|------|---------|--------|
| 9th DISTRICT<br>BAILEY, JACKIE<br>762-3716<br>411 6th St Lawrenceburg, TN        |        |        |     | X   |      |         |        |
| 7th DISTRICT<br>BENEFIELD, RONALD<br>829-2358<br>91 Benefield LN Ethridge,       |        |        |     | X   |      |         |        |
| 5th DISTRICT<br>BRAZIER, OLAN<br>762-2679<br>175 Reed Patch Rd L'Burg            |        |        |     | X   |      |         |        |
| 9th DISTRICT<br>BUIE, JIM<br>762-3167<br>508 8th St Lawrenceburg                 |        |        |     | X   |      |         |        |
| 6th DISTRICT<br>BURNS, FRANKLIN<br>964-3404<br>383 L'Burg Henryvill RD ETH       |        |        |     | X   |      |         |        |
| 3rd DISTRICT<br>DOSS, BARRY<br>852-2221 762-1531<br>66 Shoally Br Rd Leoma       |        |        |     | X   |      |         |        |
| 4th DISTRICT<br>DRYDEN, JERRY<br>762-7118<br>12 Ingram Rd Leoma                  |        |        |     | X   |      |         |        |
| 1st DISTRICT<br>GABEL, JIM<br>852-2899<br>2773 Hwy 43 PO 176 Leoma               | X      |        | X   |     |      |         |        |
| 3rd DISTRICT<br>GOWEN, JIM<br>852-2297 762-1016<br>114 Richardson Rd Leoma       |        |        |     | X   |      |         |        |
| 2nd DISTRICT<br>GREEN, ROBERT L<br>853-6709<br>404 N Military RD Box 224 Lorettb |        |        |     | X   |      |         |        |
| 2nd DISTRICT<br>MOORE, BOB<br>853-7221 766-1500<br>11 Samuel Ln Loretto          |        |        |     | X   |      |         |        |
| 5th DISTRICT<br>MOORE, W. T.<br>762-5501<br>306 Pond Field Rd West Pt.           |        |        |     | X   |      |         |        |
| 4th DISTRICT<br>NIEDERGESES, MARK<br>762-8078 752-3217<br>4202 Marie Ln L'Burg   |        |        |     | X   |      |         |        |
| 6th DISTRICT<br>PERRY, TIM<br>762-8007<br>1136 Ethridge Red Hill L'Burg          |        |        |     | X   |      |         |        |
| 1st DISTRICT<br>SHANNON KEVIN<br>852-2870<br>2757 Hwy 43 S PO Box 87 Leoma       |        |        |     | X   |      |         |        |
| 7th DISTRICT<br>TURNER, HENRY<br>829-2490<br>37 Mint Spring Rd Ethridge          |        | X      | X   |     |      |         |        |
| 8th DISTRICT<br>WOODALL, GLENN E<br>766-1040<br>1401 Hart Ave Lawrenceburg       |        |        | X   |     |      |         |        |
| 8th DISTRICT<br>WRAY, JOE R.<br>762-7419<br>1403 Beckham Lawrenceburg            |        |        | X   |     |      |         |        |

4 14

Motion FAILED by a roll call

Total voting aye Four (4)

Total voting nay Fourteen (14)

DATE September 28, 1999

AMENDED RESOLUTION # 09092899

RESOLUTION DIRECTING THE SCHOOL BOARD LIASON COMMITTEE TO WORK TOGETHER WITH THE SCHOOL BOARD BUILDING COMMITTEE TO STUDY THE NEED FOR ADDITIONAL FACILITIES AT NEW PROSPECT SCHOOL, LEOMA SCHOOL, E. O. COFFMAN SCHOOL, SOUTH LAWRENCE SCHOOL AND SUMMERTOWN ELEMENTARY SCHOOL

**WHEREAS**, the Lawrence County Commission is dedicated to quality education in Lawrence County; and


**WHEREAS**, there are certain school building needs in the Lawrence County School system including major repair, upgrading and addition; and

**WHEREAS**, the schools located at New Prospect, Leoma, South Lawrence, E. O. Coffman Middle School and Summertown Elementary School need major repair and upgrading.

**NOW, THEREFORE, BE IT RESOLVED** by the legislative body of Lawrence County meeting in regular session this 28th day of September, 1999 that the Lawrence County Commission direct the School Board Liason Committee to work together with the School Board Building Committee to study the needs for additional facilities and upgrading at New Prospect, Leoma, South Lawrence Schools, E. O. Coffman Middle School and Summertown Elementary School and to report to the Commission on such needs as well as the proposed cost of major repair and upgrading. A copy of this resolution shall be transmitted to the Lawrence County Board of Education.

This resolution shall take effect upon its adoption and approval.

APPROVED:

  
STEVE HILL, COUNTY EXECUTIVE

ATTEST:

  
KENNETH WEATHERS  
COUNTY COURT CLERK

RESOLUTION# 09092899 amendment

Add Summertown Elementary School to the list for study on building program.

| MOTION  | SECOND | AYE | NAY | PASS | PRESENT | ABSENT |
|---|--------|-----|-----|------|---------|--------|
| 9th DISTRICT<br>BAILEY, JACKIE<br>762-3716<br>411 6th St Lawrenceburg, TN                 |        |     |     |      |         |        |
| 7th DISTRICT<br>BENEFIELD, RONALD<br>829-2358<br>91 Benefield LN Ethridge,                |        |     |     |      |         |        |
| 5th DISTRICT<br>BRAZIER, OLAN<br>762-2679<br>175 Reed Patch Rd L'Burg                     |        |     |     |      |         |        |
| 9th DISTRICT<br>BUIE, JIM<br>762-3167<br>508 8th St Lawrenceburg                          |        |     |     |      |         |        |
| 6th DISTRICT<br>BURNS, FRANKLIN<br>964-3404<br>383 L'Burg Henryvill RD ETH                |        |     |     |      |         |        |
| 3rd DISTRICT<br>DOSS, BARRY<br>852-2221 762-1531<br>66 Shoally Br Rd Leoma                |        |     |     |      |         |        |
| 4th DISTRICT<br>DRYDEN, JERRY<br>762-7118<br>12 Ingram Rd Leoma                           |        |     |     |      |         |        |
| 1st DISTRICT<br>GABEL, JIM<br>852-2899<br>2773 Hwy 43 PO 176 Leoma                        |        |     |     |      | X       |        |
| 3rd DISTRICT<br>GOWEN, JIM<br>852-2297 762-1016<br>114 Richardson Rd Leoma                |        |     |     |      |         |        |
| 2nd DISTRICT<br>GREEN, ROBERT L<br>853-7221 766-1500<br>404 N Military RD Box 224 Loretto |        |     |     |      |         |        |
| 2nd DISTRICT<br>MOORE, BOB<br>853-7221 766-1500<br>11 Samuel Ln Loretto                   |        |     |     |      |         |        |
| 5th DISTRICT<br>MOORE, W. T.<br>762-5501<br>306 Pond Field Rd West Pt.                    |        |     |     |      |         |        |
| 4th DISTRICT<br>NIEDERGESSES, MARK<br>762-8078 752-3217<br>4202 Marie Ln L'Burg           |        |     |     |      |         |        |
| 6th DISTRICT<br>PERRY, TIM<br>762-8007<br>1136 Ethridge Red Hill L'Burg                   |        |     |     |      | X       |        |
| 1st DISTRICT<br>SHANNON KEVIN<br>852-2870<br>2757 Hwy 43 S PO Box 87 Leoma                |        |     |     |      |         |        |
| 7th DISTRICT<br>TURNER, HENRY<br>829-2490<br>37 Mint Spring Rd Ethridge                   |        |     |     |      |         |        |
| 8th DISTRICT<br>WOODALL, GLENN E<br>766-1040<br>1401 Hart Ave Lawrenceburg                |        |     |     |      |         |        |
| 8th DISTRICT<br>WRAY, JOE R.<br>762-7419<br>1403 Beckham Lawrenceburg                     |        |     |     |      |         |        |

Motion as amended carried by a unanimous voice vote.

Total voting aye Eighteen (18)

DATE



| RESOLUTION#   | 09092899 | AMENDED                                | MOTION | SECOND | AYE | NAY | PASS | PRESENT | ABSENT |
|---|----------|--|--------|--------|-----|-----|------|---------|--------|
| Directing the School Board Liason Committee to work together with the School Board Building Committee to study the need for additional facilities at New Prospect, Leoma, EO Coffman, and South Lawrence School |          |  |        |        |     |     |      |         |        |
| 9th DISTRICT  |          | 762-3716                               |        |        |     |     |      |         |        |
| BAILEY, JACKIE  |          | 411 6th St Lawrenceburg, TN            |        |        |     |     |      |         |        |
| 7th DISTRICT  |          | 829-2358                               |        |        |     |     |      |         |        |
| BENEFIELD, RONALD   |          | 91 Benefield LN Ethridge,              |        |        |     |     |      |         |        |
| 5th DISTRICT  |          | 762-2679                               |        |        |     |     |      |         |        |
| BRAZIER, OLAN   |          | 175 Reed Patch Rd L'Burg               |        |        |     |     |      |         |        |
| 9th DISTRICT  |          | 762-3167                               |        |        |     |     |      |         |        |
| BUIE, JIM   |          | 508 8th St Lawrenceburg                |        |        |     |     |      |         |        |
| 6th DISTRICT  |          | 964-3404                               |        |        |     |     |      |         |        |
| BURNS, FRANKLIN   |          | 383 L'Burg Henryvill RD ETH            |        |        |     |     |      |         |        |
| 3rd DISTRICT  |          | 852-2221 762-1531                      |        |        |     |     |      |         |        |
| DOSS, BARRY   |          | 66 Shoally Br Rd Leoma                 |        |        |     |     |      |         |        |
| 4th DISTRICT  |          | 762-7118                               |        |        |     |     |      |         |        |
| DRYDEN, JERRY   |          | 12 Ingram Rd Leoma                     |        |        |     |     |      |         |        |
| 1st DISTRICT  |          | 852-2899                               |        |        |     |     |      |         |        |
| GABEL, JIM  |          | 2773 Hwy 43 PO 176 Leoma               | X      |        |     |     |      |         |        |
| 3rd DISTRICT  |          | 852-2297 762-1016                      |        |        |     |     |      |         |        |
| GOWEN, JIM  |          | 114 Richardson Rd Leoma                |        |        |     |     |      |         |        |
| 2nd DISTRICT  |          | 853-6709                               |        |        |     |     |      |         |        |
| GREEN, ROBERT L   |          | 404 N Military RD P.O. Box 224 Loretto |        |        |     |     |      |         |        |
| 2nd DISTRICT  |          | 853-7221 766-1500                      |        |        |     |     |      |         |        |
| MOORE, BOB  |          | 11 Samuel Ln Loretto                   |        |        |     |     |      |         |        |
| 5th DISTRICT  |          | 762-5501                               |        |        |     |     |      |         |        |
| MOORE, W. T.  |          | 306 Pond Field Rd West Pt.             |        |        |     |     |      |         |        |
| 4th DISTRICT  |          | 762-8078 752-3217                      |        |        |     |     |      |         |        |
| NIEDERGES, MARK   |          | 4202 Marie Ln L'Burg                   |        |        |     |     |      |         |        |
| 6th DISTRICT  |          | 762-8007                               |        |        |     |     |      |         | X      |
| PERRY, TIM  |          | 1136 Ethridge Red Hill L'Burg          |        |        |     |     |      |         |        |
| 1st DISTRICT  |          | 852-2870                               |        |        |     |     |      |         |        |
| SHANNON KEVIN   |          | 2757 Hwy 43 S FO Box 87 Leoma          |        |        |     |     |      |         |        |
| 7th DISTRICT  |          | 829-2490                               |        |        |     |     |      |         |        |
| TURNER, HENRY   |          | 37 Mint Spring Rd Ethridge             |        |        |     |     |      |         |        |
| 8th DISTRICT  |          | 766-1040                               |        |        |     |     |      |         |        |
| WOODALL, GLENN E  |          | 1401 Hart Ave Lawrenceburg             |        |        |     |     |      |         |        |
| 8th DISTRICT  |          | 762-7419                               |        |        |     |     |      |         |        |
| WRAY, JOE R.  |          | 1403 Beckham Lawrenceburg              |        |        |     |     |      |         |        |

Resolution as amended carried by a unanimous voice vote.

Total voting aye Eighteen (18)

DATE September 28, 1999

**RESOLUTION AUTHORIZING THE LAWRENCE COUNTY HIGHWAY DEPARTMENT AND THE LAWRENCE COUNTY SHERIFF'S DEPARTMENT TO REMOVE POLITICAL ADVERTISEMENT FROM COUNTY ROAD RIGHT-OF-WAYS**

**WHEREAS**, Tennessee Code Annotated §54-5-703 prohibits the erection of signs upon the right-of-ways of any street, road or highway outside of incorporated municipalities, designated by the department as a main traveled road and included in the general highway plan of the state; and

**WHEREAS**, numerous signs, including political advertisements, are placed on such right-of-ways within Lawrence County; and


**WHEREAS**, printed political advertisements, among other signs, are cluttering the roadways of Lawrence County and obstructing the view of drivers in some instances.

**NOW, THEREFORE, BE IT RESOLVED** by the legislative body of Lawrence County meeting in regular session this 28th day of September, 1999 that the Lawrence County Highway Department and the Lawrence County Sheriff's Department be authorized to remove signs which are placed upon the right-of-way of any county road when such sign obstructs the view of drivers, and to remove any sign which violates Tennessee Code Annotated §54-5-703. Furthermore, all political signs outside incorporated cities within Lawrence County shall be restricted to placement on private property only.


This resolution shall take effect upon its adoption and approval.

APPROVED:

  
STEVE HILL, COUNTY EXECUTIVE

  
JERRY DRYDEN, CHAIRMAN OF  
LAWRENCE COUNTY COMMISSION

ATTEST:

  
KENNETH WEATHERS  
COUNTY COURT CLERK

RESOLUTION# 10092899

Authorizing the Lawrence County Highway Dept and the Lawrence County Sheriff's Dept to remove political advertisement for County road right-of ways.

|   | MOTION | SECOND | AYE | NAY | PASS | PRESENT | ABSENT |
|---|--------|--------|-----|-----|------|---------|--------|
| 9th DISTRICT<br>BAILEY, JACKIE<br>762-3716<br>411 6th St Lawrenceburg, TN   |        |        | X   |     |      |         |        |
| 7th DISTRICT<br>BENEFIELD, RONALD<br>829-2358<br>91 Benefield LN Ethridge,<br>5th DISTRICT<br>BRAZIER, OLAN<br>762-2679<br>175 Reed Patch Rd L'Burg<br>9th DISTRICT<br>BUIE, JIM<br>762-3167<br>508 8th St Lawrenceburg   |        |        | X   |     |      |         |        |
| 6th DISTRICT<br>BURNS, FRANKLIN<br>964-3404<br>383 L'Burg Henryvill RD ETH<br>3rd DISTRICT<br>DOSS, BARRY<br>852-2221 762-1531<br>66 Shoally Br Rd Leoma<br>4th DISTRICT<br>DRYDEN, JERRY<br>762-7118<br>12 Ingram Rd Leoma   |        |        | X   |     |      |         |        |
| 1st DISTRICT<br>GABEL, JIM<br>852-2899<br>2773 Hwy 43 PO 176 Leoma<br>3rd DISTRICT<br>GOWEN, JIM<br>852-2297 762-1016<br>114 Richardson Rd Leoma<br>2nd DISTRICT<br>GREEN, ROBERT L<br>853-6709<br>404 N Military RD Box 224 Loretto<br>2nd DISTRICT<br>MOORE, BOB<br>853-7221 766-1500<br>11 Samuel Ln Loretto | X      |        | X   |     |      |         |        |
| 5th DISTRICT<br>MOORE, W. T.<br>762-5501<br>306 Pond Field Rd West Pt.<br>4th DISTRICT<br>NIEDERGESES, MARK<br>762-8078 752-3217<br>4202 Marie Ln L'Burg<br>6th DISTRICT<br>PERRY, TIM<br>762-8007<br>1136 Ethridge Red Hill L'Burg   |        | X      | X   |     |      |         |        |
| 1st DISTRICT<br>SHANNON KEVIN<br>852-2870<br>2757 Hwy 43 S PO Box 87 Leoma<br>7th DISTRICT<br>TURNER, HENRY<br>829-2490<br>37 Mint Spring Rd Ethridge<br>8th DISTRICT<br>WOODALL, GLENN E<br>766-1040<br>1401 Hart Ave Lawrenceburg<br>8th DISTRICT<br>WRAY, JOE R.<br>762-7419<br>1403 Beckham Lawrenceburg    |        |        | X   |     |      |         |        |

17 1

DATE September 28, 1999

RESOLUTION # 11092899

**RESOLUTION AUTHORIZING THE FORMATION OF AN INDUSTRIAL DEVELOPMENT CORPORATION TO BENEFIT LAWRENCE COUNTY**

**WHEREAS**, the legislative body of Lawrence County desires to facilitate the growth of industrial development within Lawrence County; and

**WHEREAS**, the formation of an Industrial Development Corporation would help to accomplish that purpose; and


**WHEREAS**, Tennessee Code Annotated §13-16-204 authorizes counties to delegate certain powers regarding industrial development to an industrial development corporation.

**NOW, THEREFORE, BE IT RESOLVED** by the legislative body of Lawrence County that authorization be given to proceed with the formation of an industrial development corporation benefiting Lawrence County.

This resolution shall take effect upon its adoption and approval.

APPROVED:

  
STEVE HILL, COUNTY EXECUTIVE

  
JERRY DRYDEN, CHAIRMAN OF  
LAWRENCE COUNTY COMMISSION

ATTEST:

  
KENNETH WEATHERS  
COUNTY COURT CLERK

JANE M. JENNINGS  
ATTORNEY AT LAW  
231 MAHR AVENUE  
LAWRENCEBURG, TN 38464

RESOLUTION# 11092899

Authorizing the formation of an Industrial  
Development Corporation to Benefit Lawrence  
County.

|  | MOTION | SECOND | AYE | NAY | PASS | PRESENT | ABSENT |
|--|--------|--------|-----|-----|------|---------|--------|
| 9th DISTRICT<br>762-3716<br>BAILEY, JACKIE   |        |        | X   |     |      |         |        |
| 7th DISTRICT<br>411 6th St Lawrenceburg, TN<br>829-2358<br>BENEFIELD, RONALD         |        |        | X   |     |      |         |        |
| 5th DISTRICT<br>91 Benefield LN Ethridge,<br>762-2679<br>BRAZIER, OLAN               |        |        | X   |     |      |         |        |
| 9th DISTRICT<br>175 Reed Patch Rd L'Burg<br>762-3167<br>BUIE, JIM                    |        |        | X   |     |      |         |        |
| 6th DISTRICT<br>508 8th St Lawrenceburg<br>964-3404<br>BURNS, FRANKLIN               |        |        | X   |     |      |         |        |
| 3rd DISTRICT<br>383 L'Burg Henryvill RD ETH<br>852-2221 762-1531<br>DOSS, BARRY      | X      |        | X   |     |      |         |        |
| 4th DISTRICT<br>66 Shoally Br Rd Leoma<br>762-7118<br>DRYDEN, JERRY                  |        |        | X   |     |      |         |        |
| 1st DISTRICT<br>12 Ingram Rd Leoma<br>852-2899<br>GABEL, JIM                         |        |        | X   |     |      |         |        |
| 3rd DISTRICT<br>2773 Hwy 43 PO 176 Leoma<br>852-2297 762-1016<br>GOWEN, JIM.         |        |        | X   |     |      |         |        |
| 2nd DISTRICT<br>114 Richardson Rd Leoma<br>853-6709<br>GREEN, ROBERT L               |        |        | X   |     |      |         |        |
| 2nd DISTRICT<br>404 N Military RD Box 224 Loretto<br>853-7221 766-1500<br>MOORE, BOB |        |        | X   |     |      |         |        |
| 5th DISTRICT<br>11 Samuel Ln Loretto<br>762-5501<br>MOORE, W. T.                     |        |        | X   |     |      |         |        |
| 4th DISTRICT<br>306 Pond Field Rd West Pt.<br>762-8078 752-3217<br>NIEDERGESES, MARK |        |        | X   |     |      |         |        |
| 6th DISTRICT<br>4202 Marie Ln L'Burg<br>762-8007<br>PERRY, TIM                       |        |        | X   |     |      |         |        |
| 1st DISTRICT<br>1136 Ethridge Red Hill L'Burg<br>852-2870<br>SHANNON KEVIN           |        |        | X   |     |      |         |        |
| 7th DISTRICT<br>2757 Hwy 43 S PO Box 87 Leoma<br>829-2490<br>TURNER, HENRY           |        |        | X   |     |      |         |        |
| 8th DISTRICT<br>37 Mint Spring Rd Ethridge<br>766-1040<br>WOODALL, GLENN E           |        |        | X   |     |      |         |        |
| 8th DISTRICT<br>1401 Hart Ave Lawrenceburg<br>762-7419<br>WRAY, JOE R.               |        | X      | X   |     |      |         |        |
| 1403 Beckham Lawrenceburg  |        |        | X   |     |      |         |        |

DATE September 28, 1999

RESOLUTION # 12092899

**RESOLUTION PROHIBITING THE ABANDONMENT OF STRAY ANIMALS  
IN LAWRENCE COUNTY**

**WHEREAS**, the legislative body of Lawrence County is aware of numerous problems within Lawrence County involving abandoned, stray animals; and

**WHEREAS**, the legislative body of Lawrence County condemns such inhumane treatment and is committed to discouraging such behavior; and

**WHEREAS**, Tennessee Code Annotated §5-1-120 authorizes counties to regulate stray animals; and

**WHEREAS**, Tennessee Code Annotated §5-1-121 authorizes counties to impose a monetary penalty not to exceed \$500.00 for violation of any regulation adopted regarding the abandonment of animals.

**NOW, THEREFORE, BE IT RESOLVED** by the legislative body meeting in regular session this 28th day of September, 1999 that all persons are prohibited from abandoning stray animals on public property or the private property of others outside incorporated cities of Lawrence County and that a violation of such regulation shall result in a monetary penalty not to exceed \$500.00 for each violation.

This resolution shall be published in a newspaper of general circulation prior to its becoming effective on November 1, 1999.

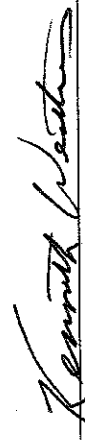
This resolution shall take effect on November 1, 1999 upon its adoption and approval and publication.

APPROVED:

  
STEVE HILL, COUNTY EXECUTIVE

  
JERRY DRYDEN, CHAIRMAN OF  
LAWRENCE COUNTY COMMISSION

ATTEST:

  
KENNETH WEATHERS  
COUNTY COURT CLERK

JANE M. JENNINGS  
ATTORNEY AT LAW  
231 MAHR AVENUE  
LAWRENCEBURG, TN 38464

RESOLUTION# 12092999

Prohibiting the abandonment of stray animals in Lawrence County.

|  | MOTION | SECOND | AYE | NAY | PASS | PRESENT | ABSENT |
|--|--------|--------|-----|-----|------|---------|--------|
| 9th DISTRICT<br>BAILEY, JACKIE<br>762-3716<br>411 6th St Lawrenceburg, TN        |        |        | X   |     |      |         |        |
| 7th DISTRICT<br>BENEFIELD, RONALD<br>829-2358<br>91 Benefield LN Ethridge,       |        |        | X   |     |      |         |        |
| 5th DISTRICT<br>BRAZIER, OLAN<br>762-2679<br>175 Reed Patch Rd L'Burg            |        |        | X   |     |      |         |        |
| 9th DISTRICT<br>BUIE, JIM<br>762-3167<br>508 8th St Lawrenceburg                 |        |        | X   |     |      |         |        |
| 6th DISTRICT<br>BURNS, FRANKLIN<br>964-3404<br>383 L'Burg Henryvill RD ETH       |        |        | X   |     |      |         |        |
| 3rd DISTRICT<br>DOSS, BARRY<br>852-2221 762-1531<br>66 Shoally Br Rd Leoma       |        |        | X   |     |      |         |        |
| 4th DISTRICT<br>DRYDEN, JERRY<br>762-7118<br>12 Ingram Rd Leoma                  |        |        | X   |     |      |         |        |
| 1st DISTRICT<br>GABEL, JIM<br>852-2899<br>2773 Hwy 43 PO 176 Leoma               |        |        | X   |     |      |         |        |
| 3rd DISTRICT<br>GOWEN, JIM<br>852-2297 762-1016<br>114 Richardson Rd Leoma       |        |        | X   |     |      |         |        |
| 2nd DISTRICT<br>GREEN, ROBERT L<br>853-6709<br>404 N Military RD Box 224 Loretto |        |        | X   |     |      |         |        |
| 2nd DISTRICT<br>MOORE, BOB<br>853-7221 766-1500<br>11 Samuel Ln Loretto          |        |        | X   |     |      |         |        |
| 5th DISTRICT<br>MOORE, W. T.<br>762-5501<br>306 Pond Field Rd West Pt.           | X      |        | X   |     |      |         |        |
| 4th DISTRICT<br>NIEDERGESES, MARK<br>762-8078 752-3217<br>4202 Marie Ln L'Burg   |        | X      | X   |     |      |         |        |
| 6th DISTRICT<br>PERRY, TIM<br>762-8007<br>1136 Ethridge Red Hill L'Burg          |        |        | X   |     |      |         |        |
| 1st DISTRICT<br>SHANNON KEVIN<br>852-2870<br>2757 Hwy 43 S PO Box 87 Leoma       |        |        | X   |     |      |         |        |
| 7th DISTRICT<br>TURNER, HENRY<br>829-2490<br>37 Mint Spring Rd Ethridge          |        |        | X   |     |      |         |        |
| 8th DISTRICT<br>WOODALL, GLENN E<br>766-1040<br>1401 Hart Ave Lawrenceburg       |        |        | X   |     |      |         |        |
| 8th DISTRICT<br>WRAY, JOE R.<br>762-7419<br>1403 Beckham Lawrenceburg            |        |        | X   |     |      |         |        |

DATE September 28, 1999

**RESOLUTION AMENDING THE LAWRENCE COUNTY PERSONNEL  
POLICY MANUAL**

**WHEREAS**, Lawrence County has adopted a personnel policy manual; and

**WHEREAS**, certain amendments are needed in such manual.

**NOW, THEREFORE, BE IT RESOLVED**, by the legislative body of Lawrence

County meeting in regular session this 28th day of September, 1999 that the following changes be made to the Lawrence County Personnel Policy Manual:

1. Delete paragraph 2 of "E. Reimbursement for Meals" (page 26 of manual) and insert "Breakfast may be claimed for reimbursement if the travel departure time is before 7:00 a.m. or if the return time is after 8:00 a.m.. Breakfast reimbursement will be no more than twenty-five (25%) percent of the per diem rate allowed by the IRS. Likewise, lunch may be claimed for reimbursement if the departure time is before 11:00 a.m. or if the return time is after 1:30 p.m.. Lunch reimbursement will be no more than thirty-one (31%) percent of the per diem rate. Dinner meal will be reimbursed if the travel originates before 5:00 p.m. or is completed after 6:30 p.m. or if overnight travel is involved. Dinner reimbursement will be no more than forty-four (44%) percent of the per diem rate. Some travel reimbursement is taxable income to the employee."
2. This paragraph shall be inserted at the end of the first full paragraph on page 3: Lawrence County will provide six (6) weeks of paid maternity leave for any female employee who has been employed for a minimum of eleven (11) months with Lawrence County. This six (6) week period is to run concurrently with the four (4) month period provided by Tennessee Code Annotated §4-21-408.
3. On page 16, Section B, Hiring Practices, line 10 is changed to read: All candidates will be required to take a pre-hire drug test and physical examination before being employed.

These amendments shall be added to the Lawrence County Personnel Policy Manual and distributed to each department of county government and be made available to all Lawrence County employees.

This resolution shall take effect upon its adoption and approval.



APPROVED:




STEVE HILL, COUNTY EXECUTIVE

ATTEST:



KENNETH WEATHERS  
COUNTY COURT CLERK



JERRY DRYDEN, CHAIRMAN OF  
LAWRENCE COUNTY COMMISSION

This resolution needs to be amended to change the Lawrence County Personnel Policy to reflect the changes made by this settlement agreement in the following language:

Add:

**II. Leave Policies**

J. Holidays

Note to Ambulance Employees: See Appendix I for policies relating to holidays.

**Appendix I  
HOLIDAYS-LAWRENCE COUNTY AMBULANCE SERVICE:**

- 1.01 Ambulance Service Holidays: Holidays will be paid only if worked. However, if worked, Holidays will be paid at the rate of one and one-half times the regular rate of pay for that particular week.

**VACATIONS-LAWRENCE COUNTY AMBULANCE SERVICE:**

- 2.01 Ambulance Service Vacation Buy-Back: Beginning January 1, 2000, there will be no buy-back of vacation days. The employee will be allowed to carry over one-half of vacation days earned in that calendar year into the next year.

- 2.01 Ambulance Service Vacation Scheduling: The County reserves in its sole discretion the right to schedule vacations which shall be scheduled in weeks in which the employee is scheduled to work 72 hours.

**II. Leave Policies:**

Ambulance Service Employees: See additional leave provisions pertaining to the Lawrence County Ambulance Service employees in Appendix I.

**Appendix I  
PROCEDURE FOR TAKING LEAVE-LAWRENCE COUNTY AMBULANCE SERVICE**

- 3.01 The employee taking any type of leave is responsible for finding the appropriate and acceptable replacement from a list prepared by the director. First choice shall be given first to part-time employees, and second choice to those employees scheduled to work 72 hours during the particular week of replacement. If the employee has given the director at least two weeks notice of his or her intended absence, the director will find a replacement. Any leave taken shall be in accordance with the County's FMLA policies, on-the-job injury policies or as otherwise ordered by the director. Failure to comply with this policy will result in disciplinary action in accordance with the County's disciplinary policies.

- 3.02 The employee filling in or replacing another employee will be paid at his or her rate or the rate of the employee for whom he/she is filling in, whichever is less.

**EXTRA SHIFTS**

- 4.01 Extra (non-scheduled) shifts may be worked only in the week in which the employee is presently scheduled to work 72 hours and subject to 3.02 (above) unless approved by the director.

**INQUIRIES ABOUT PAYROLL MATTERS**

- 5.01 Questions regarding compensation shall be submitted to the director in writing to the director only.

RESOLUTION# 13092899

Amending the Lawrence County Personnel Policy Manual.

TABLED

|                                   | MOTION  | SECOND | AYE | NAY | PASS | PRESENT | ABSENT |
|-----------------------------------|---|--------|-----|-----|------|---------|--------|
| 9th DISTRICT<br>BAILEY, JACKIE    | 762-3716<br>411 6th St Lawrenceburg, TN       |        |     |     |      |         |        |
| 7th DISTRICT<br>BENEFIELD, RONALD | 829-2358<br>91 Benefield LN Ethridge,         |        |     |     |      |         |        |
| 5th DISTRICT<br>BRAZIER, OLAN     | 762-2679<br>175 Reed Patch Rd L'Burg          |        |     |     |      |         |        |
| 9th DISTRICT<br>BUIE, JIM         | 762-3167<br>508 8th St Lawrenceburg           |        |     |     |      |         |        |
| 6th DISTRICT<br>BURNS, FRANKLIN   | 964-3404<br>383 L'Burg Henryvill RD ETH       |        |     |     |      |         |        |
| 3rd DISTRICT<br>DOSS, BARRY       | 852-2221<br>66 Shoally Br Rd Leoma            |        |     |     |      |         |        |
| 4th DISTRICT<br>DRYDEN, JERRY     | 762-7118<br>12 Ingram Rd Leoma                | X      |     |     |      |         |        |
| 1st DISTRICT<br>GABEL, JIM        | 852-2899<br>2773 Hwy 43 PO 176 Leoma          |        |     |     |      |         |        |
| 3rd DISTRICT<br>GOWEN, JIM.       | 852-2297<br>114 Richardson Rd Leoma           |        |     |     |      |         |        |
| 2nd DISTRICT<br>GREEN, ROBERT L   | 853-6709<br>404 N Military RD Box 224 Loretto |        |     |     |      |         |        |
| 2nd DISTRICT<br>MOORE, BOB        | 853-7221<br>11 Samuel Ln Loretto              |        |     |     |      |         |        |
| 5th DISTRICT<br>MOORE, W. T.      | 762-5501<br>306 Pond Field Rd West Pt.        |        |     |     |      |         |        |
| 4th DISTRICT<br>NIEDERGESES, MARK | 762-8078<br>4202 Marie Ln L'Burg              |        |     |     |      |         |        |
| 6th DISTRICT<br>PERRY, TIM        | 762-8007<br>1136 Ethridge Red Hill L'Burg     |        |     |     |      |         |        |
| 1st DISTRICT<br>SHANNON KEVIN     | 852-2870<br>2757 Hwy 43 S PO Box 87 Leoma     |        |     |     |      |         |        |
| 7th DISTRICT<br>TURNER, HENRY     | 829-2490<br>37 Mint Spring Rd Ethridge        |        |     |     |      |         |        |
| 8th DISTRICT<br>WOODALL, GLENN E  | 766-1040<br>1401 Hart Ave Lawrenceburg        |        |     |     |      |         |        |
| 8th DISTRICT<br>WRAY, JOE R.      | 762-7419<br>1403 Beckham Lawrenceburg         |        |     |     |      |         | X      |

Motion to tabled carried by a unanimous voice vote

ss.

DATE September 28, 1999

RESOLUTION # 14092899

RESOLUTION TO ADOPT THE ATTACHED BUDGET AND APPROPRIATIONS  
FOR THE FISCAL YEAR BEGINNING JULY 1, 1999

APPROVED:

  
STEVE HILL, COUNTY EXECUTIVE

  
JERRY DRYDEN, CHAIRMAN OF  
LAWRENCE COUNTY COMMISSION

ATTEST:

  
KENNETH WEATHERS  
COUNTY COURT CLERK

JANE M. JENNINGS  
ATTORNEY AT LAW  
201 N. MAIN ST.  
LAWRENCEBURG, TN 38464

THE BUDGET  
OF  
LAWRENCE COUNTY, TENNESSEE

THE APPROPRIATION RESOLUTION  
THE TAX LEVY RESOLUTION  
AND  
BUDGET STATEMENTS OF THE  
INDIVIDUAL FUNDS

FOR THE YEAR ENDING JUNE 30, 2000

LAWRENCE COUNTY, TENNESSEE

Budget for the Year Ending June 30, 2000

TABLE OF CONTENTS

Page(s)

The Appropriation Resolution  
The Tax Levy Resolution

Statement

A

Summary Statement of Proposed Operations

B

Statement of Estimated Revenue from Current Property Taxes

C

General Fund:

Statement of Proposed Operations

Special Revenue Funds:

Statement of Proposed Operations:

Courthouse and Jail Maintenance Fund

Public Library Fund

Industrial/Economic Development

Drug Control Fund

Highway/Public Works Fund

General Purpose School Fund

Central Cafeteria Fund

Extended School Program Fund

Debt Service Fund:

Statement of Proposed Operations:

General Debt Service Fund

Capital Project Fund:

Statement of Proposed Operations:

Highway Capital Projects Fund

D-1

D-2

D-3

D-4

D-5

D-6

D-7

D-8

E

F

PUBLIC LIBRARY FUND

|       |                           |    |         |
|-------|---------------------------|----|---------|
| 56500 | Libraries                 | \$ | 205,994 |
|       | Total Public Library Fund | \$ | 205,994 |

INDUSTRIAL/ECONOMIC DEVELOPMENT FUND

|       |  |    |         |
|-------|--|----|---------|
| 76100 | Regular Capital Outlay                     | \$ | 246,383 |
|       | Total Industrial/Economic Development Fund | \$ | 246,383 |

DRUG CONTROL FUND

|       |                         |    |        |
|-------|-------------------------|----|--------|
| 54150 | Drug Enforcement        | \$ | 12,700 |
|       | Total Drug Control Fund | \$ | 12,700 |

HIGHWAY/PUBLIC WORKS FUND

|       |  |    |           |
|-------|--|----|-----------|
| 61000 | Administration                         | \$ | 141,530   |
| 62000 | Highway and Bridge Maintenance         |    | 1,612,926 |
| 63100 | Operation and Maintenance of Equipment |    | 758,647   |
| 65000 | Other Charges                          |    | 200,130   |
| 66000 | Employee Benefits                      |    | 325,000   |
| 68000 | Capital Outlay                         |    | 558,228   |
|       | Transfers to Other Funds               |    | 376,366   |
|       | Total Highway/Public Works Fund        | \$ | 3,972,627 |

GENERAL PURPOSE SCHOOL FUND

|       |                                   |    |            |
|-------|-----------------------------------|----|------------|
| 71100 | Regular Instruction Program       | \$ | 15,492,375 |
| 71200 | Special Education Program         |    | 1,907,162  |
| 71300 | Vocational Education Program      |    | 1,569,442  |
| 71600 | Adult Education Program           |    | 96,194     |
| 72110 | Attendance                        |    | 75,642     |
| 72120 | Health Services                   |    | 113,913    |
| 72130 | Other Student Support             |    | 772,102    |
| 72210 | Regular Instruction Program       |    | 838,107    |
| 72220 | Special Education Program         |    | 172,050    |
| 72230 | Vocational Education Program      |    | 89,994     |
| 72260 | Adult Programs                    |    | 76,120     |
| 72310 | Board of Education                |    | 444,646    |
| 72320 | Office of the Superintendent      |    | 281,023    |
| 72410 | Office of the Principal           |    | 1,484,001  |
| 72510 | Fiscal Services                   |    | 189,276    |
| 72610 | Operation of Plant                |    | 2,351,889  |
| 72620 | Maintenance of Plant              |    | 577,295    |
| 72710 | Transportation                    |    | 1,782,849  |
| 72810 | Central and Other                 |    | 22,580     |
| 73100 | Food Service                      |    | 36,132     |
| 73300 | Community Services                |    | 179,500    |
| 76100 | Regular Capital Outlay            |    | 270,000    |
| 81300 | Education Debt Service            |    | 2,000      |
|       | Total General Purpose School Fund | \$ | 28,824,292 |

CENTRAL CAFETERIA FUND

|       |                              |    |           |
|-------|------------------------------|----|-----------|
| 73100 | Food Service                 | \$ | 2,697,127 |
|       | Total Central Cafeteria Fund | \$ | 2,697,127 |

A RESOLUTION MAKING APPROPRIATIONS FOR THE VARIOUS FUNDS,  
DEPARTMENTS, INSTITUTIONS, OFFICES AND AGENCIES OF  
LAWRENCE COUNTY, TENNESSEE, FOR THE  
YEAR BEGINNING JULY 1, 1999 AND ENDING JUNE 30, 2000.

SECTION 1. BE IT RESOLVED by the Board of County Commissioners of Lawrence County, Tennessee, assembled in regular session on the 28th day of September, 1999, that the amounts hereafter set out are hereby appropriated for the purpose of meeting the expenses of the various funds, departments, institutions, offices and agencies of Lawrence County, Tennessee, for the capital outlay, and for meeting the payment of principal and interest on the County's debt maturing during the year beginning July 1, 1999 and ending June 30, 2000, according to the following schedule:

GENERAL FUND

|       |  |    |           |
|-------|--|----|-----------|
| 51100 | County Commission                                  | \$ | 138,600   |
| 51300 | County Executive                                   |    | 120,293   |
| 51400 | County Attorney                                    |    | 6,475     |
| 51500 | Election Commission (Including Voter Registration) |    | 114,914   |
| 51600 | Register of Deeds                                  |    | 35,800    |
| 51750 | Codes Compliance                                   |    | 38,230    |
| 51800 | County Buildings                                   |    | 399,980   |
| 51910 | Preservation of Records                            |    | 37,460    |
| 52100 | Accounting and Budgeting                           |    | 108,950   |
| 52200 | Purchasing   |    | 53,235    |
| 52300 | Property Assessor's Office                         |    | 195,801   |
| 52400 | County Trustee's Office                            |    | 24,848    |
| 52500 | County Clerk's Office                              |    | 52,683    |
| 53100 | Circuit Court                                      |    | 243,762   |
| 53300 | General Sessions Court                             |    | 195,068   |
| 53400 | Chancery Court                                     |    | 153,917   |
| 53500 | Juvenile Court                                     |    | 29,934    |
| 53600 | District Attorney General                          |    | 10,000    |
| 54110 | Sheriff's Department                               |    | 1,054,887 |
| 54210 | Jail   |    | 330,349   |
| 54220 | Workhouse  |    | 56,370    |
| 54310 | Fire Prevention and Control                        |    | 8,000     |
| 54410 | Civil Defense                                      |    | 15,000    |
| 54420 | Rescue Squad                                       |    | 225,500   |
| 54610 | County Coroner/Medical Examiner                    |    | 8,000     |
| 54900 | Other Public Safety                                |    | 6,000     |
| 55110 | Local Health Center                                |    | 58,748    |
| 55130 | Ambulance/Emergency Medical Services               |    | 987,162   |
| 55310 | Regional Mental Health Center                      |    | 21,000    |
| 55390 | Appropriation to State                             |    | 20,000    |
| 55510 | General Welfare Assistance                         |    | 24,609    |
| 55520 | Aid to Dependent Children                          |    | 8,000     |
| 55900 | Other Public Health and Welfare                    |    | 12,500    |
| 56300 | Senior Citizens Assistance                         |    | 17,000    |
| 56900 | Other Social, Cultural and Recreational            |    | 72,100    |
| 57100 | Agriculture Extension Service                      |    | 91,696    |
| 57500 | Soil Conservation                                  |    | 22,625    |
| 58110 | Tourism  |    | 69,000    |
| 58120 | Industrial Development                             |    | 55,000    |
| 58220 | Airport  |    | 30,000    |
| 58300 | Veterans' Services                                 |    | 52,878    |
| 58400 | Other Charges                                      |    | 471,900   |
| 58600 | Employee Benefits                                  |    | 647,115   |
| 81100 | General Government Debt Service                    |    | 72,225    |
|       | Transfers to Other Funds                           |    | 322,000   |
|       | Total General Fund                                 | \$ | 6,717,634 |

COURTHOUSE & JAIL MAINTENANCE FUND

|       |  |    |       |
|-------|--|----|-------|
| 58400 | Other Charges                            | \$ | 7,625 |
|       | Total Courthouse & Jail Maintenance Fund | \$ | 7,625 |



EXTENDED SCHOOL PROGRAM FUND

|       |                                    |    |        |
|-------|------------------------------------|----|--------|
| 73300 | Community Services                 | \$ | 86,896 |
|       | Total Extended School Program Fund | \$ | 86,896 |

GENERAL DEBT SERVICE FUND

|       |                                 |    |           |
|-------|---------------------------------|----|-----------|
| 81100 | General Government Debt Service | \$ | 2,169,902 |
| 81200 | Highway & Street Debt Service   |    | 416,144   |
| 81300 | Education Debt Service          |    | 1,214,350 |
|       | Total General Debt Service Fund | \$ | 3,800,396 |

HIGHWAY CAPITAL PROJECTS FUND

|       |                                     |    |           |
|-------|-------------------------------------|----|-----------|
| 76100 | Regular Capital Outlay              | \$ | 1,290,700 |
|       | Total Highway Capital Projects Fund | \$ | 1,290,700 |

BE IT FURTHER RESOLVED, that the budget for the School Federal Projects Fund shall be the budget approved for separate projects within the fund by the Tennessee Department of Education.

SECTION 2. BE IT FURTHER RESOLVED, that there are also hereby appropriated certain portions of the commissions and fees for collecting taxes and licenses and for administering other funds which the Trustee, County Clerk, Circuit Court Clerk, Clerk and Master, Register, and the Sheriff and their officially authorized deputies and assistants may severally be entitled to receive under State laws heretofore or hereafter enacted. Expenditures out of commissions, and/or fees collected by the Trustee, County Clerk, Circuit Court Clerk, Clerk and Master, Register and the Sheriff may be made for such purposes and in such amounts as may be authorized by existing law or by valid order of any court having power to make such appropriations. Any excess commissions and/or fees collected over and above the expenditures duly and conclusively authorized shall be paid over to the Trustee and converted into the General Fund as provided by law.

BE IT FURTHER RESOLVED, that if any fee officials, as enumerated in Section 8-22-101, TCA, operate under provisions of Section 8-22-104, TCA, provisions of the preceding paragraph shall not apply to those particular officials.

SECTION 3. BE IT FURTHER RESOLVED, that any amendment to the budget, except for amendments to the budget for funds under supervision of the Superintendent of Schools, shall be approved as provided in Section 5-9-407. The Superintendent of Schools must receive approval of the Board of Education for transfers within each major category of the budget, and approval of both the Board of Education and Board of County Commissioners for transfers between major categories as required by law.

One copy of each amendment shall be filed with the County Clerk, one copy with the Chairman of the Budget Committee, and one copy with each divisional or departmental head concerned. The reason(s) for each transfer shall be clearly stated; however, this section shall in no case whatsoever be construed as authorizing transfer from one fund to another, but shall apply solely to transfers within a certain fund.

SECTION 4. BE IT FURTHER RESOLVED, that any appropriations made by this resolution which cover the same purpose for which a specific appropriation is made by statute is made in lieu of but not in addition to said statutory appropriation. The salary, wages, or remuneration of each officer, employee, or agent of the County shall not be in excess of the amounts authorized by existing law or as set forth in the estimate of expenditures which accompanies this resolution. Provided, however, that appropriations for such salaries, wages, or other remuneration hereby authorized shall in no case be construed as permitting expenditures for an office, agency, institution, division or department of the County in excess of the appropriation made herein for such office, agency, institution, division or department of the County. Such appropriation shall constitute the limit to the expenditures of any office, agency, institution, division or department for the year ending 2000. The aggregate expenditures for any item of appropriation shall in no instance be more than the amount herein appropriated for such item.

SECTION 5. BE IT FURTHER RESOLVED, that any resolution which may hereafter be presented to the Board of County Commissioners providing for appropriations in addition to those made by this Budget Appropriation Resolution shall specifically provide sufficient revenue or other funds, actually to be provided during the year in which the expenditure is to be made, to meet such additional appropriation. Said appropriating resolution shall be submitted to and approved by the State Director of Local Finance after its adoption as provided by Section 9-21-403, TCA.

SECTION 6. BE IT FURTHER RESOLVED, that the County Executive and County Clerk are hereby authorized to borrow money on revenue anticipation notes, provided such notes are first approved by the Director of Local Finance, to pay for the expenses herein authorized until the taxes and other revenue for the year 1999-00 have been collected. The proceeds of loans for each individual fund shall not exceed 60% of the appropriations of each individual fund and shall be used only to pay the expenses and other requirements of the fund for which the loan is made. The loan shall be paid out of revenue from the fund for which money is borrowed. The notes evidencing the loans authorized under this section shall be issued under the applicable sections of Title 9, Chapter 21, Tennessee Code Annotated. Said notes shall be signed by the County Executive and countersigned by the County Clerk and shall mature and be paid in full without renewal not later than June 30, 2000.

SECTION 7. BE IT FURTHER RESOLVED, that the delinquent County property taxes for the year 1999 and prior years and the interest and penalty thereon collected during the year ending June 30, 2000 shall be apportioned to the various County funds according to the subdivision of the tax levy for the year 1999. The Clerk and Master and the Trustee are hereby authorized and directed to make such apportionment accordingly.

SECTION 8. BE IT FURTHER RESOLVED, that all unencumbered balances of appropriations remaining at the end of the year shall lapse, and be of no further effect at the end of the year at June 30, 2000.

SECTION 9. BE IT FURTHER RESOLVED, that any resolution or part of a resolution which has heretofore been passed by the Board of County Commissioners which is in conflict with any provision in this resolution be and the same is hereby repealed.

SECTION 10. BE IT FURTHER RESOLVED, that this resolution shall take effect from and after its passage and its provisions shall be in force from and after July 1, 1999. This resolution shall be spread upon the minutes of the Board of County Commissioners.

Passed this 28th day of September, 1999.

RESOLUTION FIXING THE TAX LEVY IN  
LAWRENCE COUNTY, TENNESSEE  
FOR THE YEAR BEGINNING JULY 1, 1999

SECTION 1. BE IT RESOLVED by the Board of County Commissioners of Lawrence County, Tennessee, assembled in regular session on this 28th day of September, 1999, that the combined property tax rate for Lawrence County, Tennessee for the year beginning July 1, 1999, shall be \$2.625 on each \$100.00 of taxable property, which is to provide revenue for each of the following funds and otherwise conform to the following levies:

| Fund                            | Rate     |
|---------------------------------|----------|
| General                         | \$ 0.970 |
| Highway/Public Works            | 0.250    |
| General Purpose School          | 0.960    |
| General Debt Service            | 0.310    |
| Highway Capital Projects        | 0.070    |
| Industrial/Economic Development | 0.065    |
| Total                           | \$ 2.625 |

SECTION 2. BE IT FURTHER RESOLVED that there is hereby levied a gross receipts tax as provided by law. The proceeds of the gross receipts tax herein levied shall accrue \$175,000 to the General Purpose School Fund and remainder to General Fund.

SECTION 3. BE IT FURTHER RESOLVED that bank excise tax shall accrue \$25,000 to General Purpose School Fund and remainder to the General Fund.

SECTION 4. BE IT FURTHER RESOLVED, that all resolutions of the Board of County Commissioners of Lawrence County, Tennessee, which are in conflict with this resolution are hereby repealed.

SECTION 5. BE IT FURTHER RESOLVED, that this resolution take effect from and after its passage, the public welfare requiring it. This resolution shall be spread upon the minutes of the Board of County Commissioners.

Passed this 28th day of September, 1999.

Lawrence County, Tennessee  
 Summary Statement of Proposed Operations  
 For the Year Ending June 30, 2000

| Fund                    | Estimated Beginning Fund Balance 7-1-99 | Estimated Revenue   | Note Proceeds | Transfers from Other Funds | Total Estimated Available Funds | Estimated Expenditures | Transfers to Other Funds | Total Appropriations | Estimated Ending Fund Balance 6-30-2000 |
|-------------------------|---|---------------------|---------------|----------------------------|---------------------------------|------------------------|--------------------------|----------------------|---|
| General                 | \$ 506,845                              | 6,599,151           | \$ 0          | 0                          | \$ 7,105,996                    | \$ 6,395,634           | \$ 322,000               | \$ 6,717,634         | \$ 388,362                              |
| Courthouse & Jail       |   |                     |               |                            |                                 |                        |                          |                      |   |
| Maintenance             | 24,824                                  | 8,500               | 0             | 0                          | 33,324                          | 7,625                  | 0                        | 7,625                | 25,699                                  |
| Public Library          | 175,372                                 | 77,590              | 0             | 122,880                    | 395,942                         | 205,994                | 0                        | 205,994              | 189,948                                 |
| Industrial/Economic Dev | 0                                       | 246,383             | 0             | 0                          | 246,383                         | 246,383                | 0                        | 246,383              | 0                                       |
| Drug Control            | 20,515                                  | 12,700              | 0             | 0                          | 33,215                          | 12,700                 | 0                        | 12,700               | 20,515                                  |
| Highway/Public Works    | 282,807                                 | 3,811,865           | 0             | 0                          | 4,094,672                       | 3,596,461              | 376,366                  | 3,972,827            | 121,845                                 |
| General Purpose School  | 1,669,982                               | 28,397,858          | 0             | 4,825                      | 30,072,665                      | 28,824,292             | 0                        | 28,824,292           | 1,248,373                               |
| Central Cafeteria       | 626,603                                 | 2,596,500           | 0             | 0                          | 3,223,103                       | 2,697,127              | 0                        | 2,697,127            | 525,976                                 |
| Extended School Program | 12,552                                  | 86,896              | 0             | 0                          | 99,448                          | 86,896                 | 0                        | 86,896               | 12,552                                  |
| General Debt Service    | 5,326,167                               | 3,272,215           | 0             | 376,366                    | 8,974,748                       | 3,800,396              | 0                        | 3,800,396            | 5,174,352                               |
| Highway Capital Project | 2,757,199                               | 349,335             | 0             | 0                          | 3,106,534                       | 1,290,700              | 0                        | 1,290,700            | 1,815,834                               |
| <b>Total</b>            | <b>\$11,422,866</b>                     | <b>\$45,458,993</b> | <b>\$ 0</b>   | <b>\$ 504,171</b>          | <b>\$ 57,386,030</b>            | <b>\$ 47,164,208</b>   | <b>\$ 698,366</b>        | <b>\$47,862,574</b>  | <b>\$ 9,523,456</b>                     |

Interfund transfers do not balance because the Emergency Communications District Funds and School Federal Projects Funds are not presented on this statement.

Lawrence County, Tennessee  
Statement of Estimated Revenue from Current Property Taxes  
1999 Assessments Based Upon Estimated  
Assessed Valuation of \$412,011,869

| Fund                            | Proposed Amount of<br>Tax Rate Tax Levy | Reserve for Estimated<br>Delinquency Collection<br>8 % | Net<br>of Taxes |
|---------------------------------|---|--|-----------------|
| General                         | \$ 0.970 \$ 3,996,505 \$                | 319,720 \$   | 3,676,785       |
| Highway/Public Works            | 0.250 1,030,027                         | 82,402   | 947,625         |
| General Purpose School          | 0.960 3,955,304                         | 316,424  | 3,638,880       |
| General Debt Service            | 0.310 1,277,234                         | 102,179  | 1,175,055       |
| Highway Capital Projects        | 0.070 288,408                           | 23,073   | 265,335         |
| Industrial/Economic Development | 0.065 267,808                           | 21,425   | 246,383         |
| <hr/>                           |   |  |                 |
| Total                           | \$ 2.625 \$10,815,286 \$                | 865,223 \$   | 9,950,063       |

09/22/99  
10:09 AMLawrence County, Tennessee  
General Fund  
Statement of Proposed Operations  
For the Fiscal Year Ending 2000

| Account No.                       | Description                                      | Actual 1997-1998 | Estimated 1998-1999 | Estimated 1999-2000 |
|-----------------------------------|--|------------------|---------------------|---------------------|
| Estimated Revenues                |  |                  |                     |                     |
| LOCAL TAXES                       |  |                  |                     |                     |
| 40000                             | County Property Taxes                            |                  | \$ 2,925,000        | \$ 3,676,785        |
| 40100                             | Current Property Tax                             | 147,130          | 160,000             | 165,000             |
| 40120                             | Trustee's Collections - Prior Year               | 48,959           | 45,000              | 45,000              |
| 40130                             | Circuit/Clerk & Master Collections - Prior Years | 24,267           | 22,500              | 23,000              |
| 40140                             | Interest and Penalty                             | 2,290            | 2,800               | 2,000               |
| 40161                             | Payments in Lieu of Taxes - T.V.A.               | 129,839          | 140,000             | 85,000              |
| 40162                             | Payments in Lieu of Taxes - Local Utilities      | 481              | 481                 | 0                   |
| 40163                             | Payments in Lieu of Taxes - Other                |                  |                     |                     |
| 40200                             | County Local Option Taxes                        |                  |                     |                     |
| 40220                             | Hotel/Motel Tax                                  | 31,277           | 37,500              | 69,000              |
| 40250                             | Litigation Tax - General                         | 111,258          | 100,000             | 100,000             |
| 40260                             | Litigation Tax - Special Purpose                 | 20,394           | 15,000              | 15,000              |
| 40300                             | Statutory Local Taxes                            |                  |                     |                     |
| 40320                             | Bank Excise Tax                                  | 111,416          | 75,000              | 75,000              |
| 40330                             | Wholesale Beer Tax                               | 44,324           | 37,500              | 70,000              |
|                                   | TOTAL LOCAL TAXES                                | \$ 3,550,663     | \$ 3,560,781        | \$ 4,325,785        |
|                                   |  |                  |                     |                     |
| LICENSES AND PERMITS              |  |                  |                     |                     |
| 41000                             | Licenses and Permits                             |                  |                     |                     |
| 41100                             | Marriage Licenses                                | \$ 2,161         | \$ 1,500            | \$ 1,500            |
| 41140                             | Cable TV Franchise                               | 15,188           | 17,000              | 19,000              |
|                                   | TOTAL LICENSES AND PERMITS                       | \$ 17,349        | \$ 18,500           | \$ 20,500           |
|                                   |  |                  |                     |                     |
| FINES, FORFEITURES, AND PENALTIES |  |                  |                     |                     |
| 42000                             | Circuit Court                                    | \$ 5,155         | \$ 2,500            | \$ 1,000            |
| 42100                             | Fines  | 50,641           | 0                   | 0                   |
| 42120                             | Officers Costs                                   | 0                | 171                 | 0                   |
| 42130                             | Game and Fish Fines                              | 83               | 65                  | 0                   |
| 42140                             | Drug Control Fines                               | 750              | 945                 | 0                   |
| 42150                             | Jail Fees  | 761              | 0                   | 0                   |
| 42170                             | Judicial Commissioner Fees                       | 1,045            | 2,965               | 0                   |
| 42180                             | DUI Treatment Fines                              |                  |                     |                     |
| 42300                             | General Sessions Court                           |                  |                     |                     |
| 42310                             | Fines  | 27,141           | 30,000              | 35,000              |
| 42330                             | Game and Fish Fines                              | 1,367            | 1,250               | 1,200               |
| 42340                             | Drug Control Fines                               | 4,030            | 2,200               | 1,000               |
| 42370                             | Judicial Commissioner Fees                       | 9,255            | 4,500               | 7,500               |
| 42380                             | DUI Treatment Fines                              | 5,317            | 6,200               | 7,500               |
| 42400                             | Juvenile Court                                   |                  |                     |                     |
| 42410                             | Fines  | 1,761            | 650                 | 0                   |
| 42420                             | Officers Costs                                   | 136              | 0                   | 0                   |
| 42500                             | Chancery Court                                   |                  |                     |                     |
| 42520                             | Officers Costs                                   | 2,701            | 0                   | 0                   |
| 42900                             | Other Fines, Forfeitures, and Seizures           |                  |                     |                     |
| 42910                             | Proceeds from Confiscated Property               | 135              | 0                   | 0                   |
|                                   | TOTAL FINES, FORFEITURES, AND PENALTIES          | \$ 110,278       | \$ 51,446           | \$ 53,200           |

Lawrence County, Tennessee  
General Fund  
Statement of Proposed Operations (Cont.)

09/22/99  
10:09 AM

| Account No.                         | Description                                  | Actual 1997-1998 | Estimated 1998-1999 | Estimated 1999-2000 |
|-------------------------------------|--|------------------|---------------------|---------------------|
| Estimated Revenues (Cont.)          |  |                  |                     |                     |
| CHARGES FOR CURRENT SERVICES        |  |                  |                     |                     |
| 43000                               | General Service Charges                      | \$ 6,433         | \$ 4,000            | \$ 0                |
| 43100                               | Other Employee Benefit Charges/Contributions | 597,199          | 525,000             | 600,000             |
| 43102                               | Patient Charges                              | 26,729           | 30,000              | 30,000              |
| 43120                               | Past Due Collections - Ambulance             | 19,576           | 17,000              | 20,000              |
| 43130                               | Work Release Charges for Board               | 650              | 500                 | 0                   |
| 43170                               | Other General Service Charges                | 0                | 0                   | 0                   |
| 43190                               | Fees   | 0                | 19                  | 0                   |
| 43300                               | Copy Fees                                    | 3,538            | 5,000               | 5,000               |
| 43350                               | Telephone Commissions                        | 1,732            | 1,600               | 1,500               |
| 43370                               | Vending Machine Collections                  | 0                | 0                   | 24,000              |
| 43380                               | Data Processing Fee - Register               | 1,787            | 1,500               | 1,500               |
| 43392                               | Other Charges for Services                   |                  |                     |                     |
| 43990                               |  |                  |                     |                     |
|                                     | TOTAL CHARGES FOR CURRENT SERVICES           | \$ 657,644       | \$ 584,619          | \$ 682,000          |
| OTHER LOCAL REVENUES                |  |                  |                     |                     |
| 44000                               | Recurring Items                              | \$ 153,147       | \$ 145,000          | \$ 150,000          |
| 44100                               | Investment Income                            | 1,691            | 566                 | 0                   |
| 44110                               | Sale of Materials and Supplies               | 5,803            | 0                   | 0                   |
| 44130                               | Miscellaneous Refunds                        |                  |                     |                     |
| 44170                               | Nonrecurring Items                           | 11,632           | 0                   | 0                   |
| 44500                               | Sale of Equipment                            | 531              | 0                   | 0                   |
| 44530                               | Damages Recovered from Individuals           | 600              | 0                   | 1,000               |
| 44560                               | Contributions & Gifts                        |                  |                     |                     |
| 44570                               |  |                  |                     |                     |
|                                     | TOTAL OTHER LOCAL REVENUES                   | \$ 173,404       | \$ 145,566          | \$ 151,000          |
| FEES RECEIVED FROM COUNTY OFFICIALS |  |                  |                     |                     |
| 45000                               | Excess Fees                                  | \$ 0             | \$ 65,000           | \$ 70,000           |
| 45100                               | County Clerk                                 | 0                | 100,000             | 85,000              |
| 45110                               | Clerk and Master                             | 0                | 230,000             | 235,000             |
| 45190                               | Trustee                                      |                  |                     |                     |
| 45500                               | Fees in Lieu of Salary                       | 0                | 142,000             | 166,000             |
| 45520                               | Circuit Court Clerk                          | 0                | 70,000              | 70,000              |
| 45590                               | Sheriff                                      |                  |                     |                     |
|                                     | TOTAL FEES RECEIVED FROM COUNTY OFFICIALS    | \$ 0             | \$ 607,000          | \$ 626,000          |
| STATE OF TENNESSEE                  |  |                  |                     |                     |
| 46000                               | General Government Grants                    | \$ 10,000        | \$ 10,000           | \$ 10,000           |
| 46100                               | Juvenile Services Program                    |                  |                     |                     |
| 46110                               | Public Safety Grants                         | 12,600           | 16,200              | 0                   |
| 46200                               | Law Enforcement Training Programs            |                  |                     |                     |
| 46210                               | Health and Welfare Grants                    | 0                | 250                 | 0                   |
| 46300                               | Health Department Programs                   |                  |                     |                     |
| 46310                               | Public Works Grants                          | 6,490            | 35,000              | 47,316              |
| 46400                               | Litter Program                               |                  |                     |                     |
| 46430                               | Other State Revenues                         | 33,000           | 30,000              | 30,000              |
| 46800                               | Income Tax                                   | 41,802           | 40,000              | 40,000              |
| 46820                               | Alcoholic Beverage Tax                       | 1,926            | 50                  | 0                   |
| 46840                               | Mixed Drink Tax                              | 359,011          | 230,000             | 360,000             |
| 46850                               | State Revenue Sharing - T.V.A.               | 93,926           | 44,000              | 75,000              |
| 46881                               | Contracted Prisoner Boarding                 |                  |                     |                     |
| 46915                               |  |                  |                     |                     |

Lawrence County, Tennessee  
General Fund  
Statement of Proposed Operations (Cont.)

09/22/99  
10:09 AM

| Account No.                           | Description                                     | Actual 1997-1998 | Estimated 1998-1999 | Estimated 1999-2000 |
|---------------------------------------|---|------------------|---------------------|---------------------|
| Estimated Revenues (Cont.)            |   |                  |                     |                     |
| STATE OF TENNESSEE (Cont.)            |   |                  |                     |                     |
| 46000                                 | Other State Revenues (Cont.)                    |                  |                     |                     |
| 46800                                 | Reappraisal Program Reimbursement               | \$ 21,315        | \$ 10,000           | \$ 10,000           |
| 46940                                 | Registrar's Salary Supplement                   | 18,000           | 18,000              | 18,000              |
| 46960                                 | Other State Grants                              | 211,857          | 89,500              | 0                   |
| 46980                                 | Other State Revenues                            | 307,560          | 0                   | 60,000              |
| 46990                                 |   |                  |                     |                     |
|                                       | TOTAL STATE OF TENNESSEE                        | \$ 1,117,487     | \$ 523,000          | \$ 650,316          |
| FEDERAL GOVERNMENT                    |   |                  |                     |                     |
| 47000                                 | Federal Through State                           |                  |                     |                     |
| 47100                                 | Disaster Relief                                 | \$ 23,559        | \$ 12,502           | \$ 0                |
| 47230                                 | Other Federal through State                     | 0                | 0                   | 90,350              |
| 47590                                 | Direct Federal Revenue                          |                  |                     |                     |
| 47600                                 | Other Direct Federal Revenue                    | 25,276           | 0                   | 0                   |
| 47990                                 |   |                  |                     |                     |
|                                       | TOTAL FEDERAL GOVERNMENT                        | \$ 48,835        | \$ 12,502           | \$ 90,350           |
| OTHER GOVERNMENTS AND CITIZENS GROUPS |   |                  |                     |                     |
| 48000                                 | Citizens Groups                                 |                  |                     |                     |
| 48600                                 | Donations                                       | \$ 2,591         | \$ 15,158           | \$ 0                |
| 48610                                 |   |                  |                     |                     |
|                                       | TOTAL OTHER GOVERNMENTS AND CITIZENS GROUPS     | \$ 2,591         | \$ 15,158           | \$ 0                |
|                                       | Total Estimated Revenues                        | \$ 5,678,251     | \$ 5,518,572        | \$ 6,599,151        |
| Estimated Other Sources               |   |                  |                     |                     |
| 49800                                 | Operating Transfers                             | 576,811          | 0                   | 0                   |
|                                       | Total Estimated Revenues and Other Sources      | \$ 6,255,062     | \$ 5,518,572        | \$ 6,599,151        |
| Estimated Expenditures                |   |                  |                     |                     |
| GENERAL ADMINISTRATION                |   |                  |                     |                     |
| 51100                                 | County Commission                               |                  |                     |                     |
| 191                                   | Board and Committee Members Fees                | \$ 43,707        | \$ 44,000           | \$ 44,000           |
| 305                                   | Audit Services                                  | 14,213           | 10,000              | 10,000              |
| 312                                   | Contracts with Private Agencies                 | 70,400           | 50,058              | 70,400              |
| 320                                   | Dues and Memberships                            | 5,698            | 6,600               | 6,600               |
| 332                                   | Legal Notices, Recording and Court Costs        | 26               | 50                  | 100                 |
| 349                                   | Printing, Stationery and Forms                  | 32               | 655                 | 0                   |
| 355                                   | Travel  | 7,188            | 7,000               | 7,500               |
|                                       | Total County Commission                         | \$ 141,264       | \$ 118,363          | \$ 138,600          |
| County Executive                      |   |                  |                     |                     |
| 51300                                 | County Official/Administrative Officer          |                  |                     |                     |
| 101                                   | Secretary(s)                                    | \$ 56,061        | \$ 58,491           | \$ 59,613           |
| 161                                   | Part-time Personnel                             | 38,064           | 41,000              | 43,080              |
| 169                                   | Dues and Memberships                            | 2,140            | 0                   | 1,000               |
| 320                                   | Maintenance Agreements                          | 1,439            | 1,500               | 1,500               |
| 334                                   | Maintenance & Repair Services- Office Equipment | 528              | 528                 | 500                 |
| 337                                   | Postal Charges                                  | 95               | 0                   | 100                 |
| 348                                   | Printing, Stationery and Forms                  | 646              | 750                 | 750                 |
| 349                                   | Travel  | 340              | 500                 | 500                 |
| 355                                   |   | 3,808            | 5,500               | 7,500               |



Lawrence County, Tennessee  
General Fund  
Statement of Proposed Operations (Cont.)

09/22/99  
10:09 AM

| Account No.   | Description   | Actual 1997-1998  | Estimated 1998-1999 | Estimated 1999-2000 |
|---|---|-------------------|---------------------|---------------------|
| <b>Estimated Expenditures (Cont.)</b>                     |   |                   |                     |                     |
| <b>GENERAL ADMINISTRATION (Cont.)</b>                     |   |                   |                     |                     |
| 51300   | County Executive (Cont.)                                  |                   |                     |                     |
| 435   | Office Supplies   | \$ 983            | \$ 1,250            | \$ 1,000            |
| 437   | Periodicals   | 129               | 50                  | 150                 |
| 499   | Other Supplies and Materials                              | 204               | 350                 | 300                 |
| 709   | Data Processing Equipment                                 | 0                 | 0                   | 3,000               |
| 719   | Office Equipment  | 493               | 0                   | 1,300               |
|   | <b>Total County Executive</b>                             | <b>\$ 104,930</b> | <b>\$ 109,919</b>   | <b>\$ 120,293</b>   |
| <b>County Attorney</b>                                    |   |                   |                     |                     |
| 51400   | County Official/Administrative Officer                    | \$ 6,000          | \$ 6,000            | \$ 6,000            |
| 101   | In-Service Training                                       | 165               | 0                   | 0                   |
| 196   | Dues and Memberships                                      | 0                 | 0                   | 75                  |
| 320   | Travel  | 0                 | 0                   | 200                 |
| 355   | Other Supplies and Materials                              | 0                 | 0                   | 200                 |
| 499   |   |                   |                     |                     |
|   | <b>Total County Attorney</b>                              | <b>\$ 6,165</b>   | <b>\$ 6,000</b>     | <b>\$ 6,475</b>     |
| <b>Election Commission (Including Voter Registration)</b> |   |                   |                     |                     |
| 51500   | County Official/Administrative Officer                    | \$ 33,679         | \$ 37,125           | \$ 39,324           |
| 101   | Part-time Personnel                                       | 20,072            | 21,000              | 22,040              |
| 169   | Election Commission                                       | 3,475             | 4,000               | 4,000               |
| 192   | Election Workers  | 8,612             | 31,000              | 15,000              |
| 193   | Contracts with Vehicle Owners                             | 1,572             | 15,000              | 8,500               |
| 315   | Data Processing Services                                  | 0                 | 1,800               | 1,800               |
| 317   | Dues and Memberships                                      | 200               | 200                 | 250                 |
| 320   | Legal Notices, Recording and Court Costs                  | 1,050             | 3,175               | 3,500               |
| 332   | Maintenance Agreements                                    | 1,497             | 250                 | 500                 |
| 334   | Maintenance & Repair Services- Equipment                  | 525               | 700                 | 2,500               |
| 336   | Postal Charges  | 964               | 750                 | 2,500               |
| 348   | Printing, Stationery and Forms                            | 9,779             | 4,000               | 4,000               |
| 349   | Rentals   | 850               | 3,400               | 1,000               |
| 351   | Travel  | 2,202             | 850                 | 4,000               |
| 355   | Office Supplies   | 789               | 500                 | 1,500               |
| 435   | Other Supplies and Materials                              | 580               | 150                 | 1,000               |
| 499   | Data Processing Equipment                                 |                   |                     |                     |
| 709   |   | 2,694             | 0                   | 3,500               |
|   | <b>Total Election Commission (Including Voter Registr</b> | <b>\$ 88,540</b>  | <b>\$ 123,900</b>   | <b>\$ 114,914</b>   |
| <b>Register of Deeds</b>                                  |   |                   |                     |                     |
| 51600   | Dues and Memberships                                      | \$ 240            | \$ 240              | \$ 300              |
| 320   | Operating Lease Payments                                  | 0                 | 0                   | 22,500              |
| 330   | Maintenance Agreements                                    | 957               | 1,000               | 1,200               |
| 334   | Maintenance & Repair Services- Office Equipment           | 0                 | 35                  | 0                   |
| 337   | Postal Charges  | 2,246             | 1,500               | 1,500               |
| 348   | Printing, Stationery and Forms                            | 6,715             | 6,000               | 6,000               |
| 349   | Office Supplies   | 1,311             | 750                 | 2,000               |
| 435   | Other Supplies and Materials                              | 72                | 100                 | 300                 |
| 499   | Furniture and Fixtures                                    | 175               | 0                   | 0                   |
| 711   | Office Equipment  | 598               | 100                 | 2,000               |
| 719   |   |                   |                     |                     |
|   | <b>Total Register of Deeds</b>                            | <b>\$ 12,314</b>  | <b>\$ 9,725</b>     | <b>\$ 35,800</b>    |

Lawrence County, Tennessee  
General Fund  
Statement of Proposed Operations (Cont.)

09/22/99  
10:09 AM

| Account No.                           | Description                              | Actual 1997-1998  | Estimated 1998-1999 | Estimated 1999-2000 |
|---------------------------------------|--|-------------------|---------------------|---------------------|
| <b>Estimated Expenditures (Cont.)</b> |  |                   |                     |                     |
| <b>GENERAL ADMINISTRATION (Cont.)</b> |  |                   |                     |                     |
| 51750                                 | Codes Compliance                         | \$ 33,040         | \$ 33,040           | \$ 34,080           |
| 105                                   | Supervisor/Director                      | 0                 | 150                 | 250                 |
| 196                                   | In-Service Training                      | 88                | 400                 | 500                 |
| 307                                   | Communication                            | 50                | 0                   | 0                   |
| 320                                   | Dues and Memberships                     | 0                 | 0                   | 500                 |
| 332                                   | Legal Notices, Recording and Court Costs | 27                | 100                 | 200                 |
| 348                                   | Postal Charges                           | 636               | 850                 | 1,500               |
| 355                                   | Travel                                   | 37                | 175                 | 250                 |
| 435                                   | Office Supplies                          | 506               | 250                 | 200                 |
| 499                                   | Other Supplies and Materials             | 0                 | 0                   | 750                 |
| 719                                   | Office Equipment                         |                   |                     |                     |
|                                       | <b>Total Codes Compliance</b>            | <b>\$ 34,384</b>  | <b>\$ 34,965</b>    | <b>\$ 38,230</b>    |
| <b>County Buildings</b>               |  |                   |                     |                     |
| 51800                                 | County Official/Administrative Officer   | \$ 20,040         | \$ 20,040           | \$ 21,080           |
| 101                                   | Custodial Personnel                      | 46,238            | 46,320              | 49,440              |
| 166                                   | Part-time Personnel                      | 2,367             | 2,900               | 2,700               |
| 169                                   | Other Salaries & Wages                   | 0                 | 11,500              | 5,000               |
| 189                                   | Communication                            | 42,813            | 42,500              | 51,000              |
| 307                                   | Laundry Service                          | 227               | 400                 | 500                 |
| 329                                   | Operating Lease Payments                 | 4,144             | 9,500               | 9,500               |
| 330                                   | Legal Services                           | 0                 | 325                 | 0                   |
| 331                                   | Maintenance Agreements                   | 26,220            | 20,000              | 25,000              |
| 334                                   | Maintenance & Repair Services- Buildings | 34,318            | 50,000              | 75,810              |
| 335                                   | Maintenance & Repair Services- Equipment | 115               | 750                 | 5,000               |
| 336                                   | Maintenance & Repair Services- Vehicles  | 1,081             | 2,500               | 2,000               |
| 338                                   | Postal Charges                           | 1,814             | 2,000               | 2,000               |
| 348                                   | Rentals                                  | 160               | 311                 | 0                   |
| 351                                   | Travel                                   | 7                 | 75                  | 500                 |
| 355                                   | Custodial Supplies                       | 6,762             | 6,500               | 7,000               |
| 410                                   | Food Supplies                            | 98                | 500                 | 2,000               |
| 422                                   | Gasoline                                 | 1,260             | 1,000               | 1,300               |
| 425                                   | Office Supplies                          | 11                | 200                 | 200                 |
| 444                                   | Small Tools                              | 496               | 0                   | 0                   |
| 450                                   | Tires and Tubes                          | 0                 | 350                 | 200                 |
| 451                                   | Uniforms                                 | 1,427             | 1,850               | 1,500               |
| 452                                   | Utilities                                | 104,833           | 115,000             | 115,000             |
| 499                                   | Other Supplies and Materials             | 4,435             | 500                 | 3,250               |
| 711                                   | Furniture and Fixtures                   | 175               | 0                   | 0                   |
| 719                                   | Office Equipment                         | 0                 | 200                 | 0                   |
| 790                                   | Other Equipment                          | 0                 | 150                 | 20,000              |
|                                       | <b>Total County Buildings</b>            | <b>\$ 299,041</b> | <b>\$ 335,371</b>   | <b>\$ 399,980</b>   |
| <b>Preservation of Records</b>        |  |                   |                     |                     |
| 51910                                 | Other Salaries & Wages                   | \$ 29,693         | \$ 30,080           | \$ 32,160           |
| 189                                   | Communication                            | 239               | 225                 | 240                 |
| 307                                   | Contracts with Private Agencies          | 3,400             | 3,500               | 3,700               |
| 312                                   | Maintenance Agreements                   | 301               | 250                 | 360                 |
| 334                                   | Office Supplies                          | 67                | 0                   | 0                   |
| 435                                   | Other Supplies and Materials             | 993               | 150                 | 0                   |
| 499                                   | Other Charges                            | 0                 | 1,200               | 0                   |
| 599                                   | Office Equipment                         | 123               | 1,000               | 1,000               |
| 719                                   |  |                   |                     |                     |

Lawrence County, Tennessee  
General Fund  
Statement of Proposed Operations (Cont.)

09/22/99  
10:09 AM

| Account No.                    | Description                                     | Actual 1997-1998 | Estimated 1998-1999 | Estimated 1999-2000 |
|--------------------------------|---|------------------|---------------------|---------------------|
| Estimated Expenditures (Cont.) |   |                  |                     |                     |
| 51000                          | GENERAL ADMINISTRATION (Cont.)                  |                  |                     |                     |
| 51910                          | Preservation of Records (Cont.)                 |                  |                     |                     |
|                                | Total Preservation of Records                   | \$ 34,816        | \$ 36,405           | \$ 37,460           |
| FINANCE                        |   |                  |                     |                     |
| 52000                          | Accounting and Budgeting                        |                  |                     |                     |
| 52100                          | County Official/Administrative Officer          | \$ 17,040        | \$ 17,040           | \$ 18,560           |
| 101                            | Accountants/Bookkeepers                         | 73,377           | 77,955              | 62,090              |
| 119                            | Part-time Personnel                             | 861              | 300                 | 10,000              |
| 169                            | In-Service Training                             | 433              | 800                 | 2,000               |
| 196                            | Communication                                   | 0                | 330                 | 0                   |
| 307                            | Data Processing Services                        | 4,968            | 5,800               | 8,800               |
| 317                            | Legal Notices, Recording and Court Costs        | 0                | 650                 | 0                   |
| 332                            | Printing, Stationery and Forms                  | 1,776            | 1,000               | 1,500               |
| 349                            | Travel  | 1,369            | 2,100               | 2,000               |
| 355                            | Office Supplies                                 | 789              | 700                 | 1,000               |
| 435                            | Other Supplies and Materials                    | 584              | 700                 | 0                   |
| 499                            | Data Processing Equipment                       | 12               | 1,500               | 3,000               |
| 709                            |   |                  |                     |                     |
|                                | Total Accounting and Budgeting                  | \$ 101,209       | \$ 108,895          | \$ 108,950          |
| Purchasing                     |   |                  |                     |                     |
| 52200                          | County Official/Administrative Officer          | \$ 17,040        | \$ 17,040           | \$ 18,560           |
| 101                            | Purchasing Personnel                            | 18,985           | 18,985              | 20,025              |
| 122                            | Operating Lease Payments                        | 761              | 1,000               | 750                 |
| 330                            | Legal Notices, Recording and Court Costs        | 71               | 150                 | 1,000               |
| 332                            | Postal Charges                                  | 2,229            | 2,000               | 3,000               |
| 348                            | Printing, Stationery and Forms                  | 1,348            | 250                 | 1,200               |
| 349                            | Custodial Supplies                              | 0                | 2,000               | 3,000               |
| 410                            | Office Supplies                                 | 4,969            | 5,000               | 5,000               |
| 435                            | Other Supplies and Materials                    | 191              | 100                 | 700                 |
| 499                            | Office Equipment                                | 0                | 97                  | 0                   |
| 719                            |   |                  |                     |                     |
|                                | Total Purchasing                                | \$ 45,594        | \$ 46,622           | \$ 53,235           |
| Property Assessor's Office     |   |                  |                     |                     |
| 52300                          | County Official/Administrative Officer          | \$ 46,233        | \$ 48,230           | \$ 49,155           |
| 101                            | Deputy(ies)                                     | 87,287           | 83,990              | 88,150              |
| 106                            | Part-time Personnel                             | 1,775            | 0                   | 0                   |
| 169                            | Other Salaries & Wages                          | 23,036           | 23,036              | 24,076              |
| 189                            | Board and Committee Members Fees                | 0                | 20,000              | 3,500               |
| 191                            | In-Service Training                             | 140              | 100                 | 300                 |
| 196                            | Data Processing Services                        | 12,050           | 12,500              | 13,200              |
| 317                            | Dues and Memberships                            | 1,480            | 1,500               | 1,700               |
| 320                            | Legal Notices, Recording and Court Costs        | 150              | 0                   | 100                 |
| 332                            | Maintenance Agreements                          | 726              | 730                 | 730                 |
| 334                            | Maintenance & Repair Services- Office Equipment | 0                | 0                   | 100                 |
| 337                            | Maintenance & Repair Services- Vehicles         | 493              | 100                 | 500                 |
| 338                            | Postal Charges                                  | 7,830            | 3,000               | 5,140               |
| 348                            | Printing, Stationery and Forms                  | 527              | 150                 | 600                 |
| 349                            | Travel  | 1,557            | 1,000               | 2,000               |
| 355                            | Other Contracted Services                       | 0                | 100                 | 0                   |
| 399                            | Gasoline  | 415              | 700                 | 800                 |
| 425                            | Office Supplies                                 | 1,605            | 1,000               | 1,500               |
| 435                            | Tires and Tubes                                 | 3                | 0                   | 200                 |
| 450                            |   |                  |                     |                     |

Lawrence County, Tennessee  
General Fund  
Statement of Proposed Operations (Cont.)

09/22/99  
10:09 AM

| Account No.                           | Description                                     | Actual 1997-1998  | Estimated 1998-1999 | Estimated 1999-2000 |
|---------------------------------------|---|-------------------|---------------------|---------------------|
| <b>Estimated Expenditures (Cont.)</b> |   |                   |                     |                     |
| <b>FINANCE (Cont.)</b>                |   |                   |                     |                     |
| 52000                                 | Property Assessor's Office (Cont.)              |                   |                     |                     |
| 52300                                 | Property Assessor's Office (Cont.)              |                   |                     |                     |
| 499                                   | Other Supplies and Materials                    | \$ 183            | \$ 750              | \$ 1,250            |
| 709                                   | Data Processing Equipment                       | 0                 | 0                   | 2,500               |
| 718                                   | Motor Vehicles                                  | 0                 | 15,304              | 0                   |
| 719                                   | Office Equipment                                | 35                | 0                   | 300                 |
|                                       | <b>Total Property Assessor's Office</b>         | <b>\$ 185,525</b> | <b>\$ 212,190</b>   | <b>\$ 195,801</b>   |
| <b>County Trustee's Office</b>        |   |                   |                     |                     |
| 52400                                 | County Trustee's Office                         |                   |                     |                     |
| 317                                   | Data Processing Services                        | \$ 4,299          | \$ 5,700            | \$ 6,270            |
| 320                                   | Dues and Memberships                            | 240               | 240                 | 350                 |
| 332                                   | Legal Notices, Recording and Court Costs        | 0                 | 0                   | 500                 |
| 334                                   | Maintenance Agreements                          | 269               | 500                 | 1,500               |
| 348                                   | Postal Charges                                  | 2,595             | 3,000               | 6,500               |
| 349                                   | Printing, Stationery and Forms                  | 2,024             | 1,200               | 2,000               |
| 355                                   | Travel  | 0                 | 25                  | 0                   |
| 435                                   | Office Supplies                                 | 1,123             | 900                 | 600                 |
| 499                                   | Other Supplies and Materials                    | 72                | 25                  | 100                 |
| 709                                   | Data Processing Equipment                       | 0                 | 1,500               | 7,028               |
| 711                                   | Furniture and Fixtures                          | 0                 | 400                 | 0                   |
|                                       | <b>Total County Trustee's Office</b>            | <b>\$ 10,622</b>  | <b>\$ 13,490</b>    | <b>\$ 24,848</b>    |
| <b>County Clerk's Office</b>          |   |                   |                     |                     |
| 52500                                 | County Clerk's Office                           |                   |                     |                     |
| 317                                   | Data Processing Services                        | \$ 2,813          | \$ 3,225            | \$ 3,548            |
| 320                                   | Dues and Memberships                            | 240               | 240                 | 300                 |
| 330                                   | Operating Lease Payments                        | 0                 | 0                   | 2,500               |
| 332                                   | Legal Notices, Recording and Court Costs        | 200               | 100                 | 200                 |
| 334                                   | Maintenance Agreements                          | 585               | 1,000               | 1,500               |
| 336                                   | Maintenance & Repair Services- Equipment        | 101               | 105                 | 0                   |
| 337                                   | Maintenance & Repair Services- Office Equipment | 397               | 600                 | 400                 |
| 348                                   | Postal Charges                                  | 3,291             | 3,000               | 3,500               |
| 349                                   | Printing, Stationery and Forms                  | 5,273             | 6,100               | 6,000               |
| 435                                   | Office Supplies                                 | 1,916             | 2,000               | 2,500               |
| 499                                   | Other Supplies and Materials                    | 54                | 250                 | 1,500               |
| 709                                   | Data Processing Equipment                       | 0                 | 0                   | 29,735              |
| 719                                   | Office Equipment                                | 879               | 250                 | 1,000               |
|                                       | <b>Total County Clerk's Office</b>              | <b>\$ 15,748</b>  | <b>\$ 16,870</b>    | <b>\$ 52,683</b>    |
| <b>ADMINISTRATION OF JUSTICE</b>      |   |                   |                     |                     |
| 53000                                 | ADMINISTRATION OF JUSTICE                       |                   |                     |                     |
| 53100                                 | Circuit Court                                   |                   |                     |                     |
| 101                                   | County Official/Administrative Officer          | \$ 46,233         | \$ 48,230           | \$ 49,155           |
| 106                                   | Deputy (ies)                                    | 133,259           | 156,000             | 143,167             |
| 194                                   | Jury and Witness Fees                           | 30,105            | 32,500              | 32,000              |
| 317                                   | Data Processing Services                        | 4,930             | 5,650               | 6,000               |
| 320                                   | Dues and Memberships                            | 240               | 240                 | 240                 |
| 332                                   | Legal Notices, Recording and Court Costs        | 100               | 50                  | 200                 |
| 334                                   | Maintenance Agreements                          | 990               | 1,000               | 1,500               |
| 348                                   | Postal Charges                                  | 2,190             | 1,500               | 2,000               |
| 349                                   | Printing, Stationery and Forms                  | 3,883             | 3,000               | 4,500               |
| 355                                   | Travel  | 0                 | 100                 | 1,000               |
| 435                                   | Office Supplies                                 | 2,867             | 2,500               | 2,500               |
| 599                                   | Other Charges                                   | 0                 | 125                 | 0                   |
| 709                                   | Data Processing Equipment                       | 0                 | 0                   | 1,000               |

Lawrence County, Tennessee  
General Fund  
Statement of Proposed Operations (Cont.)

09/22/99  
10:09 AM

| Account No.                    | Description                                     | Actual 1997-1998  | Estimated 1998-1999 | Estimated 1999-2000 |
|--------------------------------|---|-------------------|---------------------|---------------------|
| Estimated Expenditures (Cont.) |   |                   |                     |                     |
| 53000                          | ADMINISTRATION OF JUSTICE (Cont.)               |                   |                     |                     |
| 53100                          | Circuit Court (Cont.)                           |                   |                     |                     |
| 719                            | Office Equipment                                | \$ 629            | \$ 0                | \$ 500              |
|                                | <b>Total Circuit Court</b>                      | <b>\$ 225,426</b> | <b>\$ 250,895</b>   | <b>\$ 243,762</b>   |
|                                |   |                   |                     |                     |
| 53300                          | General Sessions Court                          |                   |                     |                     |
| 102                            | Judges)   | \$ 73,758         | \$ 82,541           | \$ 85,554           |
| 160                            | Guards  | 43,083            | 43,029              | 46,149              |
| 162                            | Clerical Personnel                              | 36,200            | 49,445              | 51,525              |
| 168                            | Temporary Personnel                             | 0                 | 375                 | 0                   |
| 196                            | In-Service Training                             | 0                 | 175                 | 0                   |
| 307                            | Communication                                   | 500               | 700                 | 700                 |
| 320                            | Dues and Memberships                            | 125               | 125                 | 240                 |
| 334                            | Maintenance Agreements                          | 1,134             | 0                   | 3,400               |
| 336                            | Maintenance & Repair Services- Equipment        | 43                | 0                   | 0                   |
| 348                            | Postal Charges                                  | 522               | 500                 | 1,000               |
| 349                            | Printing, Stationery and Forms                  | 888               | 600                 | 800                 |
| 355                            | Travel  | 1,938             | 2,000               | 2,000               |
| 435                            | Office Supplies                                 | 503               | 450                 | 800                 |
| 499                            | Other Supplies and Materials                    | 308               | 400                 | 400                 |
| 709                            | Data Processing Equipment                       | 0                 | 0                   | 2,500               |
| 719                            | Office Equipment                                | 448               | 0                   | 0                   |
|                                | <b>Total General Sessions Court</b>             | <b>\$ 159,450</b> | <b>\$ 180,340</b>   | <b>\$ 195,868</b>   |
|                                |   |                   |                     |                     |
| 53400                          | Chancery Court                                  |                   |                     |                     |
| 101                            | County Official/Administrative Officer          | \$ 46,233         | \$ 48,230           | \$ 49,155           |
| 106                            | Deputy(Les)                                     | 78,524            | 79,030              | 83,190              |
| 169                            | Part-time Personnel                             | 66                | 0                   | 0                   |
| 196                            | In-Service Training                             | 0                 | 200                 | 0                   |
| 317                            | Data Processing Services                        | 0                 | 7,575               | 5,632               |
| 320                            | Dues and Memberships                            | 240               | 240                 | 240                 |
| 334                            | Maintenance Agreements                          | 5,670             | 750                 | 750                 |
| 337                            | Maintenance & Repair Services- Office Equipment | 33                | 0                   | 0                   |
| 348                            | Postal Charges                                  | 5,770             | 4,500               | 5,500               |
| 349                            | Printing, Stationery and Forms                  | 2,914             | 3,000               | 2,500               |
| 355                            | Travel  | 92                | 250                 | 500                 |
| 435                            | Office Supplies                                 | 2,286             | 2,000               | 2,500               |
| 499                            | Other Supplies and Materials                    | 155               | 455                 | 700                 |
| 709                            | Data Processing Equipment                       | 3,400             | 0                   | 2,000               |
| 719                            | Office Equipment                                | 0                 | 250                 | 1,250               |
|                                | <b>Total Chancery Court</b>                     | <b>\$ 145,383</b> | <b>\$ 146,480</b>   | <b>\$ 153,917</b>   |
|                                |   |                   |                     |                     |
| 53500                          | Juvenile Court                                  |                   |                     |                     |
| 112                            | Youth Service Officer(s)                        | \$ 10,275         | \$ 10,275           | \$ 10,275           |
| 140                            | Salary Supplements                              | 9,659             | 9,659               | 9,659               |
| 399                            | Other Contracted Services                       | 973               | 10,000              | 10,000              |
|                                | <b>Total Juvenile Court</b>                     | <b>\$ 20,907</b>  | <b>\$ 29,934</b>    | <b>\$ 29,934</b>    |

Lawrence County, Tennessee  
 General Fund  
 Statement of Proposed Operations (Cont.)

09/22/99  
 10:09 AM

| Account No.                    | Description                                     | Actual 1997-1998 | Estimated 1998-1999 | Estimated 1999-2000 |
|--------------------------------|---|------------------|---------------------|---------------------|
| Estimated Expenditures (Cont.) |   |                  |                     |                     |
| 53000                          | ADMINISTRATION OF JUSTICE (Cont.)               |                  |                     |                     |
| 53600                          | District Attorney General                       |                  |                     |                     |
| 399                            | Other Contracted Services                       | \$ 9,576         | \$ 8,500            | \$ 10,000           |
|                                | Total District Attorney General                 | \$ 9,576         | \$ 8,500            | \$ 10,000           |
| 54000                          | PUBLIC SAFETY                                   |                  |                     |                     |
| 54110                          | Sheriff's Department                            |                  |                     |                     |
| 101                            | County Official/Administrative Officer          | \$ 50,919        | \$ 55,706           | \$ 56,774           |
| 106                            | Deputy (ies)                                    | 376,928          | 342,642             | 501,802             |
| 108                            | Investigator (s)                                | 106,705          | 151,814             | 142,108             |
| 109                            | Captain(s)                                      | 34,075           | 46,359              | 35,115              |
| 115                            | Sergeant (s)                                    | 0                | 121,142             | 0                   |
| 148                            | Dispatchers/Radio Operators                     | 81,179           | 0                   | 0                   |
| 161                            | Secretary (s)                                   | 53,803           | 66,207              | 39,451              |
| 169                            | Part-time Personnel                             | 0                | 0                   | 5,000               |
| 187                            | Overtime Pay                                    | 20,689           | 17,100              | 20,500              |
| 189                            | Other Salaries & Wages                          | 16,378           | 2,600               | 20,040              |
| 196                            | In-Service Training                             | 17,062           | 22,000              | 20,000              |
| 307                            | Communication                                   | 5,885            | 5,000               | 5,168               |
| 317                            | Data Processing Services                        | 239              | 25,300              | 2,500               |
| 320                            | Dues and Memberships                            | 1,409            | 1,500               | 1,600               |
| 330                            | Operating Lease Payments                        | 3,068            | 3,265               | 3,265               |
| 331                            | Legal Services                                  | 1,000            | 0                   | 0                   |
| 334                            | Maintenance Agreements                          | 588              | 5,000               | 5,000               |
| 335                            | Maintenance & Repair Services- Buildings        | 54               | 0                   | 429                 |
| 336                            | Maintenance & Repair Services- Equipment        | 72               | 1,700               | 1,581               |
| 337                            | Maintenance & Repair Services- Office Equipment | 0                | 300                 | 295                 |
| 338                            | Maintenance & Repair Services- Vehicles         | 38,052           | 41,000              | 41,363              |
| 349                            | Printing, Stationery and Forms                  | 2,122            | 1,850               | 3,000               |
| 351                            | Rentals   | 0                | 2,500               | 0                   |
| 355                            | Travel  | 6,889            | 3,500               | 3,489               |
| 399                            | Other Contracted Services                       | 0                | 1,500               | 1,467               |
| 410                            | Custodial Supplies                              | 861              | 750                 | 1,200               |
| 425                            | Gasoline  | 23,666           | 21,000              | 26,720              |
| 431                            | Law Enforcement Supplies                        | 14,405           | 10,000              | 5,000               |
| 435                            | Office Supplies                                 | 3,851            | 3,000               | 3,500               |
| 450                            | Tires and Tubes                                 | 5,062            | 4,750               | 6,375               |
| 451                            | Uniforms  | 8,807            | 9,300               | 20,000              |
| 499                            | Other Supplies and Materials                    | 1,363            | 1,000               | 900                 |
| 599                            | Other Charges                                   | 159              | 75                  | 0                   |
| 709                            | Data Processing Equipment                       | 3,045            | 0                   | 15,000              |
| 711                            | Furniture and Fixtures                          | 394              | 250                 | 245                 |
| 716                            | Law Enforcement Equipment                       | 10,211           | 0                   | 5,500               |
| 718                            | Motor Vehicles                                  | 57,518           | 47,213              | 60,000              |
| 719                            | Office Equipment                                | 1,834            | 225                 | 500                 |
|                                | Total Sheriff's Department                      | \$ 948,292       | \$ 1,015,548        | \$ 1,054,887        |
| 54210                          | Jail  |                  |                     |                     |
| 105                            | Supervisor/Director                             | \$ 23,404        | \$ 24,500           | \$ 24,443           |
| 160                            | Guards  | 134,879          | 129,500             | 129,014             |
| 162                            | Clerical Personnel                              | 6,483            | 6,500               | 6,500               |
| 169                            | Part-time Personnel                             | 7,592            | 10,000              | 16,840              |
| 187                            | Overtime Pay                                    | 2,637            | 2,500               | 0                   |
| 189                            | Other Salaries & Wages                          | 14,227           | 15,150              | 12,152              |
| 196                            | In-Service Training                             | 2,060            | 500                 | 2,000               |

Lawrence County, Tennessee  
General Fund  
Statement of Proposed Operations (Cont.)

09/22/99  
10:09 AM

| Account No.                           | Description                              | Actual 1997-1998  | Estimated 1998-1999 | Estimated 1999-2000 |
|---------------------------------------|--|-------------------|---------------------|---------------------|
| <b>Estimated Expenditures (Cont.)</b> |  |                   |                     |                     |
| <b>PUBLIC SAFETY (Cont.)</b>          |  |                   |                     |                     |
| 54000                                 | Jail (Cont.)                             |                   |                     |                     |
| 54210                                 | Communication                            | \$ 25,759         | \$ 14,000           | \$ 20,000           |
| 307                                   | Data Processing Services                 | 3,355             | 0                   | 2,000               |
| 334                                   | Maintenance Agreements                   | 0                 | 410                 | 600                 |
| 335                                   | Maintenance & Repair Services- Buildings | 2,376             | 4,200               | 0                   |
| 336                                   | Maintenance & Repair Services- Equipment | 267               | 300                 | 2,800               |
| 348                                   | Postal Charges                           | 2,558             | 3,500               | 3,500               |
| 355                                   | Travel                                   | 1,209             | 2,330               | 3,000               |
| 410                                   | Custodial Supplies                       | 4,804             | 4,850               | 5,000               |
| 413                                   | Drugs and Medical Supplies               | 11,341            | 12,000              | 12,000              |
| 422                                   | Food Supplies                            | 42,834            | 44,000              | 46,000              |
| 435                                   | Office Supplies                          | 1,368             | 1,570               | 2,000               |
| 499                                   | Other Supplies and Materials             | 3,899             | 4,500               | 6,000               |
| 507                                   | Medical Claims                           | 36,782            | 20,000              | 30,000              |
| 707                                   | Building Improvements                    | 0                 | 0                   | 2,000               |
| 710                                   | Food Service Equipment                   | 0                 | 750                 | 1,000               |
| 711                                   | Furniture and Fixtures                   | 0                 | 1,000               | 1,500               |
| 716                                   | Law Enforcement Equipment                | 0                 | 0                   | 2,000               |
|                                       | <b>Total Jail</b>                        | <b>\$ 329,834</b> | <b>\$ 302,060</b>   | <b>\$ 330,349</b>   |
| <b>Workhouse</b>                      |  |                   |                     |                     |
| 54220                                 | County Official/Administrative Officer   | \$ 2,480          | \$ 0                | \$ 0                |
| 101                                   | Guards                                   | 32,360            | 32,840              | 34,920              |
| 160                                   | Communication                            | 737               | 500                 | 500                 |
| 307                                   | Maintenance & Repair Services- Vehicles  | 1,152             | 1,500               | 3,000               |
| 338                                   | Travel                                   | 0                 | 400                 | 0                   |
| 355                                   | Food Supplies                            | 3,556             | 3,500               | 3,500               |
| 422                                   | Gasoline                                 | 2,429             | 1,800               | 2,000               |
| 425                                   | Lubricants                               | 12                | 0                   | 0                   |
| 433                                   | Tires and Tubes                          | 249               | 50                  | 250                 |
| 450                                   | Uniforms                                 | 78                | 350                 | 350                 |
| 451                                   | Other Supplies and Materials             | 10,657            | 9,375               | 11,850              |
| 499                                   |  |                   |                     |                     |
|                                       | <b>Total Workhouse</b>                   | <b>\$ 53,710</b>  | <b>\$ 50,315</b>    | <b>\$ 56,370</b>    |
| <b>Fire Prevention and Control</b>    |  |                   |                     |                     |
| 54310                                 | Contracts with Government Agencies       | \$ 2,000          | \$ 2,000            | \$ 2,000            |
| 309                                   | Contracts with Other Public Agencies     | 0                 | 0                   | 6,000               |
| 310                                   |  |                   |                     |                     |
|                                       | <b>Total Fire Prevention and Control</b> | <b>\$ 2,000</b>   | <b>\$ 2,000</b>     | <b>\$ 8,000</b>     |
| <b>Civil Defense</b>                  |  |                   |                     |                     |
| 54410                                 | Communication                            | \$ 0              | \$ 4,500            | \$ 0                |
| 307                                   | Matching Share                           | 3,413             | 2,184               | 5,000               |
| 339                                   | Other Contracted Services                | 9,977             | 5,600               | 10,000              |
| 399                                   |  |                   |                     |                     |
|                                       | <b>Total Civil Defense</b>               | <b>\$ 13,390</b>  | <b>\$ 12,284</b>    | <b>\$ 15,000</b>    |
| <b>Rescue Squad Contributions</b>     |  |                   |                     |                     |
| 54420                                 | Rescue Squad                             | \$ 225,500        | \$ 225,500          | \$ 225,500          |
| 316                                   | Contributions                            |                   |                     |                     |
|                                       | <b>Total Rescue Squad</b>                | <b>\$ 225,500</b> | <b>\$ 225,500</b>   | <b>\$ 225,500</b>   |

Lawrence County, Tennessee  
General Fund  
Statement of Proposed Operations (Cont.)

09/22/99  
10:09 AM

| Account No.                    | Description                                     | Actual 1997-1998 | Estimated 1998-1999 | Estimated 1999-2000 |
|--------------------------------|---|------------------|---------------------|---------------------|
| Estimated Expenditures (Cont.) |   |                  |                     |                     |
| 54000                          | PUBLIC SAFETY (Cont.)                           |                  |                     |                     |
| 54430                          | Disaster Relief                                 |                  |                     |                     |
| 399                            | Other Contracted Services                       | \$ 19,250        | \$ 15,250           | \$ 0                |
|                                | Total Disaster Relief                           | \$ 19,250        | \$ 15,250           | \$ 0                |
| 54610                          | County Coroner/Medical Examiner                 |                  |                     |                     |
| 340                            | Medical and Dental Services                     | \$ 0             | \$ 0                | \$ 1,000            |
| 399                            | Other Contracted Services                       | 6,808            | 4,000               | 5,000               |
|                                | Total County Coroner/Medical Examiner           | \$ 6,808         | \$ 4,000            | \$ 6,000            |
| 54900                          | Other Public Safety                             |                  |                     |                     |
| 499                            | Other Supplies and Materials                    | \$ 1,480         | \$ 1,300            | \$ 6,000            |
|                                | Total Other Public Safety                       | \$ 1,480         | \$ 1,300            | \$ 6,000            |
| 55000                          | PUBLIC HEALTH AND WELFARE                       |                  |                     |                     |
| 55110                          | Local Health Center                             |                  |                     |                     |
| 161                            | Secretary(s)                                    | \$ 28,689        | \$ 29,936           | \$ 32,016           |
| 189                            | Other Salaries & Wages                          | 2,739            | 0                   | 0                   |
| 307                            | Communication                                   | 3,487            | 3,500               | 5,800               |
| 317                            | Data Processing Services                        | 0                | 160                 | 0                   |
| 320                            | Dues and Memberships                            | 200              | 100                 | 0                   |
| 328                            | Janitorial Services                             | 7,991            | 8,000               | 8,000               |
| 332                            | Legal Notices, Recording and Court Costs        | 33               | 0                   | 0                   |
| 334                            | Maintenance Agreements                          | 515              | 800                 | 600                 |
| 335                            | Maintenance & Repair Services- Buildings        | 15,153           | 100                 | 0                   |
| 336                            | Maintenance & Repair Services- Equipment        | 0                | 30                  | 0                   |
| 337                            | Maintenance & Repair Services- Office Equipment | 50               | 0                   | 600                 |
| 348                            | Postal Charges                                  | 2                | 0                   | 100                 |
| 349                            | Printing, Stationery and Forms                  | 355              | 250                 | 300                 |
| 355                            | Travel  | 179              | 475                 | 200                 |
| 410                            | Custodial Supplies                              | 317              | 150                 | 200                 |
| 413                            | Drugs and Medical Supplies                      | 0                | 0                   | 100                 |
| 422                            | Food Supplies                                   | 257              | 150                 | 0                   |
| 435                            | Office Supplies                                 | 396              | 250                 | 500                 |
| 452                            | Utilities                                       | 8,810            | 9,000               | 8,000               |
| 499                            | Other Supplies and Materials                    | 756              | 620                 | 800                 |
| 599                            | Other Charges                                   | 0                | 42                  | 0                   |
| 711                            | Furniture and Fixtures                          | 217              | 100                 | 332                 |
| 719                            | Office Equipment                                | 299              | 600                 | 1,200               |
|                                | Total Local Health Center                       | \$ 70,445        | \$ 54,263           | \$ 58,748           |
| 55130                          | Ambulance/Emergency Medical Services            |                  |                     |                     |
| 105                            | Supervisor/Director                             | \$ 32,031        | \$ 35,438           | \$ 36,478           |
| 131                            | Medical Personnel                               | 538,730          | 677,000             | 606,874             |
| 161                            | Secretary(s)                                    | 56,049           | 49,000              | 51,080              |
| 169                            | Part-time Personnel                             | 9,688            | 20,000              | 29,100              |
| 187                            | Overtime Pay                                    | 54,587           | 72,000              | 81,000              |
| 189                            | Other Salaries & Wages                          | 0                | 0                   | 26,750              |
| 196                            | In-Service Training                             | 1,408            | 12,000              | 14,000              |
| 307                            | Communication                                   | 18,741           | 12,000              | 18,000              |
| 317                            | Data Processing Services                        | 1,000            | 1,200               | 1,000               |



Lawrence County, Tennessee  
General Fund  
Statement of Proposed Operations (Cont.)

09/22/99  
10:09 AM

| Account No.                    | Description                                     | Actual 1997-1998 | Estimated 1998-1999 | Estimated 1999-2000 |
|--------------------------------|---|------------------|---------------------|---------------------|
| Estimated Expenditures (Cont.) |   |                  |                     |                     |
| 55000                          | PUBLIC HEALTH AND WELFARE (Cont.)               |                  |                     |                     |
| 55130                          | Ambulance/Emergency Medical Services (Cont.)    | \$               | \$                  | \$                  |
| 320                            | Dues and Memberships                            | 425              | 350                 | 750                 |
| 329                            | Laundry Service                                 | 2,440            | 2,500               | 2,500               |
| 330                            | Operating Lease Payments                        | 0                | 1,000               | 1,000               |
| 333                            | Licenses  | 351              | 600                 | 700                 |
| 334                            | Maintenance Agreements                          | 1,040            | 2,400               | 2,400               |
| 335                            | Maintenance & Repair Services- Buildings        | 501              | 250                 | 0                   |
| 336                            | Maintenance & Repair Services- Equipment        | 584              | 2,200               | 1,500               |
| 337                            | Maintenance & Repair Services- Office Equipment | 81               | 225                 | 0                   |
| 338                            | Maintenance & Repair Services- Vehicles         | 24,233           | 30,000              | 32,000              |
| 340                            | Medical and Dental Services                     | 0                | 0                   | 1,000               |
| 348                            | Postal Charges                                  | 5,141            | 3,500               | 4,000               |
| 349                            | Printing, Stationery and Forms                  | 2,065            | 2,500               | 2,000               |
| 351                            | Rentals   | 0                | 2,700               | 0                   |
| 355                            | Travel  | 2,007            | 1,500               | 1,500               |
| 399                            | Other Contracted Services                       | 358              | 450                 | 450                 |
| 410                            | Custodial Supplies                              | 2,156            | 2,000               | 3,000               |
| 413                            | Drugs and Medical Supplies                      | 19,346           | 26,000              | 30,000              |
| 422                            | Food Supplies                                   | 0                | 675                 | 0                   |
| 425                            | Gasoline  | 11,776           | 10,000              | 15,000              |
| 435                            | Office Supplies                                 | 1,517            | 1,100               | 1,500               |
| 450                            | Tires and Tubes                                 | 2,956            | 3,000               | 3,600               |
| 451                            | Uniforms  | 2,599            | 4,000               | 4,000               |
| 452                            | Utilities                                       | 10,724           | 12,000              | 12,000              |
| 499                            | Other Supplies and Materials                    | 2,214            | 850                 | 1,500               |
| 599                            | Other Charges                                   | 0                | 11,106              | 0                   |
| 718                            | Motor Vehicles                                  | 94,645           | 44,000              | 0                   |
| 719                            | Office Equipment                                | 280              | 700                 | 500                 |
| 790                            | Other Equipment                                 | 574              | 2,710               | 2,000               |
|                                | Total Ambulance/Emergency Medical Services      | \$ 900,247       | \$ 1,046,954        | \$ 987,182          |
|                                |   |                  |                     |                     |
| 55310                          | Regional Mental Health Center                   | \$ 21,000        | \$ 21,000           | \$ 21,000           |
| 309                            | Contracts with Government Agencies              |                  |                     |                     |
|                                | Total Regional Mental Health Center             | \$ 21,000        | \$ 21,000           | \$ 21,000           |
|                                |   |                  |                     |                     |
| 55390                          | Appropriation to State                          | \$ 19,995        | \$ 19,995           | \$ 20,000           |
| 309                            | Contracts with Government Agencies              |                  |                     |                     |
|                                | Total Appropriation to State                    | \$ 19,995        | \$ 19,995           | \$ 20,000           |
|                                |   |                  |                     |                     |
| 55510                          | General Welfare Assistance                      | \$               | \$                  | \$                  |
| 309                            | Contracts with Government Agencies              | 4,977            | 11,530              | 4,000               |
| 310                            | Contracts with Other Public Agencies            | 25,349           | 1,750               | 0                   |
| 312                            | Contracts with Private Agencies                 | 20,364           | 20,509              | 20,509              |
| 335                            | Maintenance & Repair Services- Buildings        | 0                | 500                 | 0                   |
| 410                            | Custodial Supplies                              | 59               | 0                   | 0                   |
| 411                            | Data Processing Supplies                        | 444              | 0                   | 0                   |
| 435                            | Office Supplies                                 | 129              | 0                   | 0                   |
| 499                            | Other Supplies and Materials                    | 142              | 100                 | 100                 |
| 719                            | Office Equipment                                | 0                | 600                 | 0                   |
|                                | Total General Welfare Assistance                | \$ 51,464        | \$ 34,989           | \$ 24,609           |

Lawrence County, Tennessee  
General Fund  
Statement of Proposed Operations (Cont.)

09/22/99  
10:09 AM

| Account No.                    | Description                                     | Actual 1997-1998 | Estimated 1998-1999 | Estimated 1999-2000 |
|--------------------------------|---|------------------|---------------------|---------------------|
| Estimated Expenditures (Cont.) |   |                  |                     |                     |
| 55000                          | PUBLIC HEALTH AND WELFARE (Cont.)               |                  |                     |                     |
| 55520                          | Aid to Dependent Children                       | \$ 7,129         | \$ 8,000            | \$ 8,000            |
| 309                            | Contracts with Government Agencies              |                  |                     |                     |
|                                | Total Aid to Dependent Children                 | \$ 7,129         | \$ 8,000            | \$ 8,000            |
| 55900                          | Other Public Health and Welfare                 |                  |                     |                     |
| 399                            | Other Contracted Services                       | \$ 11,333        | \$ 11,500           | \$ 12,500           |
|                                | Total Other Public Health and Welfare           | \$ 11,333        | \$ 11,500           | \$ 12,500           |
| 56000                          | SOCIAL, CULTURAL AND RECREATIONAL SERVICES      |                  |                     |                     |
| 56300                          | Senior Citizens Assistance                      | \$ 15,000        | \$ 15,000           | \$ 17,000           |
| 316                            | Contributions                                   |                  |                     |                     |
|                                | Total Senior Citizens Assistance                | \$ 15,000        | \$ 15,000           | \$ 17,000           |
| 56900                          | Other Social, Cultural and Recreational         |                  |                     |                     |
| 316                            | Contributions                                   | \$ 68,600        | \$ 82,100           | \$ 67,100           |
| 599                            | Other Charges                                   | 3,160            | 5,000               | 5,000               |
|                                | Total Other Social, Cultural and Recreational   | \$ 71,760        | \$ 87,100           | \$ 72,100           |
| 57000                          | AGRICULTURE & NATURAL RESOURCES                 |                  |                     |                     |
| 57100                          | Agriculture Extension Service                   | \$ 71,374        | \$ 65,000           | \$ 84,670           |
| 140                            | Salary Supplements                              | 300              | 150                 | 700                 |
| 191                            | Board and Committee Members Fees                | 239              | 0                   | 800                 |
| 307                            | Communication                                   | 120              | 0                   | 0                   |
| 320                            | Dues and Memberships                            | 0                | 2,100               | 0                   |
| 335                            | Maintenance & Repair Services- Buildings        | 110              | 75                  | 66                  |
| 337                            | Maintenance & Repair Services- Office Equipment | 346              | 500                 | 1,000               |
| 338                            | Maintenance & Repair Services- Vehicles         | 330              | 0                   | 360                 |
| 351                            | Rentals   | 348              | 100                 | 600                 |
| 355                            | Travel  | 619              | 0                   | 0                   |
| 399                            | Other Contracted Services                       | 195              | 250                 | 1,000               |
| 429                            | Instructional Supplies and Materials            | 395              | 175                 | 1,000               |
| 435                            | Office Supplies                                 | 0                | 124                 | 0                   |
| 450                            | Tires and Tubes                                 | 1,500            | 200                 | 1,500               |
| 499                            | Other Supplies and Materials                    | 3,850            | 40                  | 0                   |
| 719                            | Office Equipment                                |                  |                     |                     |
|                                | Total Agriculture Extension Service             | \$ 79,726        | \$ 68,714           | \$ 91,696           |
| 57500                          | Soil Conservation                               |                  |                     |                     |
| 140                            | Salary Supplements                              | \$ 15,861        | \$ 15,861           | \$ 20,025           |
| 320                            | Dues and Memberships                            | 760              | 760                 | 760                 |
| 334                            | Maintenance Agreements                          | 0                | 0                   | 60                  |
| 348                            | Postal Charges                                  | 366              | 120                 | 0                   |
| 355                            | Travel  | 1,217            | 1,300               | 1,500               |
| 435                            | Office Supplies                                 | 108              | 0                   | 0                   |
| 599                            | Other Charges                                   | 148              | 0                   | 280                 |
|                                | Total Soil Conservation                         | \$ 18,460        | \$ 18,041           | \$ 22,625           |

Lawrence County, Tennessee  
General Fund  
Statement of Proposed Operations (Cont.)

09/22/99  
10:09 AM

| Account No.                              | Description                                    | Actual 1997-1998 | Estimated 1998-1999 | Estimated 1999-2000 |
|--|--|------------------|---------------------|---------------------|
| Estimated Expenditures (Cont.)           |  |                  |                     |                     |
| OTHER GENERAL GOVERNMENT                 |  |                  |                     |                     |
| 58110                                    | Tourism  |                  |                     |                     |
| 316                                      | Contributions                                  | \$ 23,902        | \$ 24,000           | \$ 69,000           |
|  | Total Tourism                                  | \$ 23,902        | \$ 24,000           | \$ 69,000           |
| Industrial Development                   |  |                  |                     |                     |
| 58120                                    | Industrial Development                         |                  |                     |                     |
| 310                                      | Contracts with Other Public Agencies           | \$ 29,823        | \$ 54,300           | \$ 55,000           |
| 399                                      | Other Contracted Services                      | 0                | 700                 | 0                   |
| 599                                      | Other Charges                                  | 163,613          | 0                   | 0                   |
|  | Total Industrial Development                   | \$ 193,436       | \$ 55,000           | \$ 55,000           |
| Other Economic and Community Development |  |                  |                     |                     |
| 58190                                    | Other Economic and Community Development       |                  |                     |                     |
| 103                                      | Assistant(s)                                   | \$ 5,054         | 0                   | \$ 0                |
| 105                                      | Supervisor/Director                            | 15,077           | 0                   | 0                   |
| 207                                      | Medical Insurance                              | 5,983            | 0                   | 0                   |
| 307                                      | Communication                                  | 238              | 0                   | 0                   |
| 435                                      | Office Supplies                                | 18               | 0                   | 0                   |
| 709                                      | Data Processing Equipment                      | 1,742            | 0                   | 0                   |
|  | Total Other Economic and Community Development | \$ 28,112        | \$ 0                | \$ 0                |
| Airport                                  |  |                  |                     |                     |
| 58220                                    | Airport  |                  |                     |                     |
| 316                                      | Contributions                                  | \$ 34,500        | \$ 30,500           | \$ 30,000           |
|  | Total Airport                                  | \$ 34,500        | \$ 30,500           | \$ 30,000           |
| Veterans' Services                       |  |                  |                     |                     |
| 58300                                    | Veterans' Services                             |                  |                     |                     |
| 105                                      | Supervisor/Director                            | \$ 20,602        | \$ 20,602           | \$ 21,642           |
| 161                                      | Secretary(s)                                   | 19,921           | 19,921              | 20,961              |
| 320                                      | Dues and Memberships                           | 0                | 25                  | 25                  |
| 334                                      | Maintenance Agreements                         | 315              | 250                 | 450                 |
| 335                                      | Maintenance & Repair Services- Buildings       | 2                | 0                   | 0                   |
| 336                                      | Maintenance & Repair Services- Equipment       | 17               | 0                   | 0                   |
| 348                                      | Postal Charges                                 | 264              | 250                 | 300                 |
| 349                                      | Printing, Stationery and Forms                 | 56               | 100                 | 100                 |
| 355                                      | Travel   | 1,711            | 1,200               | 2,000               |
| 435                                      | Office Supplies                                | 200              | 100                 | 400                 |
| 499                                      | Other Supplies and Materials                   | 1,487            | 2,000               | 7,000               |
|  | Total Veterans' Services                       | \$ 44,575        | \$ 44,448           | \$ 52,878           |
| Other Charges                            |  |                  |                     |                     |
| 58400                                    | Other Charges                                  |                  |                     |                     |
| 331                                      | Legal Services                                 | \$ 28,974        | \$ 45,000           | \$ 45,000           |
| 332                                      | Legal Notices, Recording and Court Costs       | 0                | 250                 | 400                 |
| 348                                      | Postal Charges                                 | 0                | 4,500               | 10,000              |
| 399                                      | Other Contracted Services                      | 0                | 1,000               | 5,000               |
| 499                                      | Other Supplies and Materials                   | 0                | 100                 | 0                   |
| 502                                      | Building and Contents Insurance                | 11,820           | 15,000              | 15,000              |
| 505                                      | Judgments                                      | 0                | 261,500             | 0                   |
| 506                                      | Liability Insurance                            | 63,598           | 70,000              | 85,000              |
| 508                                      | Premiums on Corporate Surety Bonds             | 100              | 11,000              | 8,000               |
| 510                                      | Trustee's Commission                           | 82,983           | 90,000              | 95,000              |

Lawrence County, Tennessee  
General Fund  
Statement of Proposed Operations (Cont.)

09/22/99  
10:09 AM

| Account No.                    | Description   | Actual 1997-1998 | Estimated 1998-1999 | Estimated 1999-2000 |
|--------------------------------|---|------------------|---------------------|---------------------|
| Estimated Expenditures (Cont.) |   |                  |                     |                     |
| 58000                          | OTHER GENERAL GOVERNMENT (Cont.)  |                  |                     |                     |
| 58400                          | Other Charges (Cont.)   |                  |                     |                     |
| 511                            | Vehicle and Equipment Insurance   | \$ 20,076        | \$ 30,000           | \$ 35,000           |
| 513                            | Worker's Compensation Insurance   | 142,527          | 75,000              | 100,000             |
| 515                            | Liability Claims  | 3,521            | 5,200               | 5,000               |
| 599                            | Other Charges   | 6,862            | 43,500              | 43,500              |
| 604                            | Interest on Notes   | 0                | 0                   | 25,000              |
|                                | Total Other Charges   | \$ 360,461       | \$ 652,050          | \$ 471,900          |
| 58600                          | Employee Benefits   |                  |                     |                     |
| 186                            | Longevity Pay   | \$ 0             | \$ 0                | \$ 43,500           |
| 201                            | Social Security   | 211,492          | 240,000             | 264,320             |
| 204                            | State Retirement  | 124,829          | 150,000             | 169,295             |
| 206                            | Life Insurance  | 1,464            | 0                   | 0                   |
| 207                            | Medical Insurance   | 117,684          | 140,000             | 145,000             |
| 210                            | Unemployment Compensation   | 12,596           | 11,500              | 25,000              |
|                                | Total Employee Benefits   | \$ 468,065       | \$ 541,500          | \$ 647,115          |
| 80000                          | DEBT SERVICE  |                  |                     |                     |
| 81100                          | General Government Debt Service   |                  |                     |                     |
| 602                            | Principal on Notes  | \$ 0             | \$ 0                | \$ 67,500           |
| 604                            | Interest on Notes   | 0                | 0                   | 4,725               |
|                                | Total General Government Debt Service   | \$ 0             | \$ 0                | \$ 72,225           |
|                                | Total Estimated Expenditures  | \$ 5,660,768     | \$ 6,150,175        | \$ 6,395,634        |
|                                | Estimated Other Uses  |                  |                     |                     |
|                                | Operating Transfers   | 611,430          | 837,315             | 322,000             |
|                                | Total Estimated Expenditures and Other Uses   | \$ 6,272,198     | \$ 6,987,490        | \$ 6,717,634        |
|                                | Excess of Estimated Revenue and Other Sources Over<br>(Under) Estimated Expenditures and Other Uses | \$ (17,136)      | \$ (1,468,918)      | \$ (118,483)        |
|                                | Estimated Beginning Fund Balance - July 1   | 1,992,899        | 1,975,763           | 506,845             |
|                                | Estimated Ending Fund Balance - June 30   | \$ 1,975,763     | \$ 506,845          | \$ 388,362          |

Lawrence County, Tennessee  
 Courthouse & Jail Maintenance Fund  
 Statement of Proposed Operations  
 For the Fiscal Year Ending 2000

05/23/99  
 10:39 AM

| Account No.   | Description                              | Actual 1997-1998 | Estimated 1998-1999 | Estimated 1999-2000 |
|---|--|------------------|---------------------|---------------------|
| Estimated Revenues  |  |                  |                     |                     |
| LOCAL TAXES   |  |                  |                     |                     |
| 40000   | County Local Option Taxes                | \$ 12,439        | \$ 10,000           | \$ 8,500            |
| 40200   | Litigation Tax - Special Purpose         |                  |                     |                     |
| 40260   | TOTAL LOCAL TAXES                        | \$ 12,439        | \$ 10,000           | \$ 8,500            |
| Total Estimated Revenues  |  |                  |                     |                     |
|   |  | \$ 12,439        | \$ 10,000           | \$ 8,500            |
| Estimated Expenditures  |  |                  |                     |                     |
| OTHER GENERAL GOVERNMENT  |  |                  |                     |                     |
| 58000   | Other Charges                            | \$ 4,800         | \$ 22,500           | \$ 7,500            |
| 335   | Maintenance & Repair Services- Buildings | 115              | 150                 | 125                 |
| 510   | Trustee's Commission                     |                  |                     |                     |
| Total Other Charges   |  |                  |                     |                     |
|   |  | \$ 4,915         | \$ 22,650           | \$ 7,625            |
| Total Estimated Expenditures                                    |  |                  |                     |                     |
|   |  | \$ 4,915         | \$ 22,650           | \$ 7,625            |
| Excess of Estimated Revenue Over (Under) Estimated Expenditures |  |                  |                     |                     |
|   |  | \$ 7,524         | \$ (12,650)         | \$ 875              |
| Estimated Beginning Fund Balance - July 1                       |  |                  |                     |                     |
|   |  | 29,950           | 37,474              | 24,824              |
| Estimated Ending Fund Balance -- June 30                        |  |                  |                     |                     |
|   |  | \$ 37,474        | \$ 24,824           | \$ 25,699           |

Lawrence County, Tennessee  
Public Library Fund  
Statement of Proposed Operations  
For the Fiscal Year Ending 2000

09/23/99  
10:40 AM

| Account No.                                | Description                                 | Actual 1997-1998 | Estimated 1998-1999 | Estimated 1999-2000 |
|--|---|------------------|---------------------|---------------------|
| Estimated Revenues                         |   |                  |                     |                     |
| CHARGES FOR CURRENT SERVICES               |   |                  |                     |                     |
| 43000                                      | Fees  |                  |                     |                     |
| 43300                                      | Copy Fees                                   | \$ 4,338         | \$ 3,500            | \$ 3,500            |
| 43350                                      | Library Fees                                | 5,099            | 4,400               | 4,400               |
| 43360                                      |   |                  |                     |                     |
|  | TOTAL CHARGES FOR CURRENT SERVICES          | \$ 9,437         | \$ 7,900            | \$ 7,900            |
| OTHER LOCAL REVENUES                       |   |                  |                     |                     |
| 44000                                      | Recurring Items                             |                  |                     |                     |
| 44100                                      | Investment Income                           | \$ 7,373         | \$ 4,500            | \$ 4,500            |
| 44110                                      | Nonrecurring Items                          |                  |                     |                     |
| 44500                                      | Contributions & Gifts                       | 3,430            | 0                   | 0                   |
| 44570                                      |   |                  |                     |                     |
|  | TOTAL OTHER LOCAL REVENUES                  | \$ 10,803        | \$ 4,500            | \$ 4,500            |
| OTHER GOVERNMENTS AND CITIZENS GROUPS      |   |                  |                     |                     |
| 48000                                      | Other Governments                           |                  |                     |                     |
| 48100                                      | Contributions                               | \$ 58,809        | \$ 58,809           | \$ 61,490           |
| 48130                                      | Citizens Groups                             |                  |                     |                     |
| 48600                                      | Donations                                   | 5,989            | 2,500               | 2,500               |
| 48610                                      |   | 1,938            | 1,200               | 1,200               |
| 48990                                      |   |                  |                     |                     |
|  | TOTAL OTHER GOVERNMENTS AND CITIZENS GROUPS | \$ 66,736        | \$ 62,509           | \$ 65,190           |
|  | Total Estimated Revenues                    | \$ 86,976        | \$ 74,909           | \$ 77,590           |
| 49800                                      | Estimated Other Sources                     |                  |                     |                     |
|  | Operating Transfers                         | 114,208          | 114,208             | 122,980             |
|  | Total Estimated Revenues and Other Sources  | \$ 201,184       | \$ 189,117          | \$ 200,570          |
| Estimated Expenditures                     |   |                  |                     |                     |
| SOCIAL, CULTURAL AND RECREATIONAL SERVICES |   |                  |                     |                     |
| 56000                                      | Libraries                                   |                  |                     |                     |
| 56500                                      | Supervisor/Director                         | \$ 24,044        | \$ 24,044           | \$ 25,084           |
| 105  | Deputy(ies)                                 | 17,745           | 17,745              | 18,785              |
| 106  | Librarians                                  | 47,158           | 47,158              | 51,318              |
| 129  | Part-time Personnel                         | 13,143           | 13,143              | 13,541              |
| 169  | Longevity Pay                               | 0                | 0                   | 3,100               |
| 186  | In-Service Training                         | 75               | 1,000               | 1,000               |
| 196  | Social Security                             | 7,646            | 7,646               | 8,309               |
| 201  | State Retirement                            | 7,774            | 8,028               | 9,001               |
| 204  | Medical Insurance                           | 6,056            | 6,056               | 6,846               |
| 207  | Unemployment Compensation                   | 626              | 686                 | 686                 |
| 210  | Communication                               | 2,017            | 1,600               | 2,500               |
| 307  | Data Processing Services                    | 395              | 0                   | 0                   |
| 317  | Dues and Memberships                        | 195              | 300                 | 300                 |
| 320  | Licenses                                    | 0                | 1,000               | 1,500               |
| 333  | Maintenance Agreements                      | 720              | 876                 | 1,000               |
| 334  | Maintenance & Repair Services- Buildings    | 7,555            | 9,000               | 11,000              |
| 335  | Maintenance & Repair Services- Equipment    | 0                | 524                 | 524                 |
| 336  | Postal Charges                              | 2,119            | 2,000               | 2,000               |
| 348  | Printing, Stationery and Forms              | 532              | 500                 | 500                 |
| 349  | Travel                                      | 1,767            | 1,000               | 1,500               |
| 355  | Other Contracted Services                   | 90               | 0                   | 0                   |
| 399  |   |                  |                     |                     |

Lawrence County, Tennessee  
Public-Library Fund  
Statement of Proposed Operations (Cont.)

09/23/99  
10:40 AM

| Account No.  | Description  | Actual 1997-1998 | Estimated 1998-1999 | Estimated 1999-2000 |
|--|--|------------------|---------------------|---------------------|
| Estimated Expenditures (Cont.)   |  |                  |                     |                     |
| 56000  | SOCIAL, CULTURAL AND RECREATIONAL SERVICES (Cont.) |                  |                     |                     |
| 56500  | Libraries (Cont.)                                  |                  |                     |                     |
| 410  | Custodial Supplies                                 | \$ 712           | \$ 2,500            | \$ 1,500            |
| 429  | Instructional Supplies and Materials               | 2,963            | 0                   | 3,000               |
| 432  | Library Books/Media                                | 16,815           | 11,000              | 15,000              |
| 435  | Office Supplies                                    | 5,328            | 2,500               | 3,500               |
| 437  | Periodicals  | 4,614            | 5,000               | 4,500               |
| 452  | Utilities  | 14,227           | 15,000              | 15,000              |
| 499  | Other Supplies and Materials                       | 400              | 0                   | 0                   |
| 513  | Worker's Compensation Insurance                    | 0                | 2,820               | 4,000               |
| 711  | Furniture and Fixtures                             | 4,660            | 0                   | 0                   |
| 719  | Office Equipment                                   | 2,565            | 3,500               | 1,000               |
|  | Total Libraries                                    | \$ 191,941       | \$ 184,626          | \$ 205,994          |
|  | Total Estimated Expenditures                       | \$ 191,941       | \$ 184,626          | \$ 205,994          |
| Excess of Estimated Revenue and Other Sources Over<br>(Under) Estimated Expenditures |  |                  |                     |                     |
|  | Estimated Beginning Fund Balance - July 1          | \$ 9,243         | \$ 4,491            | \$ (5,424)          |
|  | Estimated Ending Fund Balance - June 30            | 181,638          | 190,881             | 195,372             |
|  | Estimated Ending Fund Balance - June 30            | \$ 190,881       | \$ 195,372          | \$ 189,948          |

Lawrence County, Tennessee  
 Industrial/Economic Development Fund  
 Statement of Proposed Operations  
 For the Fiscal Year Ending 2000

09/23/99  
 10:40 AM

| Account No. | Description  | Estimated 1999-2000 |
|-------------|--|---------------------|
|             | Estimated Revenues   |                     |
| 40000       | LOCAL TAXES  |                     |
| 40100       | County Property Taxes  |                     |
| 40110       | Current Property Tax   | \$ 246,383          |
|             | TOTAL LOCAL TAXES  | \$ 246,383          |
|             | Total Estimated Revenues   | \$ 246,383          |
|             | Estimated Expenditures   |                     |
| 76000       | CAPITAL OUTLAY   |                     |
| 76100       | Regular Capital Outlay   | \$ 246,383          |
| 312         | Contracts with Private Agencies                                    |                     |
|             | Total Regular Capital Outlay                                       | \$ 246,383          |
|             | Total Estimated Expenditures                                       | \$ 246,383          |
|             | Excess of Estimated Revenue Over<br>(Under) Estimated Expenditures | \$ 0                |
|             | Estimated Beginning Fund Balance - July 1                          | 0                   |
|             | Estimated Ending Fund Balance - June 30                            | \$ 0                |

=====



Lawrence County, Tennessee  
Drug Control Fund  
Statement of Proposed Operations  
For the Fiscal Year Ending 2000

09/23/99  
10:41 AM

| Account No.   | Description                               | Actual 1997-1998 | Estimated 1998-1999 | Estimated 1999-2000 |
|---|---|------------------|---------------------|---------------------|
| Estimated Revenues  |   |                  |                     |                     |
| 42000   | FINES, FORFEITURES, AND PENALTIES         |                  |                     |                     |
| 42100   | Circuit Court                             |                  |                     |                     |
| 42140   | Drug Control Fines                        | \$ 4,880         | \$ 2,000            | \$ 3,100            |
| 42300   | General Sessions Court                    |                  |                     |                     |
| 42340   | Drug Control Fines                        | 8,216            | 6,500               | 9,600               |
|   | TOTAL FINES, FORFEITURES, AND PENALTIES   | \$ 13,096        | \$ 8,500            | \$ 12,700           |
|   | Total Estimated Revenues                  | \$ 13,096        | \$ 8,500            | \$ 12,700           |
| Estimated Expenditures  |   |                  |                     |                     |
| PUBLIC SAFETY   |   |                  |                     |                     |
| 54000   | Drug Enforcement                          |                  |                     |                     |
| 54150   | In-Service Training                       | \$ 0             | \$ 0                | \$ 500              |
| 307   | Communication                             | 798              | 800                 | 800                 |
| 319   | Confidential Drug Enforcement Payments    | 1,044            | 1,050               | 3,500               |
| 320   | Dues and Memberships                      | 0                | 0                   | 140                 |
| 336   | Maintenance & Repair Services- Equipment  | 267              | 300                 | 300                 |
| 338   | Maintenance & Repair Services- Vehicles   | 1,941            | 2,000               | 1,700               |
| 351   | Rentals                                   | 0                | 0                   | 1,000               |
| 355   | Travel                                    | 100              | 100                 | 800                 |
| 357   | Veterinary Services                       | 0                | 0                   | 500                 |
| 368   | Drug Treatment                            | 0                | 2,300               | 0                   |
| 401   | Animal Food and Supplies                  | 227              | 300                 | 1,750               |
| 418   | Equipment and Machinery Parts             | 100              | 200                 | 0                   |
| 431   | Law Enforcement Supplies                  | 227              | 250                 | 500                 |
| 435   | Office Supplies                           | 0                | 0                   | 40                  |
| 437   | Periodicals                               | 69               | 100                 | 0                   |
| 450   | Tires and Tubes                           | 0                | 0                   | 150                 |
| 451   | Uniforms                                  | 529              | 600                 | 0                   |
| 452   | Utilities                                 | 99               | 120                 | 120                 |
| 499   | Other Supplies and Materials              | 80               | 80                  | 100                 |
| 599   | Other Charges                             | 300              | 300                 | 300                 |
| 716   | Law Enforcement Equipment                 | 0                | 0                   | 500                 |
|   | Total Drug Enforcement                    | \$ 5,781         | \$ 8,500            | \$ 12,700           |
|   | Total Estimated Expenditures              | \$ 5,781         | \$ 8,500            | \$ 12,700           |
| Excess of Estimated Revenue Over (Under) Estimated Expenditures |   |                  |                     |                     |
|   | Estimated Beginning Fund Balance - July 1 | \$ 7,315         | \$ 0                | \$ 0                |
|   | Residual Equity Transfers - In            | 0                | 20,515              | 20,515              |
| 49900   |   | 13,200           | 0                   | 0                   |
|   | Estimated Ending Fund Balance - June 30   | \$ 20,515        | \$ 20,515           | \$ 20,515           |

Lawrence County, Tennessee  
 Highway/Public Works Fund  
 Statement of Proposed Operations  
 For the Fiscal Year Ending 2000

09/23/99  
 10:41 AM

| Account No.                           | Description                                      | Actual 1997-1998 | Estimated 1998-1999 | Estimated 1999-2000 |
|---------------------------------------|--|------------------|---------------------|---------------------|
| Estimated Revenues                    |  |                  |                     |                     |
| LOCAL TAXES                           |  |                  |                     |                     |
| 40000                                 | County Property Taxes                            |                  |                     |                     |
| 40100                                 | Current Property Tax                             | \$ 868,631       | \$ 903,000          | \$ 947,625          |
| 40110                                 | Trustee's Collections - Prior Year               | 41,049           | 48,000              | 55,000              |
| 40120                                 | Circuit/Clerk & Master Collections - Prior Years | 14,528           | 13,000              | 14,000              |
| 40130                                 | Interest and Penalty                             | 6,645            | 6,900               | 8,000               |
| 40200                                 | County Local Option Taxes                        |                  |                     |                     |
| 40280                                 | Mineral Severance Tax                            | 73,234           | 72,000              | 72,000              |
| 40300                                 | Statutory Local Taxes                            |                  |                     |                     |
| 40330                                 | Wholesale Beer Tax                               | 135,116          | 90,000              | 95,000              |
|                                       | TOTAL LOCAL TAXES                                | \$ 1,139,203     | \$ 1,132,900        | \$ 1,191,625        |
| CHARGES FOR CURRENT SERVICES          |  |                  |                     |                     |
| 43000                                 | Fees   |                  |                     |                     |
| 43300                                 | Vending Machine Collections                      | \$ 464           | \$ 450              | \$ 450              |
|                                       | TOTAL CHARGES FOR CURRENT SERVICES               | \$ 464           | \$ 450              | \$ 450              |
| OTHER LOCAL REVENUES                  |  |                  |                     |                     |
| 44000                                 | Recurring Items                                  |                  |                     |                     |
| 44100                                 | Investment Income                                | \$ 46,266        | \$ 45,000           | \$ 50,000           |
| 44110                                 | Cobra Insurance Payments                         | 615              | 0                   | 0                   |
| 44500                                 | Nonrecurring Items                               |                  |                     |                     |
| 44540                                 | Sale of Property                                 | 5,407            | 0                   | 0                   |
|                                       | TOTAL OTHER LOCAL REVENUES                       | \$ 52,288        | \$ 45,000           | \$ 50,000           |
| STATE OF TENNESSEE                    |  |                  |                     |                     |
| 46000                                 | Public Works Grants                              |                  |                     |                     |
| 46400                                 | Bridge Program                                   | \$ 84,715        | \$ 97,605           | \$ 231,624          |
| 46420                                 | State Aid Program                                | 184,971          | 20,753              | 335,389             |
| 46800                                 | Other State Revenues                             |                  |                     |                     |
| 46830                                 | Beer Tax   | 15,318           | 15,400              | 15,000              |
| 46920                                 | Gasoline and Motor Fuel Tax                      | 1,793,001        | 1,784,484           | 1,784,484           |
| 46930                                 | Petroleum Special Tax                            | 32,650           | 32,500              | 33,145              |
| 46980                                 | Other State Grants                               | 0                | 207,744             | 0                   |
| 46990                                 | Other State Revenues                             | 0                | 0                   | 24,628              |
|                                       | TOTAL STATE OF TENNESSEE                         | \$ 2,110,655     | \$ 2,158,486        | \$ 2,424,270        |
| FEDERAL GOVERNMENT                    |  |                  |                     |                     |
| 47000                                 | Federal Through State                            |                  |                     |                     |
| 47100                                 | Disaster Relief                                  | \$ 70,064        | \$ 0                | \$ 145,520          |
| 47230                                 |  |                  |                     |                     |
|                                       | TOTAL FEDERAL GOVERNMENT                         | \$ 70,064        | \$ 0                | \$ 145,520          |
| OTHER GOVERNMENTS AND CITIZENS GROUPS |  |                  |                     |                     |
| 48000                                 | Other Governments                                |                  |                     |                     |
| 48100                                 | Paving and Maintenance                           | \$ 7,308         | \$ 0                | \$ 0                |
| 48120                                 |  |                  |                     |                     |
|                                       | TOTAL OTHER GOVERNMENTS AND CITIZENS GROUPS      | \$ 7,308         | \$ 0                | \$ 0                |

Lawrence County, Tennessee  
Highway/Public Works Fund  
Statement of Proposed Operations (Cont.)

09/23/99  
10:41 AM

| Account No. | Description                                     | Actual 1997-1998 | Estimated 1998-1999 | Estimated 1999-2000 |
|-------------|---|------------------|---------------------|---------------------|
|             | Total Estimated Revenues                        | \$ 3,379,982     | \$ 3,336,836        | \$ 3,811,865        |
|             | Estimated Other Sources                         |                  |                     |                     |
| 49200       | Note Proceeds                                   | 260,000          | 410,000             | 0                   |
| 49800       | Operating Transfers                             | 143,442          | 75,301              | 0                   |
|             | Total Estimated Revenues and Other Sources      | \$ 3,783,424     | \$ 3,822,137        | \$ 3,811,865        |
|             | Estimated Expenditures                          |                  |                     |                     |
| 54000       | PUBLIC SAFETY                                   |                  |                     |                     |
| 54430       | Disaster Relief                                 |                  |                     |                     |
| 399         | Other Contracted Services                       | \$ 0             | \$ 22,497           | \$ 0                |
|             | Total Disaster Relief                           | \$ 0             | \$ 22,497           | \$ 0                |
|             | HIGHWAYS  |                  |                     |                     |
| 60000       | Administration                                  |                  |                     |                     |
| 61000       | County Official/Administrative Officer          | \$ 50,856        | \$ 53,053           | \$ 54,070           |
| 101         | Accountants/Bookkeepers                         | 41,163           | 41,700              | 45,262              |
| 119         | Custodial Personnel                             | 4,561            | 4,600               | 4,717               |
| 166         | Communication                                   | 5,013            | 5,400               | 5,400               |
| 307         | Data Processing Services                        | 0                | 82                  | 0                   |
| 317         | Dues and Memberships                            | 3,401            | 3,500               | 3,500               |
| 320         | Legal Notices, Recording and Court Costs        | 59               | 400                 | 300                 |
| 332         | Maintenance Agreements                          | 231              | 2,500               | 2,940               |
| 334         | Maintenance & Repair Services- Buildings        | 0                | 1,500               | 775                 |
| 335         | Maintenance & Repair Services- Office Equipment | 39               | 350                 | 400                 |
| 337         | Postal Charges                                  | 32               | 100                 | 100                 |
| 348         | Printing, Stationery and Forms                  | 0                | 220                 | 416                 |
| 349         | Travel  | 1,184            | 1,000               | 1,500               |
| 355         | Other Contracted Services                       | 0                | 45                  | 50                  |
| 399         | Coal  | 0                | 600                 | 1,200               |
| 407         | Custodial Supplies                              | 483              | 800                 | 700                 |
| 410         | Electricity                                     | 9,124            | 8,500               | 10,000              |
| 415         | Office Supplies                                 | 488              | 650                 | 1,000               |
| 435         | Water and Sewer                                 | 1,711            | 3,500               | 3,500               |
| 454         | Other Supplies and Materials                    | 2,830            | 2,000               | 2,000               |
| 499         | Other Charges                                   | 837              | 3,000               | 3,000               |
| 599         | Data Processing Equipment                       | 0                | 1,927               | 0                   |
| 709         | Office Equipment                                | 0                | 525                 | 700                 |
| 719         |   |                  |                     |                     |
|             | Total Administration                            | \$ 122,012       | \$ 135,952          | \$ 141,530          |
|             | Highway and Bridge Maintenance                  |                  |                     |                     |
| 62000       | Foremen   | \$ 321,957       | \$ 321,957          | \$ 233,094          |
| 141         | Equipment Operators                             | 322,661          | 322,661             | 406,722             |
| 143         | Equipment Operators - Light                     | 148,293          | 148,293             | 141,722             |
| 145         | Truck Drivers                                   | 302,467          | 302,467             | 295,634             |
| 147         | Laborers  | 63,662           | 82,500              | 141,404             |
| 149         | Rentals   | 17,895           | 14,250              | 16,000              |
| 351         | Other Contracted Services                       | 0                | 24,650              | 5,000               |
| 399         | Asphalt   | 443,190          | 392,000             | 150,000             |
| 402         | Asphalt - Cold Mix                              | 0                | 0                   | 15,000              |
| 403         | Concrete  | 22,511           | 17,000              | 17,000              |
| 408         | Crushed Stone                                   | 251,663          | 255,000             | 100,000             |
| 409         | General Construction Materials                  | 163              | 500                 | 500                 |
| 426         | Other Road Supplies                             | 0                | 650                 | 650                 |
| 436         |   |                  |                     |                     |

Lawrence County, Tennessee  
Highway/Public Works Fund  
Statement of Proposed Operations (Cont.)

09/23/99  
10:41 AM

| Account No.                    | Description                                  | Actual 1997-1998 | Estimated 1998-1999 | Estimated 1999-2000 |
|--------------------------------|--|------------------|---------------------|---------------------|
| Estimated Expenditures (Cont.) |  |                  |                     |                     |
| 60000                          | HIGHWAYS (Cont.)                             |                  |                     |                     |
| 62000                          | Highway and Bridge Maintenance (Cont.)       |                  |                     |                     |
| 438                            | Pipe   | \$ 75,395        | \$ 80,000           | \$ 60,000           |
| 443                            | Road Signs                                   | 4,730            | 3,500               | 6,000               |
| 455                            | Wood Products                                | 6,890            | 12,000              | 7,200               |
| 456                            | Gravel and Chert                             | 8,610            | 13,500              | 13,000              |
| 499                            | Other Supplies and Materials                 | 505              | 2,600               | 2,500               |
| 599                            | Other Charges                                | 0                | 1,500               | 1,500               |
|                                | Total Highway and Bridge Maintenance         | \$ 1,992,592     | \$ 1,995,028        | \$ 1,612,926        |
| 63100                          | Operation and Maintenance of Equipment       |                  |                     |                     |
| 142                            | Mechanic(s)                                  | \$ 104,132       | \$ 134,100          | \$ 177,126          |
| 150                            | Nightwatchmen                                | 62,473           | 62,473              | 37,445              |
| 187                            | Overtime Pay                                 | 0                | 0                   | 69,476              |
| 189                            | Other Salaries & Wages                       | 20,679           | 22,560              | 0                   |
| 336                            | Maintenance & Repair Services- Equipment     | 293,064          | 320,000             | 320,000             |
| 338                            | Maintenance & Repair Services- Vehicles      | 138              | 0                   | 0                   |
| 412                            | Diesel Fuel                                  | 57,126           | 35,500              | 50,000              |
| 416                            | Equipment Parts - Heavy                      | 522              | 995                 | 0                   |
| 418                            | Equipment and Machinery Parts                | 597              | 0                   | 0                   |
| 425                            | Gasoline                                     | 26,430           | 16,000              | 25,000              |
| 433                            | Lubricants                                   | 14,511           | 13,200              | 15,000              |
| 446                            | Small Tools                                  | 4,734            | 1,650               | 2,500               |
| 450                            | Tires and Tubes                              | 54,174           | 59,500              | 50,000              |
| 453                            | Vehicle Parts                                | 209              | 0                   | 0                   |
| 499                            | Other Supplies and Materials                 | 6,478            | 2,400               | 7,000               |
| 599                            | Other Charges                                | 4,107            | 3,850               | 5,000               |
| 718                            | Motor Vehicles                               | 27               | 27                  | 100                 |
|                                | Total Operation and Maintenance of Equipment | \$ 649,401       | \$ 672,255          | \$ 758,647          |
| 65000                          | Other Charges                                |                  |                     |                     |
| 186                            | Longevity Pay                                | \$ 0             | \$ 0                | \$ 24,500           |
| 506                            | Liability Insurance                          | 15,744           | 12,000              | 18,000              |
| 510                            | Trustee's Commission                         | 38,465           | 38,700              | 45,200              |
| 511                            | Vehicle and Equipment Insurance              | 28,681           | 34,680              | 40,000              |
| 513                            | Worker's Compensation Insurance              | 92,298           | 64,430              | 64,430              |
| 599                            | Other Charges                                | 251              | 500                 | 500                 |
| 602                            | Principal on Notes                           | 0                | 350,000             | 0                   |
| 604                            | Interest on Notes                            | 0                | 5,856               | 7,500               |
|                                | Total Other Charges                          | \$ 175,439       | \$ 506,166          | \$ 200,130          |
| 66000                          | Employee Benefits                            |                  |                     |                     |
| 201                            | Social Security                              | \$ 108,079       | \$ 120,000          | \$ 125,000          |
| 204                            | State Retirement                             | 48,394           | 55,000              | 70,000              |
| 205                            | Employee and Dependent Insurance             | 61,861           | 94,000              | 100,000             |
| 210                            | Unemployment Compensation                    | 20,467           | 23,500              | 30,000              |
|                                | Total Employee Benefits                      | \$ 239,801       | \$ 292,500          | \$ 325,000          |

Lawrence County, Tennessee  
Highway/Public Works Fund  
Statement of Proposed Operations (Cont.)

09/23/99  
10:41 AM

| Account No.   | Description                                 | Actual 1997-1998 | Estimated 1998-1999 | Estimated 1999-2000 |
|---|---|------------------|---------------------|---------------------|
| Estimated Expenditures (Cont.)  |   |                  |                     |                     |
| 60000   | HIGHWAYS (Cont.)                            |                  |                     |                     |
| 68000   | Capital Outlay                              |                  |                     |                     |
| 331   | Legal Services                              | \$ 1,750         | \$ 0                | \$ 0                |
| 705   | Bridge Construction                         | 142,295          | 121,141             | 270,978             |
| 713   | Highway Construction                        | 298,768          | 81,185              | 287,250             |
| 714   | Highway Equipment                           | 0                | 51,445              | 0                   |
| 718   | Motor Vehicles                              | 253,815          | 15,116              | 0                   |
| 790   | Other Equipment                             | 2,106            | 6,400               | 0                   |
| 791   | Other Construction                          | 67,698           | 0                   | 0                   |
|   | Total Capital Outlay                        | \$ 768,432       | \$ 275,287          | \$ 558,228          |
|   | Total Estimated Expenditures                | \$ 3,947,677     | \$ 3,899,685        | \$ 3,596,461        |
|   | Estimated Other Uses                        |                  |                     |                     |
|   | Operating Transfers                         | 6,370            | 56,638              | 376,366             |
|   | Total Estimated Expenditures and Other Uses | \$ 3,954,047     | \$ 3,956,323        | \$ 3,972,827        |
| Excess of Estimated Revenue and Other Sources Over<br>(Under) Estimated Expenditures and Other Uses |   |                  |                     |                     |
|   | Estimated Beginning Fund Balance - July 1   | \$ (170,623)     | \$ (134,186)        | \$ (160,962)        |
|   | Estimated Ending Fund Balance - June 30     | 587,616          | 416,993             | 282,807             |
|   | Estimated Ending Fund Balance - June 30     | \$ 416,993       | \$ 282,807          | \$ 121,845          |

Lawrence County, Tennessee  
 General Purpose School Fund  
 Statement of Proposed Operations  
 For the Fiscal Year Ending 2000

09/23/99  
 10:45 AM

| Account No. | Description                                      | Estimated 1999-2000 |
|-------------|--|---------------------|
|             | Estimated Revenues                               |                     |
|             | LOCAL TAXES                                      |                     |
| 40000       | County Property Taxes                            | \$ 3,638,880        |
| 40100       | Current Property Tax                             | 175,451             |
| 40110       | Trustee's Collections - Prior Year               | 55,000              |
| 40120       | Circuit/Clerk & Master Collections - Prior Years | 24,000              |
| 40130       | Interest and Penalty                             |                     |
| 40140       | County Local Option Taxes                        |                     |
| 40200       | Local Option Sales Tax                           | 3,774,485           |
| 40210       | Business Tax                                     | 175,000             |
| 40270       | Statutory Local Taxes                            |                     |
| 40300       | Bank Excise Tax                                  | 25,000              |
| 40320       |  |                     |
|             | TOTAL LOCAL TAXES                                | \$ 7,867,816        |
|             | LICENSES AND PERMITS                             |                     |
| 41000       | Licenses and Permits                             |                     |
| 41100       | Marriage Licenses                                | \$ 1,800            |
|             | TOTAL LICENSES AND PERMITS                       | \$ 1,800            |
|             | CHARGES FOR CURRENT SERVICES                     |                     |
| 43000       | Education Charges                                |                     |
| 43500       | Tuition - Regular Day Students                   | \$ 4,000            |
| 43511       | Tuition - Summer School                          | 1,500               |
| 43513       | Receipts from Individual Schools                 | 50,000              |
| 43570       | Community Service Fees - Children                | 35,000              |
| 43581       | Other Charges for Services                       | 0                   |
| 43990       |  |                     |
|             | TOTAL CHARGES FOR CURRENT SERVICES               | \$ 90,500           |
|             | OTHER LOCAL REVENUES                             |                     |
| 44000       | Recurring Items                                  |                     |
| 44100       | Investment Income                                | \$ 175,000          |
| 44110       | Sale of Materials and Supplies                   | 0                   |
| 44130       | Miscellaneous Refunds                            | 25,000              |
| 44170       | Nonrecurring Items                               |                     |
| 44500       | Sale of Equipment                                | 5,000               |
| 44530       | Damages Recovered from Individuals               | 500                 |
| 44560       | Contributions & Gifts                            | 0                   |
| 44570       | Other Local Revenues                             | 0                   |
| 44990       |  |                     |
|             | TOTAL OTHER LOCAL REVENUES                       | \$ 205,500          |
|             | STATE OF TENNESSEE                               |                     |
| 46000       | State Education Funds                            | \$19,012,000        |
| 46500       | Basic Education Program                          | 15,000              |
| 46511       | Driver Education                                 | 174,338             |
| 46550       | Other State Education Funds                      | 554,288             |
| 46590       | Career Ladder Program                            | 151,580             |
| 46610       | Career Ladder - Extended Contract                |                     |
| 46612       | Other State Revenues                             |                     |
| 46800       | Mixed Drink Tax                                  | 500                 |
| 46850       | Other State Grants                               | 78,856              |
| 46980       |  |                     |

Lawrence County, Tennessee  
 General Purpose School Fund  
 Statement of Proposed Operations (Cont.)

09/23/99  
 10:45 AM

| Account No. | Description                                    | Estimated 1999-2000 |
|-------------|--|---------------------|
|             | Estimated Revenues (Cont.)                     |                     |
| 46000       | STATE OF TENNESSEE (Cont.)                     |                     |
| 46800       | Other State Revenues (Cont.)                   |                     |
| 46990       | Other State Revenues                           | \$ 147,000          |
|             | TOTAL STATE OF TENNESSEE                       | \$20,133,562        |
|             | FEDERAL GOVERNMENT                             |                     |
| 47000       | Federal Through State                          |                     |
| 47100       | Adult Education State Grant Program            | \$ 98,680           |
| 47120       |  | \$ 98,680           |
|             | TOTAL FEDERAL GOVERNMENT                       | \$28,397,858        |
|             | Total Estimated Revenues                       | 4,825               |
| 49800       | Estimated Other Sources<br>Operating Transfers | \$28,402,683        |
|             | Total Estimated Revenues and Other Sources     |                     |
|             | Estimated Expenditures                         |                     |
| 71000       | INSTRUCTION                                    |                     |
| 71100       | Regular Instruction Program                    |                     |
| 116         | Teachers                                       | \$11,027,859        |
| 117         | Career Ladder Program                          | 332,000             |
| 127         | Career Ladder Extended Contracts               | 56,000              |
| 128         | Homebound Teachers                             | 35,700              |
| 163         | Educational Assistants                         | 618,660             |
| 189         | Other Salaries & Wages                         | 69,970              |
| 195         | Substitute Teachers                            | 140,000             |
| 201         | Social Security                                | 761,372             |
| 204         | State Retirement                               | 661,409             |
| 207         | Medical Insurance                              | 958,420             |
| 210         | Unemployment Compensation                      | 10,000              |
| 212         | Employer Medicare                              | 178,063             |
| 336         | Maintenance & Repair Services- Equipment       | 25,000              |
| 429         | Instructional Supplies and Materials           | 226,000             |
| 449         | Textbooks                                      | 250,000             |
| 499         | Other Supplies and Materials                   | 50,922              |
| 722         | Regular Instruction Equipment                  | 91,000              |
|             | Total Regular Instruction Program              | \$15,492,375        |
|             | Special Education Program                      |                     |
| 71200       | Teachers                                       | \$ 1,256,277        |
| 116         | Career Ladder Program                          | 31,000              |
| 117         | Career Ladder Extended Contracts               | 4,000               |
| 127         | Homebound Teachers                             | 50,000              |
| 128         | Educational Assistants                         | 192,235             |
| 163         | Substitute Teachers                            | 18,000              |
| 195         | Social Security                                | 96,194              |
| 201         | State Retirement                               | 82,009              |
| 204         | Medical Insurance                              | 133,450             |
| 207         | Employer Medicare                              | 22,497              |
| 212         | Contracts with Private Agencies                | 5,000               |
| 312         | Maintenance & Repair Services- Equipment       | 500                 |
| 336         |  |                     |

Lawrence County, Tennessee  
 General Purpose School Fund  
 Statement of Proposed Operations (Cont.)

09/23/99  
 10:45 AM

| Account No. | Description                              | Estimated 1999-2000 |
|-------------|--|---------------------|
|             | Estimated Expenditures (Cont.)           |                     |
| 71000       | INSTRUCTION (Cont.)                      |                     |
| 71200       | Special Education Program (Cont.)        |                     |
| 429         | Instructional Supplies and Materials     | \$ 13,000           |
| 499         | Other Supplies and Materials             | 3,000               |
|             | Total Special Education Program          | \$ 1,907,162        |
| 71300       | Vocational Education Program             |                     |
| 116         | Teachers                                 | \$ 1,162,960        |
| 117         | Career Ladder Program                    | 39,000              |
| 127         | Career Ladder Extended Contracts         | 11,000              |
| 163         | Educational Assistants                   | 11,165              |
| 195         | Substitute Teachers                      | 15,000              |
| 201         | Social Security                          | 76,826              |
| 204         | State Retirement                         | 67,424              |
| 207         | Medical Insurance                        | 99,100              |
| 212         | Employer Medicare                        | 17,967              |
| 311         | Contracts with Other School Systems      | 12,000              |
| 336         | Maintenance & Repair Services- Equipment | 3,000               |
| 399         | Other Contracted Services                | 4,000               |
| 429         | Instructional Supplies and Materials     | 45,000              |
| 499         | Other Supplies and Materials             | 1,500               |
| 599         | Other Charges                            | 3,500               |
|             | Total Vocational Education Program       | \$ 1,569,442        |
| 71600       | Adult Education Program                  |                     |
| 116         | Teachers                                 | \$ 71,255           |
| 189         | Other Salaries & Wages                   | 2,000               |
| 201         | Social Security                          | 4,542               |
| 204         | State Retirement                         | 3,980               |
| 207         | Medical Insurance                        | 3,500               |
| 212         | Employer Medicare                        | 1,062               |
| 299         | Other Fringe Benefits                    | 1,000               |
| 429         | Instructional Supplies and Materials     | 8,855               |
|             | Total Adult Education Program            | \$ 96,194           |
| 72000       | SUPPORT SERVICES                         |                     |
| 72110       | Attendance                               | \$ 46,404           |
| 105         | Supervisor/Director                      | 2,000               |
| 117         | Career Ladder Program                    | 2,000               |
| 127         | Career Ladder Extended Contracts         | 3,125               |
| 201         | Social Security                          | 2,757               |
| 204         | State Retirement                         | 6,590               |
| 207         | Medical Insurance                        | 731                 |
| 212         | Employer Medicare                        | 9,035               |
| 399         | Other Contracted Services                | 3,000               |
| 704         | Attendance Equipment                     |                     |
|             | Total Attendance                         | \$ 75,642           |



Lawrence County, Tennessee  
 General Purpose School Fund  
 Statement of Proposed Operations (Cont.)

09/23/99  
 10:45 AM

| Account No. | Description                       | Estimated 1999-2000 |
|-------------|-----------------------------------|---------------------|
|             | Estimated Expenditures (Cont.)    |                     |
| 72000       | SUPPORT SERVICES (Cont.)          |                     |
| 72120       | Health Services                   |                     |
| 131         | Medical Personnel                 | \$ 81,164           |
| 201         | Social Security                   | 5,032               |
| 204         | State Retirement                  | 4,440               |
| 207         | Medical Insurance                 | 15,000              |
| 212         | Employer Medicare                 | 1,177               |
| 355         | Travel                            | 700                 |
| 399         | Other Contracted Services         | 500                 |
| 413         | Drugs and Medical Supplies        | 3,200               |
| 499         | Other Supplies and Materials      | 2,700               |
|             | Total Health Services             | \$ 113,913          |
|             | Other Student Support             |                     |
| 72130       | Career Ladder Program             | \$ 12,000           |
| 117         | Guidance Personnel                | 472,310             |
| 123         | Psychological Personnel           | 28,615              |
| 124         | Career Ladder Extended Contracts  | 2,000               |
| 127         | Secretary(s)                      | 55,995              |
| 161         | Attendants                        | 20,417              |
| 164         | Other Salaries & Wages            | 22,000              |
| 189         | Social Security                   | 38,027              |
| 201         | State Retirement                  | 30,945              |
| 204         | Medical Insurance                 | 43,000              |
| 207         | Employer Medicare                 | 8,893               |
| 212         | Evaluation and Testing            | 25,000              |
| 322         | Travel                            | 6,000               |
| 355         | Other Contracted Services         | 5,000               |
| 399         | Other Supplies and Materials      | 400                 |
| 499         | Other Charges                     | 500                 |
| 599         | Other Equipment                   | 1,000               |
| 790         |                                   |                     |
|             | Total Other Student Support       | \$ 772,102          |
|             | Regular Instruction Program       |                     |
| 72210       | Supervisor/Director               | \$ 105,150          |
| 105         | Career Ladder Program             | 27,000              |
| 117         | Career Ladder Extended Contracts  | 19,000              |
| 127         | Librarians                        | 457,394             |
| 129         | Instructional Computer Personnel  | 72,458              |
| 138         | Social Security                   | 42,222              |
| 201         | State Retirement                  | 37,251              |
| 204         | Medical Insurance                 | 39,257              |
| 207         | Employer Medicare                 | 9,875               |
| 212         | Travel                            | 16,000              |
| 355         | In-Service/Staff Development      | 11,500              |
| 457         | Other Supplies and Materials      | 1,000               |
| 499         |                                   |                     |
|             | Total Regular Instruction Program | \$ 838,107          |
|             | Special Education Program         |                     |
| 72220       | Supervisor/Director               | \$ 77,475           |
| 105         | Career Ladder Program             | 5,000               |
| 117         | Psychological Personnel           | 29,894              |
| 124         | Career Ladder Extended Contracts  | 5,000               |
| 127         |                                   |                     |

Lawrence County, Tennessee  
 General Purpose School Fund  
 Statement of Proposed Operations (Cont.)

09/23/99  
 10:45 AM

| Account No. | Description                               | Estimated 1999-2000 |
|-------------|---|---------------------|
|             | Estimated Expenditures (Cont.)            |                     |
| 72000       | SUPPORT SERVICES (Cont.)                  |                     |
| 72220       | Special Education Program (Cont.)         |                     |
| 162         | Clerical Personnel                        | \$ 17,700           |
| 201         | Social Security                           | 8,374               |
| 204         | State Retirement                          | 7,148               |
| 207         | Medical Insurance                         | 9,300               |
| 212         | Employer Medicare                         | 1,959               |
| 336         | Maintenance & Repair Services- Equipment  | 500                 |
| 399         | Other Contracted Services                 | 5,000               |
| 457         | In-Service/Staff Development              | 500                 |
| 499         | Other Supplies and Materials              | 1,500               |
| 599         | Other Charges                             | 1,700               |
| 790         | Other Equipment                           | 1,000               |
|             | <b>Total Special Education Program</b>    | <b>\$ 172,050</b>   |
| 72230       | Vocational Education Program              |                     |
| 105         | Supervisor/Director                       | \$ 48,740           |
| 161         | Secretary(s)                              | 15,533              |
| 201         | Social Security                           | 3,985               |
| 204         | State Retirement                          | 3,304               |
| 207         | Medical Insurance                         | 5,500               |
| 212         | Employer Medicare                         | 932                 |
| 355         | Travel                                    | 12,000              |
|             | <b>Total Vocational Education Program</b> | <b>\$ 89,994</b>    |
| 72260       | Adult Programs                            |                     |
| 105         | Supervisor/Director                       | \$ 4,050            |
| 189         | Other Salaries & Wages                    | 43,609              |
| 201         | Social Security                           | 3,646               |
| 204         | State Retirement                          | 2,014               |
| 207         | Medical Insurance                         | 3,360               |
| 212         | Employer Medicare                         | 691                 |
| 355         | Travel                                    | 300                 |
| 599         | Other Charges                             | 18,450              |
|             | <b>Total Adult Programs</b>               | <b>\$ 76,120</b>    |
| 72310       | Board of Education                        |                     |
| 118         | Secretary to Board                        | \$ 1,020            |
| 191         | Board and Committee Members Fees          | 21,600              |
| 201         | Social Security                           | 1,402               |
| 204         | State Retirement                          | 56                  |
| 207         | Medical Insurance                         | 40                  |
| 212         | Employer Medicare                         | 328                 |
| 305         | Audit Services                            | 7,800               |
| 320         | Dues and Memberships                      | 13,400              |
| 331         | Legal Services                            | 24,500              |
| 355         | Travel                                    | 500                 |
| 506         | Liability Insurance                       | 20,000              |
| 510         | Trustee's Commission                      | 175,000             |
| 513         | Worker's Compensation Insurance           | 140,000             |
| 599         | Other Charges                             | 39,000              |

Lawrence County, Tennessee  
 General Purpose School Fund  
 Statement of Proposed Operations (Cont.)

09/23/99  
 10:45 AM

| Account No.                    | Description                              | Estimated 1999-2000 |
|--------------------------------|--|---------------------|
| Estimated Expenditures (Cont.) |  |                     |
| SUPPORT SERVICES (Cont.)       |  |                     |
| 72000                          | Operation of Plant                       |                     |
| 72610                          | Custodial Personnel                      | \$ 579,930          |
| 166                            | Other Salaries & Wages                   | 104,473             |
| 189                            | Social Security                          | 42,433              |
| 201                            | State Retirement                         | 28,129              |
| 204                            | Medical Insurance                        | 36,000              |
| 207                            | Unemployment Compensation                | 1,000               |
| 210                            | Employer Medicare                        | 9,924               |
| 212                            | Other Contracted Services                | 35,000              |
| 399                            | Custodial Supplies                       | 75,000              |
| 410                            | Electricity                              | 1,040,000           |
| 415                            | Natural Gas                              | 205,000             |
| 434                            | Water and Sewer                          | 120,000             |
| 454                            | Building and Contents Insurance          | 40,000              |
| 502                            | Plant Operation Equipment                | 35,000              |
| 720                            |  |                     |
|                                | <b>Total Operation of Plant</b>          | <b>\$ 2,351,889</b> |
|                                |  |                     |
| 72620                          | Maintenance of Plant                     |                     |
| 105                            | Supervisor/Director                      | \$ 31,105           |
| 189                            | Other Salaries & Wages                   | 143,697             |
| 201                            | Social Security                          | 10,804              |
| 204                            | State Retirement                         | 7,162               |
| 207                            | Medical Insurance                        | 11,000              |
| 212                            | Employer Medicare                        | 2,527               |
| 329                            | Laundry Service                          | 3,000               |
| 335                            | Maintenance & Repair Services- Buildings | 120,000             |
| 336                            | Maintenance & Repair Services- Equipment | 75,000              |
| 399                            | Other Contracted Services                | 99,500              |
| 499                            | Other Supplies and Materials             | 65,000              |
| 599                            | Other Charges                            | 3,500               |
| 717                            | Maintenance Equipment                    | 5,000               |
|                                | <b>Total Maintenance of Plant</b>        | <b>\$ 577,295</b>   |
|                                |  |                     |
| 72710                          | Transportation                           |                     |
| 105                            | Supervisor/Director                      | \$ 43,492           |
| 142                            | Mechanic(s)                              | 137,672             |
| 146                            | Bus Drivers                              | 690,441             |
| 162                            | Clerical Personnel                       | 18,926              |
| 201                            | Social Security                          | 55,213              |
| 204                            | State Retirement                         | 37,192              |
| 207                            | Medical Insurance                        | 85,000              |
| 210                            | Unemployment Compensation                | 2,000               |
| 212                            | Employer Medicare                        | 12,913              |
| 307                            | Communication                            | 500                 |
| 313                            | Contracts with Parents                   | 2,000               |
| 329                            | Laundry Service                          | 3,000               |
| 340                            | Medical and Dental Services              | 5,500               |
| 355                            | Travel                                   | 3,500               |
| 412                            | Diesel Fuel                              | 65,000              |
| 425                            | Gasoline                                 | 20,000              |
| 433                            | Lubricants                               | 5,000               |
| 450                            | Tires and Tubes                          | 23,000              |
| 453                            | Vehicle Parts                            | 75,000              |
| 511                            | Vehicle and Equipment Insurance          | 37,000              |

Lawrence County, Tennessee  
 General Purpose School Fund  
 Statement of Proposed Operations (Cont.)

09/23/99  
 10:45 AM

| Account No. | Description                             | Estimated 1999-2000 |
|-------------|---|---------------------|
|             | Estimated Expenditures (Cont.)          |                     |
| 72000       | SUPPORT SERVICES (Cont.)                |                     |
| 72710       | Transportation (Cont.)                  |                     |
| 599         | Other Charges                           | \$ 11,500           |
| 729         | Transportation Equipment                | 449,000             |
|             | Total Transportation                    | \$ 1,782,849        |
| 72810       | Central and Other                       | \$ 22,580           |
| 399         | Other Contracted Services               |                     |
|             | Total Central and Other                 | \$ 22,580           |
| 73000       | OPERATION OF NON-INSTRUCTIONAL SERVICES |                     |
| 73100       | Food Service                            |                     |
| 117         | Career Ladder Program                   | \$ 1,000            |
| 201         | Social Security                         | 62                  |
| 204         | State Retirement                        | 55                  |
| 207         | Medical Insurance                       | 35,000              |
| 212         | Employer Medicare                       | 15                  |
|             | Total Food Service                      | \$ 36,132           |
| 73300       | Community Services                      |                     |
| 105         | Supervisor/Director                     | \$ 18,200           |
| 189         | Other Salaries & Wages                  | 125,976             |
| 201         | Social Security                         | 8,939               |
| 204         | State Retirement                        | 2,900               |
| 212         | Employer Medicare                       | 2,091               |
| 499         | Other Supplies and Materials            | 12,500              |
| 599         | Other Charges                           | 6,300               |
| 790         | Other Equipment                         | 2,594               |
|             | Total Community Services                | \$ 179,500          |
| 76000       | CAPITAL OUTLAY                          |                     |
| 76100       | Regular Capital Outlay                  | \$ 50,000           |
| 399         | Other Contracted Services               | 220,000             |
| 707         | Building Improvements                   |                     |
|             | Total Regular Capital Outlay            | \$ 270,000          |
| 80000       | DEBT SERVICE                            |                     |
| 81300       | Education Debt Service                  | \$ 2,000            |
| 602         | Principal on Notes                      |                     |
|             | Total Education Debt Service            | \$ 2,000            |
|             | Total Estimated Expenditures            | \$28,824,292        |

Lawrence County, Tennessee  
General Purpose School Fund  
Statement of Proposed Operations (Cont.)

09/23/99  
10:45 AM

| Account No. | Description  | Estimated 1999-2000 |
|-------------|--|---------------------|
|             | Excess of Estimated Revenue and Other Sources Over<br>(Under) Estimated Expenditures | \$ (421,609)        |
|             | Estimated Beginning Fund Balance - July 1  | 1,669,982           |
|             | Estimated Ending Fund Balance - June 30  | \$ 1,248,373        |

=====

Lawrence County, Tennessee  
 Central Cafeteria Fund  
 Statement of Proposed Operations  
 For the Fiscal Year Ending 2000

09/23/99  
 10:48 AM

| Account No.                             | Description                              | Estimated 1999-2000 |
|---|--|---------------------|
| Estimated Revenues                      |  |                     |
| CHARGES FOR CURRENT SERVICES            |  |                     |
| 43000                                   | Education Charges                        | \$ 850,000          |
| 43500                                   | Lunch Payments - Children                | 150,000             |
| 43521                                   | Lunch Payments - Adults                  | 80,000              |
| 43522                                   | Income from Breakfast                    | 357,000             |
| 43523                                   | A la carte Sales                         | 3,000               |
| 43525                                   | Receipts from Individual Schools         |                     |
| 43570                                   |  |                     |
|   | TOTAL CHARGES FOR CURRENT SERVICES       | \$ 1,440,000        |
| OTHER LOCAL REVENUES                    |  |                     |
| 44000                                   | Recurring Items                          | \$ 20,000           |
| 44100                                   | Investment Income                        | 1,500               |
| 44110                                   | Miscellaneous Refunds                    |                     |
| 44170                                   |  |                     |
|   | TOTAL OTHER LOCAL REVENUES               | \$ 21,500           |
| STATE OF TENNESSEE                      |  |                     |
| 46000                                   | State Education Funds                    | \$ 47,000           |
| 46500                                   | School Food Service                      |                     |
| 46520                                   |  |                     |
|   | TOTAL STATE OF TENNESSEE                 | \$ 47,000           |
| FEDERAL GOVERNMENT                      |  |                     |
| 47000                                   | Federal Through State                    | \$ 863,000          |
| 47100                                   | USDA School Lunch Program                | 225,000             |
| 47111                                   | Breakfast                                |                     |
| 47113                                   |  |                     |
|   | TOTAL FEDERAL GOVERNMENT                 | \$ 1,088,000        |
|   | Total Estimated Revenues                 | \$ 2,596,500        |
| Estimated Expenditures                  |  |                     |
| OPERATION OF NON-INSTRUCTIONAL SERVICES |  |                     |
| 73000                                   | Food Service                             | \$ 38,748           |
| 73100                                   | Supervisor/Director                      | 27,866              |
| 105                                     | Accountants/Bookkeepers                  | 17,554              |
| 119                                     | Clerical Personnel                       | 1,018,950           |
| 162                                     | Cafeteria Personnel                      | 67,275              |
| 165                                     | Social Security                          | 36,000              |
| 201                                     | State Retirement                         | 500                 |
| 204                                     | Unemployment Compensation                | 15,734              |
| 210                                     | Employer Medicare                        | 45,000              |
| 212                                     | Maintenance & Repair Services- Equipment | 11,500              |
| 336                                     | Transportation - Other than Students     | 7,000               |
| 354                                     | Travel                                   | 60,000              |
| 355                                     | Other Contracted Services                | 10,000              |
| 399                                     | Food Preparation Supplies                | 1,130,000           |
| 421                                     | Food Supplies                            | 6,000               |
| 422                                     | Office Supplies                          | 8,000               |
| 435                                     | Utilities                                | 7,000               |
| 452                                     | In-Service/Staff Development             | 120,000             |
| 457                                     | Other Supplies and Materials             | 5,000               |
| 499                                     | Other Charges                            |                     |
| 599                                     |  |                     |

Lawrence County, Tennessee  
 Central Cafeteria Fund  
 Statement of Proposed Operations (Cont.)

09/23/99  
 10:48 AM

| Account No. | Description  | Estimated 1999-2000 |
|-------------|--|---------------------|
|             | Estimated Expenditures (Cont.)                                     |                     |
| 73000       | OPERATION OF NON-INSTRUCTIONAL SERVICES (Cont.)                    |                     |
| 73100       | Food Service (Cont.)   |                     |
| 710         | Food Service Equipment   | \$ 65,000           |
|             | Total Food Service   | \$ 2,697,127        |
|             | Total Estimated Expenditures                                       | \$ 2,697,127        |
|             | Excess of Estimated Revenue Over<br>(Under) Estimated Expenditures | \$ (100,627)        |
|             | Estimated Beginning Fund Balance - July 1                          | 626,603             |
|             | Estimated Ending Fund Balance - June 30                            | \$ 525,976          |

\*\*\*\*\*

Lawrence County, Tennessee  
 Extended School Program Fund  
 Statement of Proposed Operations  
 For the Fiscal Year Ending 2000

09/23/99  
 11:05 AM

| Account No. | Description   | Estimated 1999-2000 |
|-------------|---|---------------------|
|             | Estimated Revenues  |                     |
|             | CHARGES FOR CURRENT SERVICES                                    |                     |
| 43000       | Education Charges   | \$ 75,122           |
| 43500       | Tuition - Other   | \$ 75,122           |
|             | TOTAL CHARGES FOR CURRENT SERVICES                              |                     |
| 46000       | STATE OF TENNESSEE  |                     |
| 46500       | State Education Funds   | \$ 11,774           |
| 46590       | Other State Education Funds                                     | \$ 11,774           |
|             | TOTAL STATE OF TENNESSEE  |                     |
|             | Total Estimated Revenues  | \$ 86,896           |
|             | Estimated Expenditures  |                     |
|             | OPERATION OF NON-INSTRUCTIONAL SERVICES                         |                     |
| 73000       | Community Services  | \$ 11,290           |
| 73300       | Clerical Personnel  | 60,526              |
| 162         | Other Salaries & Wages  | 4,453               |
| 189         | Social Security   | 3,413               |
| 201         | State Retirement  | 1,042               |
| 204         | Employer Medicare   | 5,113               |
| 212         | Other Supplies and Materials                                    | 1,059               |
| 499         | Other Charges   |                     |
| 599         |   |                     |
|             | Total Community Services  | \$ 86,896           |
|             | Total Estimated Expenditures                                    | \$ 86,896           |
|             | Excess of Estimated Revenue Over (Under) Estimated Expenditures | \$ 0                |
|             | Estimated Beginning Fund Balance - July 1                       | 12,552              |
|             | Estimated Ending Fund Balance - June 30                         | \$ 12,552           |



Lawrence County, Tennessee  
 General Debt Service Fund  
 Statement of Proposed Operations  
 For the Fiscal Year Ending 2000

09/23/99  
 11:06 AM

| Account No. | Description                                      | Actual 1997-1998 | Estimated 1998-1999 | Estimated 1999-2000 |
|-------------|--|------------------|---------------------|---------------------|
|             | Estimated Revenues                               |                  |                     |                     |
|             | LOCAL TAXES                                      |                  |                     |                     |
| 40000       | County Property Taxes                            | \$ 1,114,755     | \$ 1,121,700        | \$ 1,175,055        |
| 40100       | Current Property Tax                             | 70,622           | 61,800              | 62,000              |
| 40110       | Trustee's Collections - Prior Year               | 19,512           | 16,000              | 16,000              |
| 40120       | Circuit/Clerk & Master Collections - Prior Years | 10,944           | 8,750               | 8,750               |
| 40130       | Interest and Penalty                             |                  |                     |                     |
| 40140       | County Local Option Taxes                        | 1,169,498        | 1,186,037           | 1,205,000           |
| 40200       | Local Option Sales Tax                           | 769,277          | 745,410             | 745,410             |
| 40210       | Wheel Tax  |                  |                     |                     |
| 40240       |  |                  |                     |                     |
|             | TOTAL LOCAL TAXES                                | \$ 3,154,608     | \$ 3,139,697        | \$ 3,212,215        |
|             | OTHER LOCAL REVENUES                             |                  |                     |                     |
| 44000       | Recurring Items                                  | \$ 300,271       | \$ 99,000           | \$ 60,000           |
| 44100       | Investment Income                                |                  |                     |                     |
| 44110       | Nonrecurring Items                               | 13,613           | 0                   | 0                   |
| 44500       | Accrued Interest on Debt Issues                  |                  |                     |                     |
| 44510       |  |                  |                     |                     |
|             | TOTAL OTHER LOCAL REVENUES                       | \$ 313,884       | \$ 99,000           | \$ 60,000           |
|             | Total Estimated Revenues                         | \$ 3,468,492     | \$ 3,238,697        | \$ 3,272,215        |
|             | Estimated Other Sources                          |                  |                     |                     |
| 49400       | Proceeds from Refunding Bonds                    | 9,040,000        | 0                   | 0                   |
| 49800       | Operating Transfers                              | 6,370            | 54,638              | 376,366             |
| 49830       | Operating Transfers from Component Units         | 0                | 25,000              | 0                   |
|             | Total Estimated Revenues and Other Sources       | \$12,514,862     | \$ 3,320,335        | \$ 3,648,581        |
|             | Estimated Expenditures                           |                  |                     |                     |
|             | DEBT SERVICE                                     |                  |                     |                     |
| 80000       | General Government Debt Service                  | \$ 41,573        | \$ 40,000           | \$ 54,000           |
| 81100       | Trustee's Commission                             | 1,360,000        | 1,515,000           | 1,600,000           |
| 310         | Principal on Bonds                               | 498,784          | 595,517             | 510,702             |
| 601         | Interest on Bonds                                | 79,409           | 0                   | 0                   |
| 603         | Other Debt Issuance Charges                      | 2,671            | 2,500               | 5,200               |
| 606         |  |                  |                     |                     |
| 699         |  |                  |                     |                     |
|             | Total General Government Debt Service            | \$ 1,982,437     | \$ 2,153,017        | \$ 2,169,902        |
| 81200       | Highway & Street Debt Service                    | \$ 56,700        | \$ 81,700           | \$ 279,700          |
| 602         | Principal on Notes                               | 12,847           | 15,731              | 136,444             |
| 604         | Interest on Notes                                |                  |                     |                     |
|             | Total Highway & Street Debt Service              | \$ 69,547        | \$ 97,431           | \$ 416,144          |
| 81300       | Education Debt Service                           | \$ 712,350       | \$ 1,212,350        | \$ 1,212,350        |
| 603         | Interest on Bonds                                | 414,764          | 0                   | 0                   |
| 613         | Interest on Other Loans Payable                  | 1,137            | 1,000               | 2,000               |
| 699         | Other Debt Service                               |                  |                     |                     |
|             | Total Education Debt Service                     | \$ 1,128,251     | \$ 1,213,350        | \$ 1,214,350        |

Lawrence County, Tennessee  
 General Debt Service Fund  
 Statement of Proposed Operations (Cont.)

07/23/99  
 11:06 AM

| Account No. | Description   | Actual 1997-1998 | Estimated 1998-1999 | Estimated 1999-2000 |
|-------------|---|------------------|---------------------|---------------------|
|             | Total Estimated Expenditures  | \$ 3,180,235     | \$ 3,463,798        | \$ 3,800,396        |
|             | Estimated Other Uses  |                  |                     |                     |
|             | Payments to Refunded Bond Escrow Agent  | 9,230,591        | 0                   | 0                   |
|             | Total Estimated Expenditures and Other Uses   | \$12,410,826     | \$ 3,463,798        | \$ 3,800,396        |
|             | Excess of Estimated Revenue and Other Sources Over<br>(Under) Estimated Expenditures and Other Uses | \$ 104,036       | \$ (143,463)        | \$ (151,815)        |
|             | Estimated Beginning Fund Balance - July 1   | 5,365,594        | 5,469,630           | 5,326,167           |
|             | Estimated Ending Fund Balance - June 30   | \$ 5,469,630     | \$ 5,326,167        | \$ 5,174,352        |

=====

Lawrence County, Tennessee  
 Highway Capital Projects Fund  
 Statement of Proposed Operations  
 For the Fiscal Year Ending 2000

09/23/99  
 11:07 AM

| Account No. | Description   | Actual 1997-1998 | Estimated 1998-1999 | Estimated 1999-2000 |
|-------------|---|------------------|---------------------|---------------------|
|             | Estimated Revenues  |                  |                     |                     |
|             | LOCAL TAXES   |                  |                     |                     |
| 40000       | County Property Taxes   | \$ 0             | \$ 0                | \$ 265,335          |
| 40100       | Current Property Tax  | \$ 0             | \$ 0                | \$ 265,335          |
|             | TOTAL LOCAL TAXES   | \$ 0             | \$ 0                | \$ 265,335          |
|             | OTHER LOCAL REVENUES  |                  |                     |                     |
| 44000       | Recurring Items   | \$ 0             | \$ 32,500           | \$ 84,000           |
| 44100       | Investment Income   | \$ 0             | \$ 32,500           | \$ 84,000           |
|             | TOTAL OTHER LOCAL REVENUES  | \$ 0             | \$ 32,500           | \$ 84,000           |
|             | STATE OF TENNESSEE  |                  |                     |                     |
| 46000       | Other State Revenues  | \$ 0             | \$ 100,000          | \$ 0                |
| 46800       | State Revenue Sharing - T.V.A.  | \$ 0             | \$ 100,000          | \$ 0                |
|             | TOTAL STATE OF TENNESSEE  | \$ 0             | \$ 100,000          | \$ 0                |
|             | Total Estimated Revenues  | \$ 0             | \$ 132,500          | \$ 349,335          |
|             | Estimated Other Sources   |                  |                     |                     |
| 49200       | Note Proceeds   | 0                | 3,000,000           | 0                   |
|             | Total Estimated Revenues and Other Sources  | \$ 0             | \$ 3,132,500        | \$ 349,335          |
|             | Estimated Expenditures  |                  |                     |                     |
|             | CAPITAL OUTLAY  |                  |                     |                     |
| 76000       | Regular Capital Outlay  | \$ 0             | \$ 300,000          | \$ 1,000,000        |
| 713         | Highway Construction  | 0                | 0                   | 290,700             |
| 791         | Other Construction  | \$ 0             | \$ 300,000          | \$ 1,290,700        |
|             | Total Estimated Expenditures  | \$ 0             | \$ 300,000          | \$ 1,290,700        |
|             | Estimated Other Uses  |                  |                     |                     |
|             | Operating Transfers   | 895              | 75,301              | 0                   |
|             | Total Estimated Expenditures and Other Uses   | \$ 895           | \$ 375,301          | \$ 1,290,700        |
|             | Excess of Estimated Revenue and Other Sources Over<br>(Under) Estimated Expenditures and Other Uses | \$ (895)         | \$ 2,757,199        | \$ (941,365)        |
|             | Estimated Beginning Fund Balance - July 1   | 895              | 0                   | 2,757,199           |
|             | Estimated Ending Fund Balance - June 30   | \$ 0             | \$ 2,757,199        | \$ 1,815,834        |

=====

BUD992~3.WK1

Lawrence County SCHOOL SYSTEM 500

SYSTEM NUMBER



# ANNUAL PUBLIC SCHOOL BUDGET DOCUMENT FY 1999-2000

## CERTIFICATION OF COUNTY CLERK OR CITY OR SSD RECORDER OF MINUTES

Be it resolved, that any resolution or part of a resolution which has heretofore been passed by said legislative body which is in conflict with any provision in this resolution be and the same is hereby repealed. Be it further resolved, that this resolution shall take effect from and after its passage and its provisions shall be in force from and after July 1, 1999. The resolution shall be spread upon the minutes of said legislative body passed this \_\_\_\_\_ day of \_\_\_\_\_

\_\_\_\_\_  
Signature of County Clerk or City or SSD Recorder of Minutes

\*\*\*\*\*

## CERTIFICATION OF SUPERINTENDENT/DIRECTOR AND BOARD OF EDUCATION

This is to certify that data reported in the FY 1999-2000 *Annual Public School Budget Document* (pages 1 through 36) as transmitted electronically to the Tennessee Department of Education has been adopted by the \_\_\_\_\_  
Lawrence County Board of Education on the 22 day of September, 1999.

*Kary Monow*  
Signature of Superintendent/Director

September 22, 1999  
Date

*Harley S. Sipe*  
Signature of Chairperson of Board of Education

September 22, 1999  
Date

AVAILABLE FUNDS AND EXPENDITURES (APPROPRIATIONS) FOR THE YEAR BEGINNING JULY 1, 1999

| ACCOUNT NO. | ESTIMATED REVENUES AND OTHER SOURCES<br>EXPENDITURES AND OTHER USES | (1)<br>TOTAL ALL FUNDS | (2)<br>GENERAL PURPOSE FUND 141 | (3)<br>FEDERAL PROJECTS FUND 142 | (4)<br>FOOD SERVICE FUND 143 FUND 143 | (5)<br>EXTENDED DAY PROGRAM FUND 146 FUND |    |
|-------------|---|------------------------|---------------------------------|----------------------------------|---------------------------------------|---|----|
| 1           | ESTIMATED REVENUES AND OTHER SOURCES                                |                        |                                 |                                  |                                       |   |    |
| 2           | 40000 Local Taxes   | 7,867,816              | 7,867,816                       | 0                                | 0                                     | 0   | 1  |
| 3           | 41000 Licenses & Permits  | 1,800                  | 1,800                           | 0                                | 0                                     | 0   | 2  |
| 4           | 43000 Charges for Current Services                                  | 1,605,622              | 90,500                          | 0                                | 0                                     | 0   | 3  |
| 5           | 44000 Other Local Revenues  | 227,000                | 205,500                         | 0                                | 1,440,000                             | 75,122                                    | 4  |
| 6           | 46500 State Education Funds   | 19,965,980             | 19,907,206                      | 0                                | 21,500                                | 0   | 5  |
| 7           | 46800 Other State Revenues  | 226,356                | 226,356                         | 0                                | 47,000                                | 11,774                                    | 6  |
| 8           | 47100 Federal Funds Received Thru State                             | 1,186,680              | 98,680                          | 0                                | 0                                     | 0   | 7  |
| 9           | 47600 Direct Federal Revenues                                       | 0                      | 0                               | 0                                | 1,088,000                             | 0   | 8  |
| 10          | 49000 Other Sources   | 4,825                  | 4,825                           | 0                                | 0                                     | 0   | 9  |
| 11          | 14100 TOTAL ESTIMATED REVENUES & OTHER SOURCES                      | 31,086,079             | 28,402,683                      | 0                                | 2,596,500                             | 86,896                                    | 10 |
| 12          | 30000 Reserves and/or Fund Balances                                 | 2,309,137              | 1,669,982                       | 0                                | 626,603                               | 12,552                                    | 11 |
| 13          | TOTAL AVAILABLE FUNDS   | 33,395,216             | 30,072,665                      | 0                                | 3,223,103                             | 99,448                                    | 12 |
| 14          |   |                        |                                 |                                  |                                       |   | 13 |
| 15          |   |                        |                                 |                                  |                                       |   | 14 |
| 16          |   |                        |                                 |                                  |                                       |   | 15 |
| 17          |   |                        |                                 |                                  |                                       |   | 16 |
| 18          |   |                        |                                 |                                  |                                       |   | 17 |
| 19          |   |                        |                                 |                                  |                                       |   | 18 |
| 20          |   |                        |                                 |                                  |                                       |   | 19 |
| 21          |   |                        |                                 |                                  |                                       |   | 20 |
| 22          |   |                        |                                 |                                  |                                       |   | 21 |
| 23          |   |                        |                                 |                                  |                                       |   | 22 |
| 24          |   |                        |                                 |                                  |                                       |   | 23 |
| 25          |   |                        |                                 |                                  |                                       |   | 24 |
| 26          |   |                        |                                 |                                  |                                       |   | 25 |
| 27          |   |                        |                                 |                                  |                                       |   | 26 |
| 28          |   |                        |                                 |                                  |                                       |   | 27 |
| 29          |   |                        |                                 |                                  |                                       |   | 28 |
| 30          |   |                        |                                 |                                  |                                       |   | 29 |
| 31          |   |                        |                                 |                                  |                                       |   | 30 |
| 32          |   |                        |                                 |                                  |                                       |   | 31 |
| 33          |   |                        |                                 |                                  |                                       |   | 32 |
| 34          |   |                        |                                 |                                  |                                       |   | 33 |
| 35          |   |                        |                                 |                                  |                                       |   | 34 |
| 36          |   |                        |                                 |                                  |                                       |   | 35 |
| 37          |   |                        |                                 |                                  |                                       |   | 36 |
| 38          |   |                        |                                 |                                  |                                       |   | 37 |
| 39          |   |                        |                                 |                                  |                                       |   | 38 |
| 40          |   |                        |                                 |                                  |                                       |   | 39 |
| 41          |   |                        |                                 |                                  |                                       |   | 40 |
| 42          |   |                        |                                 |                                  |                                       |   | 41 |

| ACCOUNT NO. | ESTIMATED REVENUES AND OTHER SOURCES<br>EXPENDITURES AND OTHER USES | (1)<br>TOTAL<br>ALL<br>FUNDS | (2)<br>GENERAL<br>PURPOSE<br>FUND 141 | (3)<br>FEDERAL<br>PROJECTS<br>FUND 142 | (4)<br>FOOD SERVICE<br>FUND 143<br>FUND | EXTENDED DAY<br>PROGRAM FUND 146<br>FUND |    |
|-------------|---|------------------------------|---------------------------------------|--|---|--|----|
| 1           | EXPENDITURES (APPROPRIATIONS)                                       |                              |                                       |  |   |  | 1  |
| 2           | Instruction   |                              |                                       |  |   |  | 2  |
| 3           | 71100 Regular Instruction Program                                   | 15,492,374                   | 15,492,374                            | 0                                      | 0                                       | 0  | 3  |
| 4           | 71200 Special Education Program                                     | 1,907,162                    | 1,907,162                             | 0                                      | 0                                       | 0  | 4  |
| 5           | 71300 Vocational Education Program                                  | 1,569,442                    | 1,569,442                             | 0                                      | 0                                       | 0  | 5  |
| 6           | 71400 Student Body Education Program                                | 0                            | 0                                     | 0                                      | 0                                       | 0  | 6  |
| 7           | 71600 Adult Education Program                                       | 96,194                       | 96,194                                | 0                                      | 0                                       | 0  | 7  |
| 8           | 71900 Other   | 0                            | 0                                     | 0                                      | 0                                       | 0  | 8  |
| 9           | Support Services  |                              |                                       |  |   |  | 9  |
| 10          | 72110 Attendance  | 75,642                       | 75,642                                | 0                                      | 0                                       | 0  | 10 |
| 11          | 72120 Health Services   | 113,913                      | 113,913                               | 0                                      | 0                                       | 0  | 11 |
| 12          | 72130 Other Student Support   | 772,103                      | 772,103                               | 0                                      | 0                                       | 0  | 12 |
| 13          | 72210 Regular Instruction Program                                   | 838,107                      | 838,107                               | 0                                      | 0                                       | 0  | 13 |
| 14          | 72220 Special Education Program                                     | 172,050                      | 172,050                               | 0                                      | 0                                       | 0  | 14 |
| 15          | 72230 Vocational Education Program                                  | 89,994                       | 89,994                                | 0                                      | 0                                       | 0  | 15 |
| 16          | 72260 Adult Education Program                                       | 76,120                       | 76,120                                | 0                                      | 0                                       | 0  | 16 |
| 17          | 72290 Other Programs  | 0                            | 0                                     | 0                                      | 0                                       | 0  | 17 |
| 18          | 72310 Board of Education  | 444,646                      | 444,646                               | 0                                      | 0                                       | 0  | 18 |
| 19          | 72320 Office of Superintendent                                      | 281,023                      | 281,023                               | 0                                      | 0                                       | 0  | 19 |
| 20          | 72410 Office of Principal   | 1,484,001                    | 1,484,001                             | 0                                      | 0                                       | 0  | 20 |
| 21          | 72510 Fiscal Services   | 189,276                      | 189,276                               | 0                                      | 0                                       | 0  | 21 |
| 22          | 72810 Operation of Plant  | 2,351,889                    | 2,351,889                             | 0                                      | 0                                       | 0  | 22 |
| 23          | 72820 Maintenance of Plant  | 577,295                      | 577,295                               | 0                                      | 0                                       | 0  | 23 |
| 24          | 72710 Transportation  | 1,782,849                    | 1,782,849                             | 0                                      | 0                                       | 0  | 24 |
| 25          | 72810 Central and Other   | 22,580                       | 22,580                                | 0                                      | 0                                       | 0  | 25 |
| 26          | Operation of Non-Instructional Services                             |                              |                                       |  |   |  | 26 |
| 27          | 73100 Food Service  | 2,733,259                    | 36,132                                | 0                                      | 2,697,127                               | 0  | 27 |
| 28          | 73300 Community Services  | 266,396                      | 179,500                               | 0                                      | 0                                       | 86,896                                   | 28 |
| 29          | 78100 Regular Capital Outlay  | 270,000                      | 270,000                               | 0                                      | 0                                       | 0  | 29 |
| 30          | 81300 Education Debt Services                                       | 2,000                        | 2,000                                 | 0                                      | 0                                       | 0  | 30 |
| 31          | 91300 Education Capital Projects                                    | 0                            | 0                                     | 0                                      | 0                                       | 0  | 31 |
| 32          | 99000 Other Uses (Transfers)  | 0                            | 0                                     | 0                                      | 0                                       | 0  | 32 |
| 33          |   |                              |                                       |  |   |  | 33 |
| 34          | TOTAL EXPENDITURES  | 31,608,315                   | 28,824,292                            | 0                                      | 2,697,127                               | 86,896                                   | 34 |
| 35          | *Check should be 0.   | 0                            | 0                                     | 0                                      | 0                                       | 0  | 35 |
| 36          |   |                              |                                       |  |   |  | 36 |
| 37          |   |                              |                                       |  |   |  | 37 |
| 38          |   |                              |                                       |  |   |  | 38 |
| 39          |   |                              |                                       |  |   |  | 39 |
| 40          |   |                              |                                       |  |   |  | 40 |

WORKING COPY ONLY

| ACCOUNT NO. | REVENUES  | (1)<br>TOTAL<br>ALL<br>FUNDS. | (2)<br>GENERAL<br>PURPOSE<br>FUND 141 | (3)<br>FEDERAL<br>PROJECTS<br>FUND 142 | (4)<br>FOOD SERVICE<br>FUND 143<br>FUND | (5)<br>EXTENDED DAY<br>PROGRAM FUND 146<br>FUND |    |
|-------------|---|-------------------------------|---------------------------------------|--|---|---|----|
| 1           | Local Taxes   |                               |                                       |  |   |   | 1  |
| 2           | 40100 County Property Taxes                             |                               |                                       |  |   |   | 2  |
| 3           | 40110 Current Property Tax                              | 3,638,880                     | 3,638,880                             | 0                                      | 0                                       | 0   | 3  |
| 4           | 40115 Discount on Property Taxes                        | 0                             | 0                                     | 0                                      | 0                                       | 0   | 4  |
| 5           | 40120 Trustee's Collections - Prior Year                | 175,451                       | 175,451                               | 0                                      | 0                                       | 0   | 5  |
| 6           | 40130 Circuit Clk./Clk. & Master Coll. - Prior Yr       | 55,000                        | 55,000                                | 0                                      | 0                                       | 0   | 6  |
| 7           | 40140 Interest & Penalty                                | 24,000                        | 24,000                                | 0                                      | 0                                       | 0   | 7  |
| 8           | 40150 Pick-up Taxes                                     | 0                             | 0                                     | 0                                      | 0                                       | 0   | 8  |
| 9           | 40161 Payments in Lieu of Taxes - T.V.A.                | 0                             | 0                                     | 0                                      | 0                                       | 0   | 9  |
| 10          | 40162 Payments in Lieu of Taxes - Local Utilities       | 0                             | 0                                     | 0                                      | 0                                       | 0   | 10 |
| 11          | 40163 Payments in Lieu of Taxes - Other                 | 0                             | 0                                     | 0                                      | 0                                       | 0   | 11 |
| 12          | 40200 County Local Option Taxes                         |                               |                                       |  |   |   | 12 |
| 13          | 40210 Local Option Sales Tax                            | 3,774,485                     | 3,774,485                             | 0                                      | 0                                       | 0   | 13 |
| 14          | 40220 Hotel/Motel Tax                                   | 0                             | 0                                     | 0                                      | 0                                       | 0   | 14 |
| 15          | 40230 Local Amusement Tax                               | 0                             | 0                                     | 0                                      | 0                                       | 0   | 15 |
| 16          | 40240 Wheel Tax   | 0                             | 0                                     | 0                                      | 0                                       | 0   | 16 |
| 17          | 40270 Business Tax                                      | 175,000                       | 175,000                               | 0                                      | 0                                       | 0   | 17 |
| 18          | 40280 Mineral Severance Tax                             | 0                             | 0                                     | 0                                      | 0                                       | 0   | 18 |
| 19          | 40290 Other County Local Option Tax                     | 0                             | 0                                     | 0                                      | 0                                       | 0   | 19 |
| 20          | 40300 Statutory Local Taxes                             |                               |                                       |  |   |   | 20 |
| 21          | 40320 Bank Excise Tax                                   | 25,000                        | 25,000                                | 0                                      | 0                                       | 0   | 21 |
| 22          | 40330 Wholesale Beer Tax                                | 0                             | 0                                     | 0                                      | 0                                       | 0   | 22 |
| 23          | 40340 Coal Severance Tax                                | 0                             | 0                                     | 0                                      | 0                                       | 0   | 23 |
| 24          | 40390 Other Statutory Local Taxes                       | 0                             | 0                                     | 0                                      | 0                                       | 0   | 24 |
| 25          |   |                               |                                       |  |   |   | 25 |
| 26          | 40100 Total County Taxes                                | 7,867,816                     | 7,867,816                             | 0                                      | 0                                       | 0   | 26 |
| 27          |   |                               |                                       |  |   |   | 27 |
| 28          | 40600 City/Special School District Property Taxes       |                               |                                       |  |   |   | 28 |
| 29          | 40610 Current Property Tax                              | 0                             | 0                                     | 0                                      | 0                                       | 0   | 29 |
| 30          | 40620 Prior Year's Property Tax                         | 0                             | 0                                     | 0                                      | 0                                       | 0   | 30 |
| 31          | 40630 Interest & Penalty                                | 0                             | 0                                     | 0                                      | 0                                       | 0   | 31 |
| 32          | 40640 Pick-up Taxes                                     | 0                             | 0                                     | 0                                      | 0                                       | 0   | 32 |
| 33          | 40650 Payments in Lieu of Taxes                         | 0                             | 0                                     | 0                                      | 0                                       | 0   | 33 |
| 34          | 40700 City Local Option Taxes                           |                               |                                       |  |   |   | 34 |
| 35          | 40710 Local Option Sales Tax                            | 0                             | 0                                     | 0                                      | 0                                       | 0   | 35 |
| 36          | 40720 Hotel/Motel Tax                                   | 0                             | 0                                     | 0                                      | 0                                       | 0   | 36 |
| 37          | 40730 Local Amusement Tax                               | 0                             | 0                                     | 0                                      | 0                                       | 0   | 37 |
| 38          | 40740 Business Tax                                      | 0                             | 0                                     | 0                                      | 0                                       | 0   | 38 |
| 39          |   |                               |                                       |  |   |   | 39 |
| 40          | 40600 Total City/Special School District Property Taxes | 0                             | 0                                     | 0                                      | 0                                       | 0   | 40 |
| 41          |   |                               |                                       |  |   |   | 41 |
| 42          | 40000 Total Local Taxes                                 | 7,867,816                     | 7,867,816                             | 0                                      | 0                                       | 0   | 42 |

| ACCOUNT NO. | REVENUES   | (1)<br>TOTAL ALL FUNDS | (2)<br>GENERAL PURPOSE FUND 141 | (3)<br>FEDERAL PROJECTS FUND 142 | (4)<br>FOOD SERVICE FUND 143 FUND | (5)<br>EXTENDED DAY PROGRAM FUND 146 FUND |    |
|-------------|--|------------------------|---------------------------------|----------------------------------|-----------------------------------|---|----|
| 1           | 41000 Licenses and Permits                         |                        |                                 |                                  |                                   |   | 1  |
| 2           | 41100 Licenses                                     |                        |                                 |                                  |                                   |   | 2  |
| 3           | 41110 Marriage Licenses                            | 1,800                  | 1,800                           | 0                                | 0                                 | 0   | 3  |
| 4           | 41150 Mobile Home Licenses                         | 0                      | 0                               | 0                                | 0                                 | 0   | 4  |
| 5           | 41590 Other Permits                                | 0                      | 0                               | 0                                | 0                                 | 0   | 5  |
| 6           |  |                        |                                 |                                  |                                   |   | 6  |
| 7           | 41000 Total Licenses and Permits                   | 1,800                  | 1,800                           | 0                                | 0                                 | 0   | 7  |
| 8           |  |                        |                                 |                                  |                                   |   | 8  |
| 9           | 43000 Charges for Current Services                 |                        |                                 |                                  |                                   |   | 9  |
| 10          | 43500 Education Charges                            |                        |                                 |                                  |                                   |   | 10 |
| 11          | 43511 Tuition - Regular Day Students               | 4,000                  | 4,000                           | 0                                | 0                                 | 0   | 11 |
| 12          | 43512 Tuition - Adult Education                    | 0                      | 0                               | 0                                | 0                                 | 0   | 12 |
| 13          | 43513 Tuition - Summer School                      | 1,500                  | 1,500                           | 0                                | 0                                 | 0   | 13 |
| 14          | 43515 Tuition - Other State Systems                | 0                      | 0                               | 0                                | 0                                 | 0   | 14 |
| 15          | 43516 Tuition - Out of State Systems               | 0                      | 0                               | 0                                | 0                                 | 0   | 15 |
| 16          | 43517 Tuition - Other                              | 75,122                 | 0                               | 0                                | 0                                 | 75,122                                    | 16 |
| 17          | 43521 Lunch Payments - Children                    | 850,000                | 0                               | 0                                | 850,000                           | 0   | 17 |
| 18          | 43522 Lunch Payments - Adults                      | 150,000                | 0                               | 0                                | 150,000                           | 0   | 18 |
| 19          | 43523 Income from Breakfast                        | 80,000                 | 0                               | 0                                | 80,000                            | 0   | 19 |
| 20          | 43524 Special Milk Sales                           | 0                      | 0                               | 0                                | 0                                 | 0   | 20 |
| 21          | 43525 Ala Carte Sales                              | 357,000                | 0                               | 0                                | 357,000                           | 0   | 21 |
| 22          | 43531 Transportation Other State Systems           | 0                      | 0                               | 0                                | 0                                 | 0   | 22 |
| 23          | 43532 Transportation Out-of-State Systems          | 0                      | 0                               | 0                                | 0                                 | 0   | 23 |
| 24          | 43541 Contract for Adm. Services With Other LEA's  | 0                      | 0                               | 0                                | 0                                 | 0   | 24 |
| 25          | 43542 Contract for Inst. Services With Other LEA's | 0                      | 0                               | 0                                | 0                                 | 0   | 25 |
| 26          | 43570 Receipts from Individual Schools             | 53,000                 | 50,000                          | 0                                | 3,000                             | 0   | 26 |
| 27          | 43581 Community Service Fees - Children (Day Care) | 35,000                 | 35,000                          | 0                                | 0                                 | 0   | 27 |
| 28          | 43582 Community Service Fees - Adults              | 0                      | 0                               | 0                                | 0                                 | 0   | 28 |
| 29          | 43990 Other Charges for Services                   | 0                      | 0                               | 0                                | 0                                 | 0   | 29 |
| 30          |  |                        |                                 |                                  |                                   |   | 30 |
| 31          | 43000 Total Charges for Current Services           | 1,605,622              | 90,500                          | 0                                | 1,440,000                         | 75,122                                    | 31 |
| 32          |  |                        |                                 |                                  |                                   |   | 32 |
| 33          |  |                        |                                 |                                  |                                   |   | 33 |
| 34          |  |                        |                                 |                                  |                                   |   | 34 |
| 35          |  |                        |                                 |                                  |                                   |   | 35 |
| 36          |  |                        |                                 |                                  |                                   |   | 36 |
| 37          |  |                        |                                 |                                  |                                   |   | 37 |
| 38          |  |                        |                                 |                                  |                                   |   | 38 |
| 39          |  |                        |                                 |                                  |                                   |   | 39 |
| 40          |  |                        |                                 |                                  |                                   |   | 40 |



| ACCOUNT NO. | REVENUES                                       | (1)<br>TOTAL<br>ALL<br>FUNDS | (2)<br>GENERAL<br>PURPOSE<br>FUND 141 | (3)<br>FEDERAL<br>PROJECTS<br>FUND 142 | (4)<br>FOOD SERVICE<br>FUND 143<br>FUND.. | (5)<br>EXTENDED DAY<br>PROGRAM FUND 146<br>FUND |    |
|-------------|--|------------------------------|---------------------------------------|--|---|---|----|
| 1           | 44000 Other Local Revenues                     |                              |                                       |  |   |   | 1  |
| 2           | 44100 Recurring Items                          |                              |                                       |  |   |   | 2  |
| 3           | 44110 Interest Earned .....                    | 195,000                      | 175,000                               | 0                                      | 20,000                                    | 0   | 3  |
| 4           | 44120 Lease/Rentals .....                      | 0                            | 0                                     | 0                                      | 0   | 0   | 4  |
| 5           | 44130 Sale of Materials & Supplies .....       | 0                            | 0                                     | 0                                      | 0   | 0   | 5  |
| 6           | 44160 Retirees' Insurance Payments .....       | 0                            | 0                                     | 0                                      | 0   | 0   | 6  |
| 7           | 44170 Miscellaneous Refunds .....              | 26,500                       | 25,000                                | 0                                      | 1,500                                     | 0   | 7  |
| 8           |  |                              |                                       |  |   |   | 8  |
| 9           | 44500 Nonrecurring Items                       |                              |                                       |  |   |   | 9  |
| 10          | 44510 Accrued Interest on Debt Issues .....    | 0                            | 0                                     | 0                                      | 0   | 0   | 10 |
| 11          | 44520 Insurance Recovery .....                 | 0                            | 0                                     | 0                                      | 0   | 0   | 11 |
| 12          | 44530 Sale of Equipment .....                  | 5,000                        | 5,000                                 | 0                                      | 0   | 0   | 12 |
| 13          | 44540 Sale of Property .....                   | 0                            | 0                                     | 0                                      | 0   | 0   | 13 |
| 14          | 44550 Resale of Materials - T & I House .....  | 0                            | 0                                     | 0                                      | 0   | 0   | 14 |
| 15          | 44560 Damages Recovered from Individuals ..... | 500                          | 500                                   | 0                                      | 0   | 0   | 15 |
| 16          | 44570 Contributions & Gifts .....              | 0                            | 0                                     | 0                                      | 0   | 0   | 16 |
| 17          | 44990 Other Local Revenue .....                | 0                            | 0                                     | 0                                      | 0   | 0   | 17 |
| 18          |  |                              |                                       |  |   |   | 18 |
| 19          | 44000 Total Other Local Revenues               | 227,000                      | 205,500                               | 0                                      | 21,500                                    | 0   | 19 |
| 20          |  |                              |                                       |  |   |   | 20 |
| 21          |  |                              |                                       |  |   |   | 21 |
| 22          |  |                              |                                       |  |   |   | 22 |
| 23          |  |                              |                                       |  |   |   | 23 |
| 24          |  |                              |                                       |  |   |   | 24 |
| 25          |  |                              |                                       |  |   |   | 25 |
| 26          |  |                              |                                       |  |   |   | 26 |
| 27          |  |                              |                                       |  |   |   | 27 |
| 28          |  |                              |                                       |  |   |   | 28 |
| 29          |  |                              |                                       |  |   |   | 29 |
| 30          |  |                              |                                       |  |   |   | 30 |
| 31          |  |                              |                                       |  |   |   | 31 |
| 32          |  |                              |                                       |  |   |   | 32 |
| 33          |  |                              |                                       |  |   |   | 33 |
| 34          |  |                              |                                       |  |   |   | 34 |
| 35          |  |                              |                                       |  |   |   | 35 |
| 36          |  |                              |                                       |  |   |   | 36 |
| 37          |  |                              |                                       |  |   |   | 37 |
| 38          |  |                              |                                       |  |   |   | 38 |
| 39          |  |                              |                                       |  |   |   | 39 |
| 40          |  |                              |                                       |  |   |   | 40 |

| ACCOUNT NO. | REVENUES   | (1)<br>TOTAL<br>ALL<br>FUNDS | (2)<br>GENERAL<br>PURPOSE<br>FUND 141 | (3)<br>FEDERAL<br>PROJECTS<br>FUND 142 | (4)<br>FOOD SERVICE<br>FUND 143<br>FUND | (5)<br>EXTENDED DAY<br>PROGRAM FUND 146<br>FUND |    |
|-------------|--|------------------------------|---------------------------------------|--|---|---|----|
| 1           | 46000 State of Tennessee                             |                              |                                       |  |   |   | 1  |
| 2           | 46500 State Education Funds                          |                              |                                       |  |   |   | 2  |
| 3           | 46511 Basic Education Program                        | 19,012,000                   | 19,012,000                            | 0                                      | 0                                       | 0   | 3  |
| 4           | 46520 School Food Service                            | 47,000                       | 0                                     | 0                                      | 47,000                                  | 0   | 4  |
| 5           | 46550 Driver Education                               | 15,000                       | 15,000                                | 0                                      | 0                                       | 0   | 5  |
| 6           | 46570 Literacy Coordination                          | 0                            | 0                                     | 0                                      | 0                                       | 0   | 6  |
| 7           | 46590 Other State Education Funds                    | 186,112                      | 174,338                               | 0                                      | 0                                       | 11,774  | 7  |
| 8           | 46610 Career Ladder                                  | 554,288                      | 554,288                               | 0                                      | 0                                       | 0   | 8  |
| 9           | 46611 Career Ladder Evaluators and Special Contracts | 0                            | 0                                     | 0                                      | 0                                       | 0   | 9  |
| 10          | 46612 Career Ladder - Extended Contract              | 151,580                      | 151,580                               | 0                                      | 0                                       | 0   | 10 |
| 11          | 46720 Vocational Disadvantaged (V.I.P.)              | 0                            | 0                                     | 0                                      | 0                                       | 0   | 11 |
| 12          | 46750 Vocational Workstudy                           | 0                            | 0                                     | 0                                      | 0                                       | 0   | 12 |
| 13          | 46760 Adult Vocational                               | 0                            | 0                                     | 0                                      | 0                                       | 0   | 13 |
| 14          | 46790 Other Vocational                               | 0                            | 0                                     | 0                                      | 0                                       | 0   | 14 |
| 15          |  |                              |                                       |  |   |   | 15 |
| 16          | 46500 Total State Education Funds                    | 19,965,980                   | 19,907,206                            | 0                                      | 47,000                                  | 11,774  | 16 |
| 17          |  |                              |                                       |  |   |   | 17 |
| 18          | 46800 Other State Revenues                           |                              |                                       |  |   |   | 18 |
| 19          | 46820 Income Tax                                     | 0                            | 0                                     | 0                                      | 0                                       | 0   | 19 |
| 20          | 46830 Beer Tax                                       | 0                            | 0                                     | 0                                      | 0                                       | 0   | 20 |
| 21          | 46850 Mixed Drink Tax                                | 500                          | 500                                   | 0                                      | 0                                       | 0   | 21 |
| 22          | 46851 State Revenue Sharing - TVA                    | 0                            | 0                                     | 0                                      | 0                                       | 0   | 22 |
| 23          | 46880 Other State Grants                             | 78,856                       | 78,856                                | 0                                      | 0                                       | 0   | 23 |
| 24          | 46990 Other State Revenues                           | 147,000                      | 147,000                               | 0                                      | 0                                       | 0   | 24 |
| 25          |  |                              |                                       |  |   |   | 25 |
| 26          | 46800 Total Other State Revenues                     | 226,356                      | 226,356                               | 0                                      | 0                                       | 0   | 26 |
| 27          |  |                              |                                       |  |   |   | 27 |
| 28          |  |                              |                                       |  |   |   | 28 |
| 29          |  |                              |                                       |  |   |   | 29 |
| 30          |  |                              |                                       |  |   |   | 30 |
| 31          |  |                              |                                       |  |   |   | 31 |
| 32          |  |                              |                                       |  |   |   | 32 |
| 33          |  |                              |                                       |  |   |   | 33 |
| 34          |  |                              |                                       |  |   |   | 34 |
| 35          |  |                              |                                       |  |   |   | 35 |
| 36          |  |                              |                                       |  |   |   | 36 |
| 37          |  |                              |                                       |  |   |   | 37 |
| 38          |  |                              |                                       |  |   |   | 38 |
| 39          |  |                              |                                       |  |   |   | 39 |
| 40          |  |                              |                                       |  |   |   | 40 |

| ACCOUNT NO. | REVENUES                                 | (1)<br>TOTAL<br>ALL<br>FUNDS | (2)<br>GENERAL<br>PURPOSE<br>FUND 141 | (3)<br>FEDERAL<br>PROJECTS<br>FUND 142 | (4)<br>FOOD SERVICE<br>FUND 143<br>FUND | (5)<br>EXTENDED DAY<br>PROGRAM FUND 146<br>FUND |    |
|-------------|--|------------------------------|---------------------------------------|--|---|---|----|
| 1 47000     | Federal Government                       |                              |                                       |  |   |   | 1  |
| 2 47100     | Federal through State                    |                              |                                       |  |   |   | 2  |
| 3 47111     | USDA School Lunch Program                | 863,000                      | 0                                     | 0                                      | 863,000                                 | 0   | 3  |
| 4 47113     | Breakfast                                | 225,000                      | 0                                     | 0                                      | 225,000                                 | 0   | 4  |
| 5 47114     | USDA - Other                             | 0                            | 0                                     | 0                                      | 0                                       | 0   | 5  |
| 6 47120     | Adult Basic Education                    | 98,680                       | 98,680                                | 0                                      | 0                                       | 0   | 6  |
| 7 47131     | Vocational Program Improvement           | 0                            | 0                                     | 0                                      | 0                                       | 0   | 7  |
| 8 47132     | Vocational Consumer and Homemaking       | 0                            | 0                                     | 0                                      | 0                                       | 0   | 8  |
| 9 47133     | Vocational Sex Bias                      | 0                            | 0                                     | 0                                      | 0                                       | 0   | 9  |
| 10 47134    | Vocational Displaced Homemakers          | 0                            | 0                                     | 0                                      | 0                                       | 0   | 10 |
| 11 47135    | Community Based Organizations            | 0                            | 0                                     | 0                                      | 0                                       | 0   | 11 |
| 12 47139    | Other Vocational                         | 0                            | 0                                     | 0                                      | 0                                       | 0   | 12 |
| 13 47141    | Title I                                  | 0                            | 0                                     | 0                                      | 0                                       | 0   | 13 |
| 14 47142    | Title VI                                 | 0                            | 0                                     | 0                                      | 0                                       | 0   | 14 |
| 15 47143    | Education of the Handicapped Act - IDEA  | 0                            | 0                                     | 0                                      | 0                                       | 0   | 15 |
| 16 47144    | Education Edge                           | 0                            | 0                                     | 0                                      | 0                                       | 0   | 16 |
| 17 47189    | Title II                                 | 0                            | 0                                     | 0                                      | 0                                       | 0   | 17 |
| 18 47190    | Title XX                                 | 0                            | 0                                     | 0                                      | 0                                       | 0   | 18 |
| 19 47210    | Job Training Partnership Act             | 0                            | 0                                     | 0                                      | 0                                       | 0   | 19 |
| 20 47590    | Other Federal Through State              | 0                            | 0                                     | 0                                      | 0                                       | 0   | 20 |
| 21          |  |                              |                                       |  |   |   | 21 |
| 22 47100    | Total Federal Through State              | 1,186,680                    | 98,680                                | 0                                      | 1,088,000                               | 0   | 22 |
| 23          |  |                              |                                       |  |   |   | 23 |
| 24          |  |                              |                                       |  |   |   | 24 |
| 25          |  |                              |                                       |  |   |   | 25 |
| 26 47600    | Direct Federal Revenues                  |                              |                                       |  |   |   | 26 |
| 27 47630    | Public Law 874 - Maintenance & Operation | 0                            | 0                                     | 0                                      | 0                                       | 0   | 27 |
| 28 47640    | ROTC Reimbursement                       | 0                            | 0                                     | 0                                      | 0                                       | 0   | 28 |
| 29 47650    | Energy Grant                             | 0                            | 0                                     | 0                                      | 0                                       | 0   | 29 |
| 30 47670    | Title VII - Bilingual Education          | 0                            | 0                                     | 0                                      | 0                                       | 0   | 30 |
| 31 47990    | Other Direct Federal Revenues            | 0                            | 0                                     | 0                                      | 0                                       | 0   | 31 |
| 32          |  |                              |                                       |  |   |   | 32 |
| 33 47600    | Total Direct Federal Government          | 0                            | 0                                     | 0                                      | 0                                       | 0   | 33 |
| 34          |  |                              |                                       |  |   |   | 34 |
| 35 47000    | Total Federal Government                 | 1,186,680                    | 98,680                                | 0                                      | 1,088,000                               | 0   | 35 |
| 36          |  |                              |                                       |  |   |   | 36 |
| 37 140000   | TOTAL REVENUES                           | 31,081,254                   | 28,397,858                            | 0                                      | 2,596,500                               | 86,896  | 37 |
| 38          |  |                              |                                       |  |   |   | 38 |
| 39          |  |                              |                                       |  |   |   | 39 |
| 40          |  |                              |                                       |  |   |   | 40 |



| ACCOUNT NO. | RESERVES AND/OR FUND BALANCES BEGINNING-OF-YEAR | (1)<br>TOTAL ALL FUNDS | (2)<br>GENERAL PURPOSE FUND 141 | (3)<br>FEDERAL PROJECTS FUND 142 | (4)<br>FOOD SERVICE FUND 143 FUND | (5)<br>EXTENDED DAY PROGRAM FUND 146 FUND |    |
|-------------|---|------------------------|---------------------------------|----------------------------------|-----------------------------------|---|----|
| 1 34000     | RESERVES AND/OR FUND BALANCE 6/30/1999          |                        |                                 |                                  |                                   |   | 1  |
| 2           |   |                        |                                 |                                  |                                   |   | 2  |
| 3           | LOCAL RESERVES                                  |                        |                                 |                                  |                                   |   | 3  |
| 4 34210     | Reserved for Unemployment Compensation          | 0                      | 0                               | 0                                | 0                                 | 0   | 4  |
| 5 34220     | Reserved for Vocational Projects                | 0                      | 0                               | 0                                | 0                                 | 0   | 5  |
| 6 34230     | Reserved for Food Service                       | 0                      | 0                               | 0                                | 0                                 | 0   | 6  |
| 7 34250     | Reserved for Vocational Building Maintenance    | 0                      | 0                               | 0                                | 0                                 | 0   | 7  |
| 8 34290     | Other Local Education Reserves                  | 0                      | 0                               | 0                                | 0                                 | 0   | 8  |
| 9           |   |                        |                                 |                                  |                                   |   | 9  |
| 10          | STATE RESERVES                                  |                        |                                 |                                  |                                   |   | 10 |
| 11 34340    | Reserved for Driver Education                   | 0                      | 0                               | 0                                | 0                                 | 0   | 11 |
| 12 34379    | Reserved for Career Ladder Extended Contract    | 35,092                 | 35,092                          | 0                                | 0                                 | 0   | 12 |
| 13 34380    | Reserved for Career Ladder Program              | 0                      | 0                               | 0                                | 0                                 | 0   | 13 |
| 14 34381    | Reserved for BEP Classroom                      | 0                      | 0                               | 0                                | 0                                 | 0   | 14 |
| 15 34382    | Reserved for BEP Non-Classroom                  | 50,000                 | 50,000                          | 0                                | 0                                 | 0   | 15 |
| 16 34383    | Reserved for Technology                         | 46,227                 | 46,227                          | 0                                | 0                                 | 0   | 16 |
| 17 34384    | Reserved for Education Edge                     | 0                      | 0                               | 0                                | 0                                 | 0   | 17 |
| 18 34390    | Other State Education Reserves                  | 2,000                  | 2,000                           | 0                                | 0                                 | 0   | 18 |
| 19          |   |                        |                                 |                                  |                                   |   | 19 |
| 20          | FEDERAL RESERVES                                |                        |                                 |                                  |                                   |   | 20 |
| 21 34410    | Reserved for Title I                            | 0                      | 0                               | 0                                | 0                                 | 0   | 21 |
| 22 34420    | Reserved for Title VI                           | 0                      | 0                               | 0                                | 0                                 | 0   | 22 |
| 23 34430    | Reserved for Education Handicapped Act - Fed.   | 0                      | 0                               | 0                                | 0                                 | 0   | 23 |
| 24 34440    | Other Federal Reserves                          | 13,781                 | 13,781                          | 0                                | 0                                 | 0   | 24 |
| 25          |   |                        |                                 |                                  |                                   |   | 25 |
| 26          | DESIGNATED FUND BALANCE                         |                        |                                 |                                  |                                   |   | 26 |
| 27 35110    | Designated for Purpose #1                       | 50,000                 | 50,000                          | 0                                | 0                                 | 0   | 27 |
| 28 35120    | Designated for Purpose #2                       | 21,000                 | 21,000                          | 0                                | 0                                 | 0   | 28 |
| 29 35130    | Designated for Purpose #3                       | 0                      | 0                               | 0                                | 0                                 | 0   | 29 |
| 30 35140    | Designated for Purpose #4                       | 0                      | 0                               | 0                                | 0                                 | 0   | 30 |
| 31 35150    | Designated for Purpose #5                       | 0                      | 0                               | 0                                | 0                                 | 0   | 31 |
| 32          |   |                        |                                 |                                  |                                   |   | 32 |
| 33 39000    | Undesignated Fund Balance                       | 2,091,037              | 1,451,882                       | 0                                | 626,603                           | 12,552                                    | 33 |
| 34          |   |                        |                                 |                                  |                                   |   | 34 |
| 35 30000    | TOTAL RESERVES AND/OR FUND BALANCES 6/30/1999   | 2,309,137              | 1,689,982                       | 0                                | 626,603                           | 12,552                                    | 35 |
| 36          |   |                        |                                 |                                  |                                   |   | 36 |
| 37          | TOTAL AVAILABLE FUNDS                           | 33,395,216             | 30,072,665                      | 0                                | 3,223,103                         | 99,448                                    | 37 |
| 38          |   |                        |                                 |                                  |                                   |   | 38 |
| 39          |   |                        |                                 |                                  |                                   |   | 39 |
| 40          |   |                        |                                 |                                  |                                   |   | 40 |

| ACCOUNT NO. | EXPENDITURES  | (1)<br>TOTAL ALL FUNDS | (2)<br>GENERAL PURPOSE FUND 141 | (3)<br>FEDERAL PROJECTS FUND 142 | (4)<br>FOOD SERVICE FUND 143 FUND | (5)<br>EXTENDED DAY PROGRAM FUND 146 FUND |    |
|-------------|---|------------------------|---------------------------------|----------------------------------|-----------------------------------|---|----|
| 1           | INSTRUCTION - 71000                                 |                        |                                 |                                  |                                   |   | 1  |
| 2           | REGULAR INSTRUCTION PROGRAM (71100)                 |                        |                                 |                                  |                                   |   | 2  |
| 3           | 71100 116 Teachers                                  | 11,027,859             | 11,027,859                      | 0                                | 0                                 | 0   | 3  |
| 4           | 71100 117 Career Ladder Program                     | 332,000                | 332,000                         | 0                                | 0                                 | 0   | 4  |
| 5           | 71100 127 Career Ladder Extended Contracts          | 56,000                 | 56,000                          | 0                                | 0                                 | 0   | 5  |
| 6           | 71100 128 Homebound Teachers                        | 35,700                 | 35,700                          | 0                                | 0                                 | 0   | 6  |
| 7           | 71100 162 Clerical Personnel                        | 0                      | 0                               | 0                                | 0                                 | 0   | 7  |
| 8           | 71100 163 Educational Assistants                    | 618,660                | 618,660                         | 0                                | 0                                 | 0   | 8  |
| 9           | 71100 189 Other Salaries & Wages                    | 69,970                 | 69,970                          | 0                                | 0                                 | 0   | 9  |
| 10          | 71100 195 Substitute Teachers                       | 140,000                | 140,000                         | 0                                | 0                                 | 0   | 10 |
| 11          | 71100 201 Social Security                           | 761,372                | 761,372                         | 0                                | 0                                 | 0   | 11 |
| 12          | 71100 204 State Retirement                          | 661,409                | 661,409                         | 0                                | 0                                 | 0   | 12 |
| 13          | 71100 206 Life Insurance                            | 0                      | 0                               | 0                                | 0                                 | 0   | 13 |
| 14          | 71100 207 Medical Insurance                         | 958,420                | 958,420                         | 0                                | 0                                 | 0   | 14 |
| 15          | 71100 208 Dental Insurance                          | 0                      | 0                               | 0                                | 0                                 | 0   | 15 |
| 16          | 71100 210 Unemployment Compensation                 | 10,000                 | 10,000                          | 0                                | 0                                 | 0   | 16 |
| 17          | 71100 212 Employer Medicare                         | 178,063                | 178,063                         | 0                                | 0                                 | 0   | 17 |
| 18          | 71100 299 Other Fringe Benefits                     | 0                      | 0                               | 0                                | 0                                 | 0   | 18 |
| 19          | 71100 336 Maintenance & Repair Services - Equipment | 25,000                 | 25,000                          | 0                                | 0                                 | 0   | 19 |
| 20          | 71100 356 Tuition                                   | 0                      | 0                               | 0                                | 0                                 | 0   | 20 |
| 21          | 71100 399 Other Contracted Services                 | 0                      | 0                               | 0                                | 0                                 | 0   | 21 |
| 22          | 71100 429 Instructional Supplies & Materials        | 226,000                | 226,000                         | 0                                | 0                                 | 0   | 22 |
| 23          | 71100 449 Textbooks                                 | 250,000                | 250,000                         | 0                                | 0                                 | 0   | 23 |
| 24          | 71100 499 Other Supplies & Materials                | 50,921                 | 50,921                          | 0                                | 0                                 | 0   | 24 |
| 25          | 71100 599 Other Charges                             | 0                      | 0                               | 0                                | 0                                 | 0   | 25 |
| 26          | 71100 722 Regular Instruction Equipment             | 91,000                 | 91,000                          | 0                                | 0                                 | 0   | 26 |
| 27          |   |                        |                                 |                                  |                                   |   | 27 |
| 28          |   |                        |                                 |                                  |                                   |   | 28 |
| 29          | 71100 TOTAL EXPEND. FOR REGULAR INSTR. PROGRAM      | 15,492,374             | 15,492,374                      | 0                                | 0                                 | 0   | 29 |
| 30          |   |                        |                                 |                                  |                                   |   | 30 |
| 31          |   |                        |                                 |                                  |                                   |   | 31 |
| 32          |   |                        |                                 |                                  |                                   |   | 32 |
| 33          |   |                        |                                 |                                  |                                   |   | 33 |
| 34          |   |                        |                                 |                                  |                                   |   | 34 |
| 35          |   |                        |                                 |                                  |                                   |   | 35 |
| 36          |   |                        |                                 |                                  |                                   |   | 36 |
| 37          |   |                        |                                 |                                  |                                   |   | 37 |
| 38          |   |                        |                                 |                                  |                                   |   | 38 |
| 39          |   |                        |                                 |                                  |                                   |   | 39 |
| 40          |   |                        |                                 |                                  |                                   |   | 40 |

| ACCOUNT NO. | EXPENDITURES  | (1)<br>TOTAL<br>ALL<br>FUNDS | (2)<br>GENERAL<br>PURPOSE<br>FUND 141 | (3)<br>FEDERAL<br>PROJECTS<br>FUND 142 | (4)<br>FOOD SERVICE<br>FUND 143<br>FUND | (5)<br>EXTENDED DAY<br>PROGRAM FUND 146<br>FUND |    |
|-------------|---|------------------------------|---------------------------------------|--|---|---|----|
| 1           | INSTRUCTION - 71000                                 |                              |                                       |  |   |   | 1  |
| 2           | SPECIAL EDUCATION PROGRAM (71200)                   |                              |                                       |  |   |   | 2  |
| 3           | 71200 116 Teachers                                  | 1,256,277                    | 1,256,277                             | 0                                      | 0                                       | 0   | 3  |
| 4           | 71200 117 Career Ladder Program                     | 31,000                       | 31,000                                | 0                                      | 0                                       | 0   | 4  |
| 5           | 71200 127 Career Ladder Extended Contracts          | 4,000                        | 4,000                                 | 0                                      | 0                                       | 0   | 5  |
| 6           | 71200 128 Homebound Teachers                        | 50,000                       | 50,000                                | 0                                      | 0                                       | 0   | 6  |
| 7           | 71200 162 Clerical Personnel                        | 0                            | 0                                     | 0                                      | 0                                       | 0   | 7  |
| 8           | 71200 163 Educational Assistants                    | 192,235                      | 192,235                               | 0                                      | 0                                       | 0   | 8  |
| 9           | 71200 189 Other Salaries & Wages                    | 0                            | 0                                     | 0                                      | 0                                       | 0   | 9  |
| 10          | 71200 195 Substitute Teachers                       | 18,000                       | 18,000                                | 0                                      | 0                                       | 0   | 10 |
| 11          | 71200 201 Social Security                           | 96,194                       | 96,194                                | 0                                      | 0                                       | 0   | 11 |
| 12          | 71200 204 State Retirement                          | 82,009                       | 82,009                                | 0                                      | 0                                       | 0   | 12 |
| 13          | 71200 206 Life Insurance                            | 0                            | 0                                     | 0                                      | 0                                       | 0   | 13 |
| 14          | 71200 207 Medical Insurance                         | 133,450                      | 133,450                               | 0                                      | 0                                       | 0   | 14 |
| 15          | 71200 208 Dental Insurance                          | 0                            | 0                                     | 0                                      | 0                                       | 0   | 15 |
| 16          | 71200 210 Unemployment Compensation                 | 0                            | 0                                     | 0                                      | 0                                       | 0   | 16 |
| 17          | 71200 212 Employer Medicare                         | 22,497                       | 22,497                                | 0                                      | 0                                       | 0   | 17 |
| 18          | 71200 299 Other Fringe Benefits                     | 0                            | 0                                     | 0                                      | 0                                       | 0   | 18 |
| 19          | 71200 310 Contracts W/Other Public Agencies         | 0                            | 0                                     | 0                                      | 0                                       | 0   | 19 |
| 20          | 71200 311 Contracts W/Other School Systems          | 0                            | 0                                     | 0                                      | 0                                       | 0   | 20 |
| 21          | 71200 312 Contracts W/Private Agencies              | 5,000                        | 5,000                                 | 0                                      | 0                                       | 0   | 21 |
| 22          | 71200 336 Maintenance & Repair Services - Equipment | 500                          | 500                                   | 0                                      | 0                                       | 0   | 22 |
| 23          | 71200 356 Tuition                                   | 0                            | 0                                     | 0                                      | 0                                       | 0   | 23 |
| 24          | 71200 399 Other Contracted Services                 | 0                            | 0                                     | 0                                      | 0                                       | 0   | 24 |
| 25          | 71200 429 Instructional Supplies & Materials        | 13,000                       | 13,000                                | 0                                      | 0                                       | 0   | 25 |
| 26          | 71200 449 Textbooks                                 | 0                            | 0                                     | 0                                      | 0                                       | 0   | 26 |
| 27          | 71200 499 Other Supplies & Materials                | 3,000                        | 3,000                                 | 0                                      | 0                                       | 0   | 27 |
| 28          | 71200 599 Other Charges                             | 0                            | 0                                     | 0                                      | 0                                       | 0   | 28 |
| 29          | 71200 725 Special Education Equipment               | 0                            | 0                                     | 0                                      | 0                                       | 0   | 29 |
| 30          |   |                              |                                       |  |   |   | 30 |
| 31          | 71200 TOTAL EXPEND. FOR SPECIAL EDUC. PROGRAM       | 1,907,162                    | 1,907,162                             | 0                                      | 0                                       | 0   | 31 |
| 32          |   |                              |                                       |  |   |   | 32 |
| 33          |   |                              |                                       |  |   |   | 33 |
| 34          |   |                              |                                       |  |   |   | 34 |
| 35          |   |                              |                                       |  |   |   | 35 |
| 36          |   |                              |                                       |  |   |   | 36 |
| 37          |   |                              |                                       |  |   |   | 37 |
| 38          |   |                              |                                       |  |   |   | 38 |
| 39          |   |                              |                                       |  |   |   | 39 |
| 40          |   |                              |                                       |  |   |   | 40 |

| ACCOUNT NO. | EXPENDITURES  | (1)<br>TOTAL ALL FUNDS | (2)<br>GENERAL PURPOSE FUND 141 | (3)<br>FEDERAL PROJECTS FUND 142 | (4)<br>FOOD SERVICE FUND 143 FUND | (5)<br>EXTENDED DAY PROGRAM FUND 146 FUND |    |
|-------------|---|------------------------|---------------------------------|----------------------------------|-----------------------------------|---|----|
| 1           | INSTRUCTION - 71000                                 |                        |                                 |                                  |                                   |   | 1  |
| 2           | VOCATIONAL EDUCATION PROGRAM (71300)                |                        |                                 |                                  |                                   |   | 2  |
| 3           | 71300 116 Teachers                                  | 1,162,960              | 1,162,960                       | 0                                | 0                                 | 0   | 3  |
| 4           | 71300 117 Career Ladder Program                     | 39,000                 | 39,000                          | 0                                | 0                                 | 0   | 4  |
| 5           | 71300 127 Career Ladder Extended Contracts          | 11,000                 | 11,000                          | 0                                | 0                                 | 0   | 5  |
| 6           | 71300 162 Clerical Personnel                        | 0                      | 0                               | 0                                | 0                                 | 0   | 6  |
| 7           | 71300 163 Educational Assistants                    | 11,165                 | 11,165                          | 0                                | 0                                 | 0   | 7  |
| 8           | 71300 189 Other Salaries & Wages                    | 0                      | 0                               | 0                                | 0                                 | 0   | 8  |
| 9           | 71300 195 Substitute Teachers                       | 15,000                 | 15,000                          | 0                                | 0                                 | 0   | 9  |
| 10          | 71300 201 Social Security                           | 76,826                 | 76,826                          | 0                                | 0                                 | 0   | 10 |
| 11          | 71300 204 State Retirement                          | 67,424                 | 67,424                          | 0                                | 0                                 | 0   | 11 |
| 12          | 71300 206 Life Insurance                            | 0                      | 0                               | 0                                | 0                                 | 0   | 12 |
| 13          | 71300 207 Medical Insurance                         | 99,100                 | 99,100                          | 0                                | 0                                 | 0   | 13 |
| 14          | 71300 208 Dental Insurance                          | 0                      | 0                               | 0                                | 0                                 | 0   | 14 |
| 15          | 71300 210 Unemployment Compensation                 | 0                      | 0                               | 0                                | 0                                 | 0   | 15 |
| 16          | 71300 212 Employer Medicare                         | 17,967                 | 17,967                          | 0                                | 0                                 | 0   | 16 |
| 17          | 71300 299 Other Fringe Benefits                     | 0                      | 0                               | 0                                | 0                                 | 0   | 17 |
| 18          | 71300 311 Contracts W/Other School Systems          | 12,000                 | 12,000                          | 0                                | 0                                 | 0   | 18 |
| 19          | 71300 336 Maintenance & Repair Services - Equipment | 3,000                  | 3,000                           | 0                                | 0                                 | 0   | 19 |
| 20          | 71300 356 Tuition                                   | 0                      | 0                               | 0                                | 0                                 | 0   | 20 |
| 21          | 71300 399 Other Contracted Services                 | 4,000                  | 4,000                           | 0                                | 0                                 | 0   | 21 |
| 22          | 71300 429 Instructional Supplies & Materials        | 45,000                 | 45,000                          | 0                                | 0                                 | 0   | 22 |
| 23          | 71300 449 Textbooks                                 | 0                      | 0                               | 0                                | 0                                 | 0   | 23 |
| 24          | 71300 499 Other Supplies & Materials                | 1,500                  | 1,500                           | 0                                | 0                                 | 0   | 24 |
| 25          | 71300 599 Other Charges                             | 3,500                  | 3,500                           | 0                                | 0                                 | 0   | 25 |
| 26          | 71300 730 Vocational Instruction Equipment          | 0                      | 0                               | 0                                | 0                                 | 0   | 26 |
| 27          |   |                        |                                 |                                  |                                   |   | 27 |
| 28          |   |                        |                                 |                                  |                                   |   | 28 |
| 29          | 71300 TOTAL EXPEND. FOR VOCATIONAL ED. PROGRAM      | 1,569,442              | 1,569,442                       | 0                                | 0                                 | 0   | 29 |
| 30          |   |                        |                                 |                                  |                                   |   | 30 |
| 31          |   |                        |                                 |                                  |                                   |   | 31 |
| 32          |   |                        |                                 |                                  |                                   |   | 32 |
| 33          |   |                        |                                 |                                  |                                   |   | 33 |
| 34          |   |                        |                                 |                                  |                                   |   | 34 |
| 35          |   |                        |                                 |                                  |                                   |   | 35 |
| 36          |   |                        |                                 |                                  |                                   |   | 36 |
| 37          |   |                        |                                 |                                  |                                   |   | 37 |
| 38          |   |                        |                                 |                                  |                                   |   | 38 |
| 39          |   |                        |                                 |                                  |                                   |   | 39 |
| 40          |   |                        |                                 |                                  |                                   |   | 40 |



| ACCOUNT NO. | EXPENDITURES                                   | (1)<br>TOTAL<br>ALL<br>FUNDS | (2)<br>GENERAL<br>PURPOSE<br>FUND 141 | (3)<br>FEDERAL<br>PROJECTS<br>FUND 142 | (4)<br>FOOD SERVICE<br>FUND 143<br>FUND | (5)<br>EXTENDED DAY<br>PROGRAM FUND 146<br>FUND |    |
|-------------|--|------------------------------|---------------------------------------|--|---|---|----|
| 1           | INSTRUCTION - 71000                            |                              |                                       |  |   |   | 1  |
| 2           | STUDENT BODY EDUCATION PROGRAM (71400)         |                              |                                       |  |   |   | 2  |
| 3           |  |                              |                                       |  |   |   | 3  |
| 4           | 71400 189 Other Salaries & Wages               | 0                            | 0                                     | 0                                      | 0                                       | 0   | 4  |
| 5           | 71400 201 Social Security                      | 0                            | 0                                     | 0                                      | 0                                       | 0   | 5  |
| 6           | 71400 204 State Retirement                     | 0                            | 0                                     | 0                                      | 0                                       | 0   | 6  |
| 7           | 71400 206 Life Insurance                       | 0                            | 0                                     | 0                                      | 0                                       | 0   | 7  |
| 8           | 71400 207 Medical Insurance                    | 0                            | 0                                     | 0                                      | 0                                       | 0   | 8  |
| 9           | 71400 208 Dental Insurance                     | 0                            | 0                                     | 0                                      | 0                                       | 0   | 9  |
| 10          | 71400 210 Unemployment Compensation            | 0                            | 0                                     | 0                                      | 0                                       | 0   | 10 |
| 11          | 71400 212 Employer Medicare                    | 0                            | 0                                     | 0                                      | 0                                       | 0   | 11 |
| 12          | 71400 299 Other Fringe Benefits                | 0                            | 0                                     | 0                                      | 0                                       | 0   | 12 |
| 13          | 71400 399 Other Contracted Services            | 0                            | 0                                     | 0                                      | 0                                       | 0   | 13 |
| 14          | 71400 429 Instructional Supplies and Materials | 0                            | 0                                     | 0                                      | 0                                       | 0   | 14 |
| 15          | 71400 449 Textbooks                            | 0                            | 0                                     | 0                                      | 0                                       | 0   | 15 |
| 16          | 71400 499 Other Supplies & Materials           | 0                            | 0                                     | 0                                      | 0                                       | 0   | 16 |
| 17          | 71400 599 Other Charges                        | 0                            | 0                                     | 0                                      | 0                                       | 0   | 17 |
| 18          | 71400 790 Other Equipment                      | 0                            | 0                                     | 0                                      | 0                                       | 0   | 18 |
| 19          |  |                              |                                       |  |   |   | 19 |
| 20          | 71400 TOTAL EXPEND. FOR STUDENT BODY ED. PROG. | 0                            | 0                                     | 0                                      | 0                                       | 0   | 20 |
| 21          |  |                              |                                       |  |   |   | 21 |
| 22          |  |                              |                                       |  |   |   | 22 |
| 23          |  |                              |                                       |  |   |   | 23 |
| 24          |  |                              |                                       |  |   |   | 24 |
| 25          |  |                              |                                       |  |   |   | 25 |
| 26          |  |                              |                                       |  |   |   | 26 |
| 27          |  |                              |                                       |  |   |   | 27 |
| 28          |  |                              |                                       |  |   |   | 28 |
| 29          |  |                              |                                       |  |   |   | 29 |
| 30          |  |                              |                                       |  |   |   | 30 |
| 31          |  |                              |                                       |  |   |   | 31 |
| 32          |  |                              |                                       |  |   |   | 32 |
| 33          |  |                              |                                       |  |   |   | 33 |
| 34          |  |                              |                                       |  |   |   | 34 |
| 35          |  |                              |                                       |  |   |   | 35 |
| 36          |  |                              |                                       |  |   |   | 36 |
| 37          |  |                              |                                       |  |   |   | 37 |
| 38          |  |                              |                                       |  |   |   | 38 |
| 39          |  |                              |                                       |  |   |   | 39 |
| 40          |  |                              |                                       |  |   |   | 40 |

| ACCOUNT NO. | EXPENDITURES   | (1)<br>TOTAL<br>ALL<br>FUNDS | (2)<br>GENERAL<br>PURPOSE<br>FUND 141 | (3)<br>FEDERAL<br>PROJECTS<br>FUND 142 | (4)<br>FOOD SERVICE<br>FUND 143<br>FUND | (5)<br>EXTENDED DAY<br>PROGRAM FUND 146<br>FUND |    |
|-------------|--|------------------------------|---------------------------------------|--|---|---|----|
| 1           | INSTRUCTION - 71000                                      |                              |                                       |  |   |   | 1  |
| 2           | ADULT EDUCATION PROGRAM (71600)                          |                              |                                       |  |   |   | 2  |
| 3           | 71600 116 Teachers.....                                  | 71,255                       | 71,255                                | 0                                      | 0                                       | 0   | 3  |
| 4           | 71600 117 Career Ladder Program.....                     | 0                            | 0                                     | 0                                      | 0                                       | 0   | 4  |
| 5           | 71600 127 Career Ladder Extended Contracts.....          | 0                            | 0                                     | 0                                      | 0                                       | 0   | 5  |
| 6           | 71600 189 Other Salaries & Wages.....                    | 2,000                        | 2,000                                 | 0                                      | 0                                       | 0   | 6  |
| 7           | 71600 201 Social Security.....                           | 4,542                        | 4,542                                 | 0                                      | 0                                       | 0   | 7  |
| 8           | 71600 204 State Retirement.....                          | 3,980                        | 3,980                                 | 0                                      | 0                                       | 0   | 8  |
| 9           | 71600 206 Life Insurance.....                            | 0                            | 0                                     | 0                                      | 0                                       | 0   | 9  |
| 10          | 71600 207 Medical Insurance.....                         | 3,500                        | 3,500                                 | 0                                      | 0                                       | 0   | 10 |
| 11          | 71600 208 Dental Insurance.....                          | 0                            | 0                                     | 0                                      | 0                                       | 0   | 11 |
| 12          | 71600 210 Unemployment Compensation.....                 | 0                            | 0                                     | 0                                      | 0                                       | 0   | 12 |
| 13          | 71600 212 Employer Medicare.....                         | 1,062                        | 1,062                                 | 0                                      | 0                                       | 0   | 13 |
| 14          | 71600 299 Other Fringe Benefits.....                     | 1,000                        | 1,000                                 | 0                                      | 0                                       | 0   | 14 |
| 15          | 71600 336 Maintenance & Repair Services - Equipment..... | 0                            | 0                                     | 0                                      | 0                                       | 0   | 15 |
| 16          | 71600 399 Other Contracted Services.....                 | 0                            | 0                                     | 0                                      | 0                                       | 0   | 16 |
| 17          | 71600 429 Instructional Supplies and Materials.....      | 8,855                        | 8,855                                 | 0                                      | 0                                       | 0   | 17 |
| 18          | 71600 449 Textbooks.....                                 | 0                            | 0                                     | 0                                      | 0                                       | 0   | 18 |
| 19          | 71600 499 Other Supplies & Materials.....                | 0                            | 0                                     | 0                                      | 0                                       | 0   | 19 |
| 20          | 71600 599 Other Charges.....                             | 0                            | 0                                     | 0                                      | 0                                       | 0   | 20 |
| 21          | 71600 790 Other Equipment.....                           | 0                            | 0                                     | 0                                      | 0                                       | 0   | 21 |
| 22          | 71600 TOTAL EXPENDITURES FOR ADULT ED. PROGRAM           | 96,194                       | 96,194                                | 0                                      | 0                                       | 0   | 22 |
| 23          |  |                              |                                       |  |   |   | 23 |
| 24          |  |                              |                                       |  |   |   | 24 |
| 25          |  |                              |                                       |  |   |   | 25 |
| 26          |  |                              |                                       |  |   |   | 26 |
| 27          | INSTRUCTION - 71000                                      |                              |                                       |  |   |   | 27 |
| 28          | OTHER (71900)  |                              |                                       |  |   |   | 28 |
| 29          |  |                              |                                       |  |   |   | 29 |
| 30          | 71900 448 T & I Construction Materials.....              | 0                            | 0                                     | 0                                      | 0                                       | 0   | 30 |
| 31          | 71900 599 Other Charges.....                             | 0                            | 0                                     | 0                                      | 0                                       | 0   | 31 |
| 32          | 71900 TOTAL EXPENDITURES FOR OTHER                       | 0                            | 0                                     | 0                                      | 0                                       | 0   | 32 |
| 33          |  |                              |                                       |  |   |   | 33 |
| 34          | 71000 TOTAL INSTRUCTIONAL EXPENDITURES                   | 19,065,172                   | 19,065,172                            | 0                                      | 0                                       | 0   | 34 |
| 35          |  |                              |                                       |  |   |   | 35 |
| 36          |  |                              |                                       |  |   |   | 36 |
| 37          |  |                              |                                       |  |   |   | 37 |
| 38          |  |                              |                                       |  |   |   | 38 |
| 39          |  |                              |                                       |  |   |   | 39 |
| 40          |  |                              |                                       |  |   |   | 40 |

| ACCOUNT NO. | EXPENDITURES  | (1)<br>TOTAL<br>ALL<br>FUNDS | (2)<br>GENERAL<br>PURPOSE<br>FUND 141 | (3)<br>FEDERAL<br>PROJECTS<br>FUND 142 | (4)<br>FOOD SERVICE<br>FUND 143<br>FUND | (5)<br>EXTENDED DAY<br>PROGRAM FUND 146<br>FUND |
|-------------|---|------------------------------|---------------------------------------|--|---|---|
| 1           | SUPPORT SERVICES - 72000                            |                              |                                       |  |   | 1   |
| 2           | STUDENTS (72100)                                    |                              |                                       |  |   | 2   |
| 3           | ATTENDANCE (72110)                                  |                              |                                       |  |   | 3   |
| 4           |   |                              |                                       |  |   | 4   |
| 5           | 72110 105 Supervisor/Director                       | 46,404                       | 46,404                                | 0                                      | 0                                       | 0 5   |
| 6           | 72110 117 Career Ladder Program                     | 2,000                        | 2,000                                 | 0                                      | 0                                       | 0 6   |
| 7           | 72110 127 Career Ladder Extended Contracts          | 2,000                        | 2,000                                 | 0                                      | 0                                       | 0 7   |
| 8           | 72110 130 Social Workers                            | 0                            | 0                                     | 0                                      | 0                                       | 0 8   |
| 9           | 72110 162 Clerical Personnel                        | 0                            | 0                                     | 0                                      | 0                                       | 0 9   |
| 10          | 72110 189 Other Salaries & Wages                    | 0                            | 0                                     | 0                                      | 0                                       | 0 10  |
| 11          | 72110 201 Social Security                           | 3,125                        | 3,125                                 | 0                                      | 0                                       | 0 11  |
| 12          | 72110 204 State Retirement                          | 2,757                        | 2,757                                 | 0                                      | 0                                       | 0 12  |
| 13          | 72110 206 Life Insurance                            | 0                            | 0                                     | 0                                      | 0                                       | 0 13  |
| 14          | 72110 207 Medical Insurance                         | 6,590                        | 6,590                                 | 0                                      | 0                                       | 0 14  |
| 15          | 72110 208 Dental Insurance                          | 0                            | 0                                     | 0                                      | 0                                       | 0 15  |
| 16          | 72110 210 Unemployment Compensation                 | 0                            | 0                                     | 0                                      | 0                                       | 0 16  |
| 17          | 72110 212 Employer Medicare                         | 731                          | 731                                   | 0                                      | 0                                       | 0 17  |
| 18          | 72110 299 Other Fringe Benefits                     | 0                            | 0                                     | 0                                      | 0                                       | 0 18  |
| 19          | 72110 336 Maintenance & Repair Services - Equipment | 0                            | 0                                     | 0                                      | 0                                       | 0 19  |
| 20          | 72110 355 Travel                                    | 0                            | 0                                     | 0                                      | 0                                       | 0 20  |
| 21          | 72110 399 Other Contracted Services                 | 9,035                        | 9,035                                 | 0                                      | 0                                       | 0 21  |
| 22          | 72110 499 Other Supplies & Materials                | 0                            | 0                                     | 0                                      | 0                                       | 0 22  |
| 23          | 72110 599 Other Charges                             | 0                            | 0                                     | 0                                      | 0                                       | 0 23  |
| 24          | 72110 704 Attendance Equipment                      | 3,000                        | 3,000                                 | 0                                      | 0                                       | 0 24  |
| 25          |   |                              |                                       |  |   | 25  |
| 26          |   |                              |                                       |  |   | 26  |
| 27          | 72110 TOTAL EXPENDITURES FOR ATTENDANCE             | 75,642                       | 75,642                                | 0                                      | 0                                       | 0 27  |
| 28          |   |                              |                                       |  |   | 28  |
| 29          |   |                              |                                       |  |   | 29  |
| 30          |   |                              |                                       |  |   | 30  |
| 31          |   |                              |                                       |  |   | 31  |
| 32          |   |                              |                                       |  |   | 32  |
| 33          |   |                              |                                       |  |   | 33  |
| 34          |   |                              |                                       |  |   | 34  |
| 35          |   |                              |                                       |  |   | 35  |
| 36          |   |                              |                                       |  |   | 36  |
| 37          |   |                              |                                       |  |   | 37  |
| 38          |   |                              |                                       |  |   | 38  |
| 39          |   |                              |                                       |  |   | 39  |
| 40          |   |                              |                                       |  |   | 40  |

| ACCOUNT NO. | EXPENDITURES  | (1)<br>TOTAL<br>ALL<br>FUNDS | (2)<br>GENERAL<br>PURPOSE<br>FUND 141 | (3)<br>FEDERAL<br>PROJECTS<br>FUND 142 | (4)<br>FOOD SERVICE<br>FUND 143<br>FUND | (5)<br>EXTENDED DAY<br>PROGRAM FUND 146<br>FUND |    |
|-------------|---|------------------------------|---------------------------------------|--|---|---|----|
| 1           | SUPPORT SERVICES - 72000                            |                              |                                       |  |   |   | 1  |
| 2           | STUDENTS (72100)                                    |                              |                                       |  |   |   | 2  |
| 3           | HEALTH SERVICES (72120)                             |                              |                                       |  |   |   | 3  |
| 4           |   |                              |                                       |  |   |   | 4  |
| 5           | 72120 131 Medical Personnel                         | 81,164                       | 81,164                                | 0                                      | 0                                       | 0   | 5  |
| 6           | 72120 189 Other Salaries & Wages                    | 0                            | 0                                     | 0                                      | 0                                       | 0   | 6  |
| 7           | 72120 201 Social Security                           | 5,032                        | 5,032                                 | 0                                      | 0                                       | 0   | 7  |
| 8           | 72120 204 State Retirement                          | 4,440                        | 4,440                                 | 0                                      | 0                                       | 0   | 8  |
| 9           | 72120 206 Life Insurance                            | 0                            | 0                                     | 0                                      | 0                                       | 0   | 9  |
| 10          | 72120 207 Medical Insurance                         | 15,000                       | 15,000                                | 0                                      | 0                                       | 0   | 10 |
| 11          | 72120 208 Dental Insurance                          | 0                            | 0                                     | 0                                      | 0                                       | 0   | 11 |
| 12          | 72120 210 Unemployment Compensation                 | 0                            | 0                                     | 0                                      | 0                                       | 0   | 12 |
| 13          | 72120 212 Employer Medicare                         | 1,177                        | 1,177                                 | 0                                      | 0                                       | 0   | 13 |
| 14          | 72120 299 Other Fringe Benefits                     | 0                            | 0                                     | 0                                      | 0                                       | 0   | 14 |
| 15          | 72120 336 Maintenance & Repair Services - Equipment | 0                            | 0                                     | 0                                      | 0                                       | 0   | 15 |
| 16          | 72120 355 Travel                                    | 700                          | 700                                   | 0                                      | 0                                       | 0   | 16 |
| 17          | 72120 399 Other Contracted Services                 | 500                          | 500                                   | 0                                      | 0                                       | 0   | 17 |
| 18          | 72120 413 Drugs & Medical Supplies                  | 3,200                        | 3,200                                 | 0                                      | 0                                       | 0   | 18 |
| 19          | 72120 499 Other Supplies & Materials                | 0                            | 0                                     | 0                                      | 0                                       | 0   | 19 |
| 20          | 72120 599 Other Charges                             | 2,700                        | 2,700                                 | 0                                      | 0                                       | 0   | 20 |
| 21          | 72120 735 Health Equipment                          | 0                            | 0                                     | 0                                      | 0                                       | 0   | 21 |
| 22          |   |                              |                                       |  |   |   | 22 |
| 23          |   |                              |                                       |  |   |   | 23 |
| 24          | 72120 TOTAL EXPENDITURES FOR HEALTH SERVICES        | 113,913                      | 113,913                               | 0                                      | 0                                       | 0   | 24 |
| 25          |   |                              |                                       |  |   |   | 25 |
| 26          |   |                              |                                       |  |   |   | 26 |
| 27          |   |                              |                                       |  |   |   | 27 |
| 28          |   |                              |                                       |  |   |   | 28 |
| 29          |   |                              |                                       |  |   |   | 29 |
| 30          |   |                              |                                       |  |   |   | 30 |
| 31          |   |                              |                                       |  |   |   | 31 |
| 32          |   |                              |                                       |  |   |   | 32 |
| 33          |   |                              |                                       |  |   |   | 33 |
| 34          |   |                              |                                       |  |   |   | 34 |
| 35          |   |                              |                                       |  |   |   | 35 |
| 36          |   |                              |                                       |  |   |   | 36 |
| 37          |   |                              |                                       |  |   |   | 37 |
| 38          |   |                              |                                       |  |   |   | 38 |
| 39          |   |                              |                                       |  |   |   | 39 |
| 40          |   |                              |                                       |  |   |   | 40 |

| ACCOUNT NO. | EXPENDITURES  | (1)<br>TOTAL<br>ALL<br>FUNDS | (2)<br>GENERAL<br>PURPOSE<br>FUND 141 | (3)<br>FEDERAL<br>PROJECTS<br>FUND 142 | (4)<br>FOOD SERVICE<br>FUND 143<br>FUND | (5)<br>EXTENDED DAY<br>PROGRAM FUND 146<br>FUND |    |
|-------------|---|------------------------------|---------------------------------------|--|---|---|----|
| 1           | SUPPORT SERVICES - 72000                            |                              |                                       |  |   |   | 1  |
| 2           | STUDENTS (72100)                                    |                              |                                       |  |   |   | 2  |
| 3           | OTHER STUDENT SUPPORT (72130)                       |                              |                                       |  |   |   | 3  |
| 4           | 72130 117 Career Ladder Program                     | 12,000                       | 12,000                                | 0                                      | 0                                       | 0   | 4  |
| 5           | 72130 123 Guidance Personnel                        | 472,311                      | 472,311                               | 0                                      | 0                                       | 0   | 5  |
| 6           | 72130 124 Psychological Personnel                   | 28,615                       | 28,615                                | 0                                      | 0                                       | 0   | 6  |
| 7           | 72130 127 Career Ladder - Extended Contracts        | 2,000                        | 2,000                                 | 0                                      | 0                                       | 0   | 7  |
| 8           | 72130 130 Social Workers                            | 0                            | 0                                     | 0                                      | 0                                       | 0   | 8  |
| 9           | 72130 135 Assessment Personnel                      | 0                            | 0                                     | 0                                      | 0                                       | 0   | 9  |
| 10          | 72130 161 Secretary(s)                              | 55,995                       | 55,995                                | 0                                      | 0                                       | 0   | 10 |
| 11          | 72130 162 Clerical Personnel                        | 0                            | 0                                     | 0                                      | 0                                       | 0   | 11 |
| 12          | 72130 164 Attendants                                | 20,417                       | 20,417                                | 0                                      | 0                                       | 0   | 12 |
| 13          | 72130 189 Other Salaries & Wages                    | 22,000                       | 22,000                                | 0                                      | 0                                       | 0   | 13 |
| 14          | 72130 201 Social Security                           | 38,027                       | 38,027                                | 0                                      | 0                                       | 0   | 14 |
| 15          | 72130 204 State Retirement                          | 30,945                       | 30,945                                | 0                                      | 0                                       | 0   | 15 |
| 16          | 72130 206 Life Insurance                            | 0                            | 0                                     | 0                                      | 0                                       | 0   | 16 |
| 17          | 72130 207 Medical Insurance                         | 43,000                       | 43,000                                | 0                                      | 0                                       | 0   | 17 |
| 18          | 72130 208 Dental Insurance                          | 0                            | 0                                     | 0                                      | 0                                       | 0   | 18 |
| 19          | 72130 210 Unemployment Compensation                 | 0                            | 0                                     | 0                                      | 0                                       | 0   | 19 |
| 20          | 72130 212 Employer Medicare                         | 8,893                        | 8,893                                 | 0                                      | 0                                       | 0   | 20 |
| 21          | 72130 299 Other Fringe Benefits                     | 0                            | 0                                     | 0                                      | 0                                       | 0   | 21 |
| 22          | 72130 322 Evaluation & Testing                      | 25,000                       | 25,000                                | 0                                      | 0                                       | 0   | 22 |
| 23          | 72130 336 Maintenance & Repair Services - Equipment | 0                            | 0                                     | 0                                      | 0                                       | 0   | 23 |
| 24          | 72130 355 Travel                                    | 6,000                        | 6,000                                 | 0                                      | 0                                       | 0   | 24 |
| 25          | 72130 399 Other Contracted Services                 | 5,000                        | 5,000                                 | 0                                      | 0                                       | 0   | 25 |
| 26          | 72130 499 Other Supplies & Materials                | 400                          | 400                                   | 0                                      | 0                                       | 0   | 26 |
| 27          | 72130 599 Other Charges                             | 500                          | 500                                   | 0                                      | 0                                       | 0   | 27 |
| 28          | 72130 790 Other Equipment                           | 1,000                        | 1,000                                 | 0                                      | 0                                       | 0   | 28 |
| 29          |   |                              |                                       |  |   |   | 29 |
| 30          |   |                              |                                       |  |   |   | 30 |
| 31          | 72130 TOTAL EXPEND. FOR OTHER STUDENT SUPPORT       | 772,103                      | 772,103                               | 0                                      | 0                                       | 0   | 31 |
| 32          |   |                              |                                       |  |   |   | 32 |
| 33          |   |                              |                                       |  |   |   | 33 |
| 34          |   |                              |                                       |  |   |   | 34 |
| 35          |   |                              |                                       |  |   |   | 35 |
| 36          |   |                              |                                       |  |   |   | 36 |
| 37          |   |                              |                                       |  |   |   | 37 |
| 38          |   |                              |                                       |  |   |   | 38 |
| 39          |   |                              |                                       |  |   |   | 39 |
| 40          |   |                              |                                       |  |   |   | 40 |

| ACCOUNT NO. | EXPENDITURES  | (1)<br>TOTAL<br>ALL<br>FUNDS | (2)<br>GENERAL<br>PURPOSE<br>FUND 141 | (3)<br>FEDERAL<br>PROJECTS<br>FUND 142 | (4)<br>FOOD SERVICE<br>FUND 143<br>FUND | (5)<br>EXTENDED DAY<br>PROGRAM FUND 146<br>FUND |    |
|-------------|---|------------------------------|---------------------------------------|--|---|---|----|
| 1           | SUPPORT SERVICES - 72000                            |                              |                                       |  |   |   | 1  |
| 2           | INSTRUCTIONAL STAFF (72200)                         |                              |                                       |  |   |   | 2  |
| 3           | REGULAR INSTRUCTION PROGRAM (72210)                 |                              |                                       |  |   |   | 3  |
| 4           |   |                              |                                       |  |   |   | 4  |
| 5           | 72210 105 Supervisor/Director                       | 105,150                      | 105,150                               | 0                                      | 0                                       | 0   | 5  |
| 6           | 72210 117 Career Ladder Program                     | 27,000                       | 27,000                                | 0                                      | 0                                       | 0   | 6  |
| 7           | 72210 126 Career Ladder Evaluators                  | 0                            | 0                                     | 0                                      | 0                                       | 0   | 7  |
| 8           | 72210 127 Career Ladder Extended Contracts          | 19,000                       | 19,000                                | 0                                      | 0                                       | 0   | 8  |
| 9           | 72210 129 Librarian(s)                              | 457,394                      | 457,394                               | 0                                      | 0                                       | 0   | 9  |
| 10          | 72210 132 Material Supervisor(s)                    | 0                            | 0                                     | 0                                      | 0                                       | 0   | 10 |
| 11          | 72210 136 Audiovisual Personnel                     | 0                            | 0                                     | 0                                      | 0                                       | 0   | 11 |
| 12          | 72210 137 Education Media Personnel                 | 0                            | 0                                     | 0                                      | 0                                       | 0   | 12 |
| 13          | 72210 138 Instructional Computer Personnel          | 72,458                       | 72,458                                | 0                                      | 0                                       | 0   | 13 |
| 14          | 72210 161 Secretary(s)                              | 0                            | 0                                     | 0                                      | 0                                       | 0   | 14 |
| 15          | 72210 162 Clerical Personnel                        | 0                            | 0                                     | 0                                      | 0                                       | 0   | 15 |
| 16          | 72210 163 Educational Assistants                    | 0                            | 0                                     | 0                                      | 0                                       | 0   | 16 |
| 17          | 72210 189 Other Salaries & Wages                    | 0                            | 0                                     | 0                                      | 0                                       | 0   | 17 |
| 18          | 72210 196 In-Service Training                       | 0                            | 0                                     | 0                                      | 0                                       | 0   | 18 |
| 19          | 72210 201 Social Security                           | 42,222                       | 42,222                                | 0                                      | 0                                       | 0   | 19 |
| 20          | 72210 204 State Retirement                          | 37,251                       | 37,251                                | 0                                      | 0                                       | 0   | 20 |
| 21          | 72210 206 Life Insurance                            | 0                            | 0                                     | 0                                      | 0                                       | 0   | 21 |
| 22          | 72210 207 Medical Insurance                         | 39,257                       | 39,257                                | 0                                      | 0                                       | 0   | 22 |
| 23          | 72210 208 Dental Insurance                          | 0                            | 0                                     | 0                                      | 0                                       | 0   | 23 |
| 24          | 72210 210 Unemployment Compensation                 | 0                            | 0                                     | 0                                      | 0                                       | 0   | 24 |
| 25          | 72210 212 Employer Medicare                         | 9,875                        | 9,875                                 | 0                                      | 0                                       | 0   | 25 |
| 26          | 72210 299 Other Fringe Benefits                     | 0                            | 0                                     | 0                                      | 0                                       | 0   | 26 |
| 27          | 72210 308 Consultants                               | 0                            | 0                                     | 0                                      | 0                                       | 0   | 27 |
| 28          | 72210 336 Maintenance & Repair Services - Equipment | 0                            | 0                                     | 0                                      | 0                                       | 0   | 28 |
| 29          | 72210 355 Travel                                    | 16,000                       | 16,000                                | 0                                      | 0                                       | 0   | 29 |
| 30          | 72210 399 Other Contracted Services                 | 0                            | 0                                     | 0                                      | 0                                       | 0   | 30 |
| 31          | 72210 432 Library Books/Media                       | 0                            | 0                                     | 0                                      | 0                                       | 0   | 31 |
| 32          | 72210 437 Periodicals                               | 0                            | 0                                     | 0                                      | 0                                       | 0   | 32 |
| 33          | 72210 457 In-Service/Staff Development              | 11,500                       | 11,500                                | 0                                      | 0                                       | 0   | 33 |
| 34          | 72210 499 Other Supplies & Materials                | 1,000                        | 1,000                                 | 0                                      | 0                                       | 0   | 34 |
| 35          | 72210 599 Other Charges                             | 0                            | 0                                     | 0                                      | 0                                       | 0   | 35 |
| 36          | 72210 790 Other Equipment                           | 0                            | 0                                     | 0                                      | 0                                       | 0   | 36 |
| 37          |   |                              |                                       |  |   |   | 37 |
| 38          |   |                              |                                       |  |   |   | 38 |
| 39          | 72210 TOTAL EXPENDITURES FOR REGULAR INST. PROG.    | 838,107                      | 838,107                               | 0                                      | 0                                       | 0   | 39 |
| 40          |   |                              |                                       |  |   |   | 40 |

| ACCOUNT NO. | EXPENDITURES  | (1)<br>TOTAL ALL FUNDS | (2)<br>GENERAL PURPOSE FUND 141 | (3)<br>FEDERAL PROJECTS FUND 142 | (4)<br>FOOD SERVICE FUND 143 FUND | (5)<br>EXTENDED DAY PROGRAM FUND 146 FUND |    |
|-------------|---|------------------------|---------------------------------|----------------------------------|-----------------------------------|---|----|
| 1           | SUPPORT SERVICES - 72000                                  |                        |                                 |                                  |                                   |   | 1  |
| 2           | INSTRUCTIONAL STAFF (72200)                               |                        |                                 |                                  |                                   |   | 2  |
| 3           | SPECIAL EDUCATION PROGRAM (72220)                         |                        |                                 |                                  |                                   |   | 3  |
| 4           |   |                        |                                 |                                  |                                   |   | 4  |
| 5           | 72220 105 Supervisor/Director .....                       | 77,475                 | 77,475                          | 0                                | 0                                 | 0   | 5  |
| 6           | 72220 117 Career Ladder Program .....                     | 5,000                  | 5,000                           | 0                                | 0                                 | 0   | 6  |
| 7           | 72220 124 Psychological Personnel .....                   | 29,894                 | 29,894                          | 0                                | 0                                 | 0   | 7  |
| 8           | 72220 126 Career Ladder Evaluators .....                  | 0                      | 0                               | 0                                | 0                                 | 0   | 8  |
| 9           | 72220 127 Career Ladder Extended Contracts .....          | 5,000                  | 5,000                           | 0                                | 0                                 | 0   | 9  |
| 10          | 72220 135 Assessment Personnel .....                      | 0                      | 0                               | 0                                | 0                                 | 0   | 10 |
| 11          | 72220 161 Secretary(s) .....                              | 0                      | 0                               | 0                                | 0                                 | 0   | 11 |
| 12          | 72220 162 Clerical Personnel .....                        | 17,700                 | 17,700                          | 0                                | 0                                 | 0   | 12 |
| 13          | 72220 189 Other Salaries & Wages .....                    | 0                      | 0                               | 0                                | 0                                 | 0   | 13 |
| 14          | 72220 196 In-Service Training .....                       | 0                      | 0                               | 0                                | 0                                 | 0   | 14 |
| 15          | 72220 201 Social Security .....                           | 8,374                  | 8,374                           | 0                                | 0                                 | 0   | 15 |
| 16          | 72220 204 State Retirement .....                          | 7,148                  | 7,148                           | 0                                | 0                                 | 0   | 16 |
| 17          | 72220 206 Life Insurance .....                            | 0                      | 0                               | 0                                | 0                                 | 0   | 17 |
| 18          | 72220 207 Medical Insurance .....                         | 9,300                  | 9,300                           | 0                                | 0                                 | 0   | 18 |
| 19          | 72220 208 Dental Insurance .....                          | 0                      | 0                               | 0                                | 0                                 | 0   | 19 |
| 20          | 72220 210 Unemployment Compensation .....                 | 0                      | 0                               | 0                                | 0                                 | 0   | 20 |
| 21          | 72220 212 Employer Medicare .....                         | 1,959                  | 1,959                           | 0                                | 0                                 | 0   | 21 |
| 22          | 72220 299 Other Fringe Benefits .....                     | 0                      | 0                               | 0                                | 0                                 | 0   | 22 |
| 23          | 72220 308 Consultants .....                               | 0                      | 0                               | 0                                | 0                                 | 0   | 23 |
| 24          | 72220 336 Maintenance & Repair Services - Equipment ..... | 500                    | 500                             | 0                                | 0                                 | 0   | 24 |
| 25          | 72220 355 Travel .....                                    | 0                      | 0                               | 0                                | 0                                 | 0   | 25 |
| 26          | 72220 399 Other Contracted Services .....                 | 5,000                  | 5,000                           | 0                                | 0                                 | 0   | 26 |
| 27          | 72220 457 In-Service/Staff Development .....              | 500                    | 500                             | 0                                | 0                                 | 0   | 27 |
| 28          | 72220 499 Other Supplies & Materials .....                | 1,500                  | 1,500                           | 0                                | 0                                 | 0   | 28 |
| 29          | 72220 599 Other Charges .....                             | 1,700                  | 1,700                           | 0                                | 0                                 | 0   | 29 |
| 30          | 72220 790 Other Equipment .....                           | 1,000                  | 1,000                           | 0                                | 0                                 | 0   | 30 |
| 31          |   |                        |                                 |                                  |                                   |   | 31 |
| 32          | 72220 TOTAL EXPEND. FOR SPECIAL EDUCATION PROG.           | 172,050                | 172,050                         | 0                                | 0                                 | 0   | 32 |
| 33          |   |                        |                                 |                                  |                                   |   | 33 |
| 34          |   |                        |                                 |                                  |                                   |   | 34 |
| 35          |   |                        |                                 |                                  |                                   |   | 35 |
| 36          |   |                        |                                 |                                  |                                   |   | 36 |
| 37          |   |                        |                                 |                                  |                                   |   | 37 |
| 38          |   |                        |                                 |                                  |                                   |   | 38 |
| 39          |   |                        |                                 |                                  |                                   |   | 39 |
| 40          |   |                        |                                 |                                  |                                   |   | 40 |

| ACCOUNT NO. | EXPENDITURES  | (1)<br>TOTAL<br>ALL<br>FUNDS | (2)<br>GENERAL<br>PURPOSE<br>FUND 141 | (3)<br>FEDERAL<br>PROJECTS<br>FUND 142 | (4)<br>FOOD SERVICE<br>FUND 143<br>FUND | (5)<br>EXTENDED DAY<br>PROGRAM FUND 146<br>FUND |    |
|-------------|---|------------------------------|---------------------------------------|--|---|---|----|
| 1           | SUPPORT SERVICES - 72000                            |                              |                                       |  |   |   | 1  |
| 2           | INSTRUCTIONAL STAFF (72200)                         |                              |                                       |  |   |   | 2  |
| 3           | VOCATIONAL EDUCATION (72230)                        |                              |                                       |  |   |   | 3  |
| 4           |   |                              |                                       |  |   |   | 4  |
| 5           | 72230 105 Supervisor/Director                       | 48,740                       | 48,740                                | 0                                      | 0                                       | 0   | 5  |
| 6           | 72230 117 Career Ladder Program                     | 0                            | 0                                     | 0                                      | 0                                       | 0   | 6  |
| 7           | 72230 126 Career Ladder Evaluators                  | 0                            | 0                                     | 0                                      | 0                                       | 0   | 7  |
| 8           | 72230 127 Career Ladder Extended Contracts          | 0                            | 0                                     | 0                                      | 0                                       | 0   | 8  |
| 9           | 72230 161 Secretary(s)                              | 15,533                       | 15,533                                | 0                                      | 0                                       | 0   | 9  |
| 10          | 72230 162 Clerical Personnel                        | 0                            | 0                                     | 0                                      | 0                                       | 0   | 10 |
| 11          | 72230 189 Other Salaries & Wages                    | 0                            | 0                                     | 0                                      | 0                                       | 0   | 11 |
| 12          | 72230 196 In-Service Training                       | 0                            | 0                                     | 0                                      | 0                                       | 0   | 12 |
| 13          | 72230 201 Social Security                           | 3,985                        | 3,985                                 | 0                                      | 0                                       | 0   | 13 |
| 14          | 72230 204 State Retirement                          | 3,304                        | 3,304                                 | 0                                      | 0                                       | 0   | 14 |
| 15          | 72230 206 Life Insurance                            | 0                            | 0                                     | 0                                      | 0                                       | 0   | 15 |
| 16          | 72230 207 Medical Insurance                         | 5,500                        | 5,500                                 | 0                                      | 0                                       | 0   | 16 |
| 17          | 72230 208 Dental Insurance                          | 0                            | 0                                     | 0                                      | 0                                       | 0   | 17 |
| 18          | 72230 210 Unemployment Compensation                 | 0                            | 0                                     | 0                                      | 0                                       | 0   | 18 |
| 19          | 72230 212 Employer Medicare                         | 932                          | 932                                   | 0                                      | 0                                       | 0   | 19 |
| 20          | 72230 299 Other Fringe Benefits                     | 0                            | 0                                     | 0                                      | 0                                       | 0   | 20 |
| 21          | 72230 308 Consultants                               | 0                            | 0                                     | 0                                      | 0                                       | 0   | 21 |
| 22          | 72230 336 Maintenance & Repair Services - Equipment | 0                            | 0                                     | 0                                      | 0                                       | 0   | 22 |
| 23          | 72230 355 Travel                                    | 12,000                       | 12,000                                | 0                                      | 0                                       | 0   | 23 |
| 24          | 72230 399 Other Contracted Services                 | 0                            | 0                                     | 0                                      | 0                                       | 0   | 24 |
| 25          | 72230 457 In-Service/Staff Development              | 0                            | 0                                     | 0                                      | 0                                       | 0   | 25 |
| 26          | 72230 499 Other Supplies & Materials                | 0                            | 0                                     | 0                                      | 0                                       | 0   | 26 |
| 27          | 72230 599 Other Charges                             | 0                            | 0                                     | 0                                      | 0                                       | 0   | 27 |
| 28          | 72230 790 Other Equipment                           | 0                            | 0                                     | 0                                      | 0                                       | 0   | 28 |
| 29          |   |                              |                                       |  |   |   | 29 |
| 30          | 72230 TOTAL EXPENDITURES FOR VOCATIONAL EDUC.       | 89,994                       | 89,994                                | 0                                      | 0                                       | 0   | 30 |
| 31          |   |                              |                                       |  |   |   | 31 |
| 32          |   |                              |                                       |  |   |   | 32 |
| 33          |   |                              |                                       |  |   |   | 33 |
| 34          |   |                              |                                       |  |   |   | 34 |
| 35          |   |                              |                                       |  |   |   | 35 |
| 36          |   |                              |                                       |  |   |   | 36 |
| 37          |   |                              |                                       |  |   |   | 37 |
| 38          |   |                              |                                       |  |   |   | 38 |
| 39          |   |                              |                                       |  |   |   | 39 |
| 40          |   |                              |                                       |  |   |   | 40 |



| ACCOUNT NO. | EXPENDITURES  | (1)<br>TOTAL<br>ALL<br>FUNDS | (2)<br>GENERAL<br>PURPOSE<br>FUND 141 | (3)<br>FEDERAL<br>PROJECTS<br>FUND 142 | (4)<br>FOOD SERVICE<br>FUND 143<br>FUND | (5)<br>EXTENDED DAY<br>PROGRAM FUND 146<br>FUND |    |
|-------------|---|------------------------------|---------------------------------------|--|---|---|----|
| 1           | SUPPORT SERVICES - 72000                            |                              |                                       |  |   |   | 1  |
| 2           | INSTRUCTIONAL STAFF (72200)                         |                              |                                       |  |   |   | 2  |
| 3           | ADULT PROGRAM (72260)                               |                              |                                       |  |   |   | 3  |
| 4           |   |                              |                                       |  |   |   | 4  |
| 5           | 72260 105 Supervisor/Director                       | 4,050                        | 4,050                                 | 0                                      | 0                                       | 0   | 5  |
| 6           | 72260 117 Career Ladder Program                     | 0                            | 0                                     | 0                                      | 0                                       | 0   | 6  |
| 7           | 72260 127 Career Ladder Extended Contracts          | 0                            | 0                                     | 0                                      | 0                                       | 0   | 7  |
| 8           | 72260 162 Clerical Personnel                        | 0                            | 0                                     | 0                                      | 0                                       | 0   | 8  |
| 9           | 72260 189 Other Salaries & Wages                    | 43,609                       | 43,609                                | 0                                      | 0                                       | 0   | 9  |
| 10          | 72260 196 In-Service Training                       | 0                            | 0                                     | 0                                      | 0                                       | 0   | 10 |
| 11          | 72260 201 Social Security                           | 3,646                        | 3,646                                 | 0                                      | 0                                       | 0   | 11 |
| 12          | 72260 204 State Retirement                          | 2,014                        | 2,014                                 | 0                                      | 0                                       | 0   | 12 |
| 13          | 72260 206 Life Insurance                            | 0                            | 0                                     | 0                                      | 0                                       | 0   | 13 |
| 14          | 72260 207 Medical Insurance                         | 3,360                        | 3,360                                 | 0                                      | 0                                       | 0   | 14 |
| 15          | 72260 208 Dental Insurance                          | 0                            | 0                                     | 0                                      | 0                                       | 0   | 15 |
| 16          | 72260 210 Unemployment Compensation                 | 0                            | 0                                     | 0                                      | 0                                       | 0   | 16 |
| 17          | 72260 212 Employer Medicare                         | 691                          | 691                                   | 0                                      | 0                                       | 0   | 17 |
| 18          | 72260 299 Other Fringe Benefits                     | 0                            | 0                                     | 0                                      | 0                                       | 0   | 18 |
| 19          | 72260 336 Maintenance & Repair Services - Equipment | 0                            | 0                                     | 0                                      | 0                                       | 0   | 19 |
| 20          | 72260 355 Travel                                    | 300                          | 300                                   | 0                                      | 0                                       | 0   | 20 |
| 21          | 72260 399 Other Contracted Services                 | 0                            | 0                                     | 0                                      | 0                                       | 0   | 21 |
| 22          | 72260 457 In-Service/Staff Development              | 0                            | 0                                     | 0                                      | 0                                       | 0   | 22 |
| 23          | 72260 499 Other Supplies & Materials                | 0                            | 0                                     | 0                                      | 0                                       | 0   | 23 |
| 24          | 72260 599 Other Charges                             | 18,450                       | 18,450                                | 0                                      | 0                                       | 0   | 24 |
| 25          | 72260 790 Other Equipment                           | 0                            | 0                                     | 0                                      | 0                                       | 0   | 25 |
| 26          |   |                              |                                       |  |   |   | 26 |
| 27          | 72260 TOTAL EXPEND. FOR ADULT EDUCATION PROG.       | 76,120                       | 76,120                                | 0                                      | 0                                       | 0   | 27 |
| 28          |   |                              |                                       |  |   |   | 28 |
| 29          | SUPPORT SERVICES - 72000                            |                              |                                       |  |   |   | 29 |
| 30          | INSTRUCTIONAL STAFF (72200)                         |                              |                                       |  |   |   | 30 |
| 31          | OTHER PROGRAMS (72290)                              |                              |                                       |  |   |   | 31 |
| 32          |   |                              |                                       |  |   |   | 32 |
| 33          | 72290 599 Other Charges                             | 0                            | 0                                     | 0                                      | 0                                       | 0   | 33 |
| 34          |   |                              |                                       |  |   |   | 34 |
| 35          | 72290 TOTAL EXPENDITURES FOR OTHER PROGRAMS         | 0                            | 0                                     | 0                                      | 0                                       | 0   | 35 |
| 36          |   |                              |                                       |  |   |   | 36 |
| 37          |   |                              |                                       |  |   |   | 37 |
| 38          |   |                              |                                       |  |   |   | 38 |
| 39          |   |                              |                                       |  |   |   | 39 |
| 40          |   |                              |                                       |  |   |   | 40 |

| ACCOUNT NO. | EXPENDITURES                                | (1)<br>TOTAL<br>ALL<br>FUNDS | (2)<br>GENERAL<br>PURPOSE<br>FUND 141 | (3)<br>FEDERAL<br>PROJECTS<br>FUND 142 | (4)<br>FOOD SERVICE<br>FUND 143<br>FUND | (5)<br>EXTENDED DAY<br>PROGRAM FUND 146<br>FUND |
|-------------|---|------------------------------|---------------------------------------|--|---|---|
| 1           | SUPPORT SERVICES - 72000                    |                              |                                       |  |   | 1   |
| 2           | GENERAL ADMINISTRATION (72300)              |                              |                                       |  |   | 2   |
| 3           | BOARD OF EDUCATION (72310)                  |                              |                                       |  |   | 3   |
| 4           | 72310 118 Secretary to Board                | 1,020                        | 1,020                                 | 0                                      | 0                                       | 0 4   |
| 5           | 72310 189 Other Salaries & Wages            | 0                            | 0                                     | 0                                      | 0                                       | 0 5   |
| 6           | 72310 191 Board and Committee Member Fees   | 21,800                       | 21,800                                | 0                                      | 0                                       | 0 6   |
| 7           | 72310 196 In-Service Training               | 0                            | 0                                     | 0                                      | 0                                       | 0 7   |
| 8           | 72310 201 Social Security                   | 1,402                        | 1,402                                 | 0                                      | 0                                       | 0 8   |
| 9           | 72310 204 State Retirement                  | 56                           | 56                                    | 0                                      | 0                                       | 0 9   |
| 10          | 72310 206 Life Insurance                    | 0                            | 0                                     | 0                                      | 0                                       | 0 10  |
| 11          | 72310 207 Medical Insurance                 | 40                           | 40                                    | 0                                      | 0                                       | 0 11  |
| 12          | 72310 208 Dental Insurance                  | 0                            | 0                                     | 0                                      | 0                                       | 0 12  |
| 13          | 72310 210 Unemployment Compensation         | 0                            | 0                                     | 0                                      | 0                                       | 0 13  |
| 14          | 72310 212 Employer Medicare                 | 328                          | 328                                   | 0                                      | 0                                       | 0 14  |
| 15          | 72310 299 Other Fringe Benefits             | 0                            | 0                                     | 0                                      | 0                                       | 0 15  |
| 16          | 72310 305 Audit Services                    | 7,800                        | 7,800                                 | 0                                      | 0                                       | 0 16  |
| 17          | 72310 320 Dues & Memberships                | 13,400                       | 13,400                                | 0                                      | 0                                       | 0 17  |
| 18          | 72310 331 Legal Services                    | 24,500                       | 24,500                                | 0                                      | 0                                       | 0 18  |
| 19          | 72310 355 Travel                            | 500                          | 500                                   | 0                                      | 0                                       | 0 19  |
| 20          | 72310 399 Other Contracted Services         | 0                            | 0                                     | 0                                      | 0                                       | 0 20  |
| 21          | 72310 457 In-Service/Staff Development      | 0                            | 0                                     | 0                                      | 0                                       | 0 21  |
| 22          | 72310 499 Other Supplies and Materials      | 0                            | 0                                     | 0                                      | 0                                       | 0 22  |
| 23          | 72310 505 Judgements                        | 0                            | 0                                     | 0                                      | 0                                       | 0 23  |
| 24          | 72310 506 Liability Insurance               | 20,000                       | 20,000                                | 0                                      | 0                                       | 0 24  |
| 25          | 72310 508 Premium on Corporate Surety Bonds | 0                            | 0                                     | 0                                      | 0                                       | 0 25  |
| 26          | 72310 510 Trustee Commissions               | 175,000                      | 175,000                               | 0                                      | 0                                       | 0 26  |
| 27          | 72310 513 Workmen's Compensation Insurance  | 140,000                      | 140,000                               | 0                                      | 0                                       | 0 27  |
| 28          | 72310 599 Other Charges                     | 39,000                       | 39,000                                | 0                                      | 0                                       | 0 28  |
| 29          |   |                              |                                       |  |   | 29  |
| 30          | 72310 TOTAL EXPEND. FOR BOARD OF EDUCATION  | 444,646                      | 444,646                               | 0                                      | 0                                       | 0 30  |
| 31          |   |                              |                                       |  |   | 31  |
| 32          |   |                              |                                       |  |   | 32  |
| 33          |   |                              |                                       |  |   | 33  |
| 34          |   |                              |                                       |  |   | 34  |
| 35          |   |                              |                                       |  |   | 35  |
| 36          |   |                              |                                       |  |   | 36  |
| 37          |   |                              |                                       |  |   | 37  |
| 38          |   |                              |                                       |  |   | 38  |
| 39          |   |                              |                                       |  |   | 39  |
| 40          |   |                              |                                       |  |   | 40  |

| ACCOUNT NO. | EXPENDITURES   | (1)<br>TOTAL<br>ALL<br>FUNDS | (2)<br>GENERAL<br>PURPOSE<br>FUND 141 | (3)<br>FEDERAL<br>PROJECTS<br>FUND 142 | (4)<br>FOOD SERVICE<br>FUND 143<br>FUND | (5)<br>EXTENDED DAY<br>PROGRAM FUND 146<br>FUND |    |
|-------------|--|------------------------------|---------------------------------------|--|---|---|----|
| 1           | SUPPORT SERVICES - 72000                                 |                              |                                       |  |   |   | 1  |
| 2           | GENERAL ADMINISTRATION (72300)                           |                              |                                       |  |   |   | 2  |
| 3           | OFFICE OF THE SUPERINTENDENT (72320)                     |                              |                                       |  |   |   | 3  |
| 4           |  |                              |                                       |  |   |   | 4  |
| 5           | 72320 101 County Official/Administrative Officer.....    | 83,498                       | 83,498                                | 0                                      | 0                                       | 0   | 5  |
| 6           | 72320 103 Assistant(s).....                              | 0                            | 0                                     | 0                                      | 0                                       | 0   | 6  |
| 7           | 72320 117 Career Ladder Program.....                     | 1,000                        | 1,000                                 | 0                                      | 0                                       | 0   | 7  |
| 8           | 72320 161 Secretary(s).....                              | 69,246                       | 69,246                                | 0                                      | 0                                       | 0   | 8  |
| 9           | 72320 162 Clerical Personnel.....                        | 0                            | 0                                     | 0                                      | 0                                       | 0   | 9  |
| 10          | 72320 189 Other Salaries & Wages.....                    | 0                            | 0                                     | 0                                      | 0                                       | 0   | 10 |
| 11          | 72320 196 In-Service Training.....                       | 0                            | 0                                     | 0                                      | 0                                       | 0   | 11 |
| 12          | 72320 201 Social Security.....                           | 9,532                        | 9,532                                 | 0                                      | 0                                       | 0   | 12 |
| 13          | 72320 204 State Retirement.....                          | 7,468                        | 7,468                                 | 0                                      | 0                                       | 0   | 13 |
| 14          | 72320 206 Life Insurance.....                            | 0                            | 0                                     | 0                                      | 0                                       | 0   | 14 |
| 15          | 72320 207 Medical Insurance.....                         | 4,000                        | 4,000                                 | 0                                      | 0                                       | 0   | 15 |
| 16          | 72320 208 Dental Insurance.....                          | 0                            | 0                                     | 0                                      | 0                                       | 0   | 16 |
| 17          | 72320 210 Unemployment Compensation.....                 | 0                            | 0                                     | 0                                      | 0                                       | 0   | 17 |
| 18          | 72320 212 Employer Medicare.....                         | 2,229                        | 2,229                                 | 0                                      | 0                                       | 0   | 18 |
| 19          | 72320 299 Other Fringe Benefits.....                     | 0                            | 0                                     | 0                                      | 0                                       | 0   | 19 |
| 20          | 72320 307 Communication.....                             | 65,500                       | 65,500                                | 0                                      | 0                                       | 0   | 20 |
| 21          | 72320 320 Dues & Memberships.....                        | 1,850                        | 1,850                                 | 0                                      | 0                                       | 0   | 21 |
| 22          | 72320 336 Maintenance & Repair Services - Equipment..... | 2,500                        | 2,500                                 | 0                                      | 0                                       | 0   | 22 |
| 23          | 72320 348 Postal Charges.....                            | 9,200                        | 9,200                                 | 0                                      | 0                                       | 0   | 23 |
| 24          | 72320 355 Travel.....                                    | 2,000                        | 2,000                                 | 0                                      | 0                                       | 0   | 24 |
| 25          | 72320 399 Other Contracted Services.....                 | 0                            | 0                                     | 0                                      | 0                                       | 0   | 25 |
| 26          | 72320 435 Office Supplies.....                           | 5,000                        | 5,000                                 | 0                                      | 0                                       | 0   | 26 |
| 27          | 72320 599 Other Charges.....                             | 13,000                       | 13,000                                | 0                                      | 0                                       | 0   | 27 |
| 28          | 72320 701 Administration Equipment.....                  | 5,000                        | 5,000                                 | 0                                      | 0                                       | 0   | 28 |
| 29          |  |                              |                                       |  |   |   | 29 |
| 30          | 72320 TOTAL EXP. FOR OFFICE OF THE SUPERINTENDENT        | 281,023                      | 281,023                               | 0                                      | 0                                       | 0   | 30 |
| 31          |  |                              |                                       |  |   |   | 31 |
| 32          |  |                              |                                       |  |   |   | 32 |
| 33          |  |                              |                                       |  |   |   | 33 |
| 34          |  |                              |                                       |  |   |   | 34 |
| 35          |  |                              |                                       |  |   |   | 35 |
| 36          |  |                              |                                       |  |   |   | 36 |
| 37          |  |                              |                                       |  |   |   | 37 |
| 38          |  |                              |                                       |  |   |   | 38 |
| 39          |  |                              |                                       |  |   |   | 39 |
| 40          |  |                              |                                       |  |   |   | 40 |

| ACCOUNT NO. | EXPENDITURES  | (1)<br>TOTAL ALL FUNDS | (2)<br>GENERAL PURPOSE FUND 141 | (3)<br>FEDERAL PROJECTS FUND 142 | (4)<br>FOOD SERVICE FUND 143 | (5)<br>EXTENDED DAY PROGRAM FUND 146 |    |
|-------------|---|------------------------|---------------------------------|----------------------------------|------------------------------|--------------------------------------|----|
| 1           | SUPPORT SERVICES - 72000                            |                        |                                 |                                  |                              |                                      | 1  |
| 2           | SCHOOL ADMINISTRATION (72400)                       |                        |                                 |                                  |                              |                                      | 2  |
| 3           | OFFICE OF THE PRINCIPAL (72410)                     |                        |                                 |                                  |                              |                                      | 3  |
| 4           |   |                        |                                 |                                  |                              |                                      | 4  |
| 5           | 72410 104 Principal(s)                              | 524,428                | 524,428                         | 0                                | 0                            | 0                                    | 5  |
| 6           | 72410 117 Career Ladder Program                     | 36,000                 | 36,000                          | 0                                | 0                            | 0                                    | 6  |
| 7           | 72410 119 Accountants/Bookkeepers                   | 0                      | 0                               | 0                                | 0                            | 0                                    | 7  |
| 8           | 72410 127 Career Ladder Extended Contracts          | 33,000                 | 33,000                          | 0                                | 0                            | 0                                    | 8  |
| 9           | 72410 139 Assistant Principal(s)                    | 299,827                | 299,827                         | 0                                | 0                            | 0                                    | 9  |
| 10          | 72410 161 Secretary(s)                              | 344,355                | 344,355                         | 0                                | 0                            | 0                                    | 10 |
| 11          | 72410 162 Clerical Personnel                        | 0                      | 0                               | 0                                | 0                            | 0                                    | 11 |
| 12          | 72410 189 Other Salaries & Wages                    | 0                      | 0                               | 0                                | 0                            | 0                                    | 12 |
| 13          | 72410 196 In-Service Training                       | 0                      | 0                               | 0                                | 0                            | 0                                    | 13 |
| 14          | 72410 201 Social Security                           | 76,732                 | 76,732                          | 0                                | 0                            | 0                                    | 14 |
| 15          | 72410 204 State Retirement                          | 63,014                 | 63,014                          | 0                                | 0                            | 0                                    | 15 |
| 16          | 72410 206 Life Insurance                            | 0                      | 0                               | 0                                | 0                            | 0                                    | 16 |
| 17          | 72410 207 Medical Insurance                         | 75,000                 | 75,000                          | 0                                | 0                            | 0                                    | 17 |
| 18          | 72410 208 Dental Insurance                          | 0                      | 0                               | 0                                | 0                            | 0                                    | 18 |
| 19          | 72410 210 Unemployment Compensation                 | 0                      | 0                               | 0                                | 0                            | 0                                    | 19 |
| 20          | 72410 212 Employer Medicare                         | 17,945                 | 17,945                          | 0                                | 0                            | 0                                    | 20 |
| 21          | 72410 299 Other Fringe Benefits                     | 0                      | 0                               | 0                                | 0                            | 0                                    | 21 |
| 22          | 72410 307 Communication                             | 0                      | 0                               | 0                                | 0                            | 0                                    | 22 |
| 23          | 72410 320 Dues & Memberships                        | 0                      | 0                               | 0                                | 0                            | 0                                    | 23 |
| 24          | 72410 336 Maintenance & Repair Services - Equipment | 0                      | 0                               | 0                                | 0                            | 0                                    | 24 |
| 25          | 72410 348 Postal Charges                            | 0                      | 0                               | 0                                | 0                            | 0                                    | 25 |
| 26          | 72410 355 Travel                                    | 0                      | 0                               | 0                                | 0                            | 0                                    | 26 |
| 27          | 72410 399 Other Contracted Services                 | 1,700                  | 1,700                           | 0                                | 0                            | 0                                    | 27 |
| 28          | 72410 435 Office Supplies                           | 0                      | 0                               | 0                                | 0                            | 0                                    | 28 |
| 29          | 72410 457 In-Service/Staff Development              | 0                      | 0                               | 0                                | 0                            | 0                                    | 29 |
| 30          | 72410 499 Other Supplies & Materials                | 0                      | 0                               | 0                                | 0                            | 0                                    | 30 |
| 31          | 72410 599 Other Charges                             | 2,000                  | 2,000                           | 0                                | 0                            | 0                                    | 31 |
| 32          | 72410 701 Administration Equipment                  | 10,000                 | 10,000                          | 0                                | 0                            | 0                                    | 32 |
| 33          |   |                        |                                 |                                  |                              |                                      | 33 |
| 34          | 72410 TOTAL EXPENDITURES FOR OFFICE OF PRINCIPAL    | 1,484,001              | 1,484,001                       | 0                                | 0                            | 0                                    | 34 |
| 35          |   |                        |                                 |                                  |                              |                                      | 35 |
| 36          |   |                        |                                 |                                  |                              |                                      | 36 |
| 37          |   |                        |                                 |                                  |                              |                                      | 37 |
| 38          |   |                        |                                 |                                  |                              |                                      | 38 |
| 39          |   |                        |                                 |                                  |                              |                                      | 39 |
| 40          |   |                        |                                 |                                  |                              |                                      | 40 |

| ACCOUNT NO. | EXPENDITURES  | (1)<br>TOTAL<br>ALL<br>FUNDS | (2)<br>GENERAL<br>PURPOSE<br>FUND 141 | (3)<br>FEDERAL<br>PROJECTS<br>FUND 142 | (4)<br>FOOD SERVICE<br>FUND 143<br>FUND | (5)<br>EXTENDED DAY<br>PROGRAM FUND 146<br>FUND |
|-------------|---|------------------------------|---------------------------------------|--|---|---|
| 1           | SUPPORT SERVICES - 72000                            |                              |                                       |  |   | 1   |
| 2           | BUSINESS ADMINISTRATION (72500)                     |                              |                                       |  |   | 2   |
| 3           | FISCAL SERVICES (72510)                             |                              |                                       |  |   | 3   |
| 4           |   |                              |                                       |  |   | 4   |
| 5           | 72510 105 Supervisor/Director                       | 36,000                       | 36,000                                | 0                                      | 0                                       | 0 5   |
| 6           | 72510 113 Internal Audit Personnel                  | 0                            | 0                                     | 0                                      | 0                                       | 0 6   |
| 7           | 72510 119 Accountants/Bookkeepers                   | 114,274                      | 114,274                               | 0                                      | 0                                       | 0 7   |
| 8           | 72510 122 Purchasing Personnel                      | 0                            | 0                                     | 0                                      | 0                                       | 0 8   |
| 9           | 72510 161 Secretary(s)                              | 0                            | 0                                     | 0                                      | 0                                       | 0 9   |
| 10          | 72510 162 Clerical Personnel                        | 0                            | 0                                     | 0                                      | 0                                       | 0 10  |
| 11          | 72510 189 Other Salaries & Wages                    | 0                            | 0                                     | 0                                      | 0                                       | 0 11  |
| 12          | 72510 196 In-Service Training                       | 0                            | 0                                     | 0                                      | 0                                       | 0 12  |
| 13          | 72510 201 Social Security                           | 9,317                        | 9,317                                 | 0                                      | 0                                       | 0 13  |
| 14          | 72510 204 State Retirement                          | 6,176                        | 6,176                                 | 0                                      | 0                                       | 0 14  |
| 15          | 72510 206 Life Insurance                            | 0                            | 0                                     | 0                                      | 0                                       | 0 15  |
| 16          | 72510 207 Medical Insurance                         | 8,830                        | 8,830                                 | 0                                      | 0                                       | 0 16  |
| 17          | 72510 208 Dental Insurance                          | 0                            | 0                                     | 0                                      | 0                                       | 0 17  |
| 18          | 72510 210 Unemployment Compensation                 | 0                            | 0                                     | 0                                      | 0                                       | 0 18  |
| 19          | 72510 212 Employer Medicare                         | 2,179                        | 2,179                                 | 0                                      | 0                                       | 0 19  |
| 20          | 72510 299 Other Fringe Benefits                     | 0                            | 0                                     | 0                                      | 0                                       | 0 20  |
| 21          | 72510 317 Data Processing Services                  | 3,500                        | 3,500                                 | 0                                      | 0                                       | 0 21  |
| 22          | 72510 320 Dues & Memberships                        | 0                            | 0                                     | 0                                      | 0                                       | 0 22  |
| 23          | 72510 336 Maintenance & Repair Services - Equipment | 2,000                        | 2,000                                 | 0                                      | 0                                       | 0 23  |
| 24          | 72510 355 Travel                                    | 1,000                        | 1,000                                 | 0                                      | 0                                       | 0 24  |
| 25          | 72510 399 Other Contracted Services                 | 0                            | 0                                     | 0                                      | 0                                       | 0 25  |
| 26          | 72510 411 Data Processing Supplies                  | 4,000                        | 4,000                                 | 0                                      | 0                                       | 0 26  |
| 27          | 72510 435 Office Supplies                           | 0                            | 0                                     | 0                                      | 0                                       | 0 27  |
| 28          | 72510 499 Other Supplies & Materials                | 0                            | 0                                     | 0                                      | 0                                       | 0 28  |
| 29          | 72510 599 Other Charges                             | 0                            | 0                                     | 0                                      | 0                                       | 0 29  |
| 30          | 72510 701 Administration Equipment                  | 2,000                        | 2,000                                 | 0                                      | 0                                       | 0 30  |
| 31          |   |                              |                                       |  |   | 31  |
| 32          | 72510 TOTAL EXPENDITURES FOR FISCAL SERVICES        | 189,276                      | 189,276                               | 0                                      | 0                                       | 0 32  |
| 33          |   |                              |                                       |  |   | 33  |
| 34          |   |                              |                                       |  |   | 34  |
| 35          |   |                              |                                       |  |   | 35  |
| 36          |   |                              |                                       |  |   | 36  |
| 37          |   |                              |                                       |  |   | 37  |
| 38          |   |                              |                                       |  |   | 38  |
| 39          |   |                              |                                       |  |   | 39  |
| 40          |   |                              |                                       |  |   | 40  |

| ACCOUNT NO. | EXPENDITURES  | (1)<br>TOTAL<br>ALL<br>FUNDS | (2)<br>GENERAL<br>PURPOSE<br>FUND 141 | (3)<br>FEDERAL<br>PROJECTS<br>FUND 142 | (4)<br>FOOD SERVICE<br>FUND 143<br>FUND | (5)<br>EXTENDED DAY<br>PROGRAM FUND 146<br>FUND |    |
|-------------|---|------------------------------|---------------------------------------|--|---|---|----|
| 1           | SUPPORT SERVICES - 72000                            |                              |                                       |  |   |   | 1  |
| 2           | OPERATION & MAINTENANCE OF PLANT (72600)            |                              |                                       |  |   |   | 2  |
| 3           | OPERATION OF PLANT (72610)                          |                              |                                       |  |   |   | 3  |
| 4           |   |                              |                                       |  |   |   | 4  |
| 5           | 72610 105 Supervisor/Director                       | 0                            | 0                                     | 0                                      | 0                                       | 0   | 5  |
| 6           | 72610 160 Guards                                    | 0                            | 0                                     | 0                                      | 0                                       | 0   | 6  |
| 7           | 72610 161 Secretary(s)                              | 0                            | 0                                     | 0                                      | 0                                       | 0   | 7  |
| 8           | 72610 166 Custodial Personnel                       | 579,930                      | 579,930                               | 0                                      | 0                                       | 0   | 8  |
| 9           | 72610 189 Other Salaries & Wages                    | 104,473                      | 104,473                               | 0                                      | 0                                       | 0   | 9  |
| 10          | 72610 201 Social Security                           | 42,433                       | 42,433                                | 0                                      | 0                                       | 0   | 10 |
| 11          | 72610 204 State Retirement                          | 28,129                       | 28,129                                | 0                                      | 0                                       | 0   | 11 |
| 12          | 72610 206 Life Insurance                            | 0                            | 0                                     | 0                                      | 0                                       | 0   | 12 |
| 13          | 72610 207 Medical Insurance                         | 36,000                       | 36,000                                | 0                                      | 0                                       | 0   | 13 |
| 14          | 72610 208 Dental Insurance                          | 0                            | 0                                     | 0                                      | 0                                       | 0   | 14 |
| 15          | 72610 210 Unemployment Compensation                 | 1,000                        | 1,000                                 | 0                                      | 0                                       | 0   | 15 |
| 16          | 72610 212 Employer Medicare                         | 9,924                        | 9,924                                 | 0                                      | 0                                       | 0   | 16 |
| 17          | 72610 299 Other Fringe Benefits                     | 0                            | 0                                     | 0                                      | 0                                       | 0   | 17 |
| 18          | 72610 328 Janitorial Services                       | 0                            | 0                                     | 0                                      | 0                                       | 0   | 18 |
| 19          | 72610 329 Laundry Service                           | 0                            | 0                                     | 0                                      | 0                                       | 0   | 19 |
| 20          | 72610 336 Maintenance & Repair Services - Equipment | 0                            | 0                                     | 0                                      | 0                                       | 0   | 20 |
| 21          | 72610 351 Rentals                                   | 0                            | 0                                     | 0                                      | 0                                       | 0   | 21 |
| 22          | 72610 355 Travel                                    | 0                            | 0                                     | 0                                      | 0                                       | 0   | 22 |
| 23          | 72610 359 Disposal Fees                             | 0                            | 0                                     | 0                                      | 0                                       | 0   | 23 |
| 24          | 72610 399 Other Contracted Services                 | 35,000                       | 35,000                                | 0                                      | 0                                       | 0   | 24 |
| 25          | 72610 407 Coal                                      | 0                            | 0                                     | 0                                      | 0                                       | 0   | 25 |
| 26          | 72610 410 Custodial Supplies                        | 75,000                       | 75,000                                | 0                                      | 0                                       | 0   | 26 |
| 27          | 72610 415 Electricity                               | 1,040,000                    | 1,040,000                             | 0                                      | 0                                       | 0   | 27 |
| 28          | 72610 423 Fuel Oil                                  | 0                            | 0                                     | 0                                      | 0                                       | 0   | 28 |
| 29          | 72610 434 Natural Gas                               | 205,000                      | 205,000                               | 0                                      | 0                                       | 0   | 29 |
| 30          | 72610 454 Water & Sewer                             | 120,000                      | 120,000                               | 0                                      | 0                                       | 0   | 30 |
| 31          | 72610 499 Other Supplies & Materials                | 0                            | 0                                     | 0                                      | 0                                       | 0   | 31 |
| 32          | 72610 501 Boiler Insurance                          | 0                            | 0                                     | 0                                      | 0                                       | 0   | 32 |
| 33          | 72610 502 Building & Content Insurance              | 40,000                       | 40,000                                | 0                                      | 0                                       | 0   | 33 |
| 34          | 72610 599 Other Charges                             | 0                            | 0                                     | 0                                      | 0                                       | 0   | 34 |
| 35          | 72610 720 Plant Operation Equipment                 | 35,000                       | 35,000                                | 0                                      | 0                                       | 0   | 35 |
| 36          |   |                              |                                       |  |   |   | 36 |
| 37          | 72610 TOTAL EXPENDITURES FOR OPERATION OF PLANT     | 2,351,889                    | 2,351,889                             | 0                                      | 0                                       | 0   | 37 |
| 38          |   |                              |                                       |  |   |   | 38 |
| 39          |   |                              |                                       |  |   |   | 39 |
| 40          |   |                              |                                       |  |   |   | 40 |

|    | EXPENDITURES  | (1)<br>TOTAL<br>ALL<br>FUNDS | (2)<br>GENERAL<br>PURPOSE<br>FUND 141 | (3)<br>FEDERAL<br>PROJECTS<br>FUND 142 | (4)<br>FOOD SERVICE<br>FUND 143<br>FUND | (5)<br>EXTENDED DAY<br>PROGRAM FUND 146<br>FUND |    |
|----|---|------------------------------|---------------------------------------|--|---|---|----|
| 1  | SUPPORT SERVICES - 72000                            |                              |                                       |  |   |   | 1  |
| 2  | OPERATION & MAINTENANCE OF PLANT (72600)            |                              |                                       |  |   |   | 2  |
| 3  | MAINTENANCE OF PLANT (72620)                        |                              |                                       |  |   |   | 3  |
| 4  |   |                              |                                       |  |   |   | 4  |
| 5  | 72620 105 Supervisor/Director                       | 31,105                       | 31,105                                | 0                                      | 0                                       | 0   | 5  |
| 6  | 72620 161 Secretary(s)                              | 0                            | 0                                     | 0                                      | 0                                       | 0   | 6  |
| 7  | 72620 167 Maintenance Personnel                     | 0                            | 0                                     | 0                                      | 0                                       | 0   | 7  |
| 8  | 72620 189 Other Salaries & Wages                    | 143,697                      | 143,697                               | 0                                      | 0                                       | 0   | 8  |
| 9  | 72620 201 Social Security                           | 10,804                       | 10,804                                | 0                                      | 0                                       | 0   | 9  |
| 10 | 72620 204 State Retirement                          | 7,162                        | 7,162                                 | 0                                      | 0                                       | 0   | 10 |
| 11 | 72620 206 Life Insurance                            | 0                            | 0                                     | 0                                      | 0                                       | 0   | 11 |
| 12 | 72620 207 Medical Insurance                         | 11,000                       | 11,000                                | 0                                      | 0                                       | 0   | 12 |
| 13 | 72620 208 Dental Insurance                          | 0                            | 0                                     | 0                                      | 0                                       | 0   | 13 |
| 14 | 72620 210 Unemployment Compensation                 | 0                            | 0                                     | 0                                      | 0                                       | 0   | 14 |
| 15 | 72620 212 Employer Medicare                         | 2,527                        | 2,527                                 | 0                                      | 0                                       | 0   | 15 |
| 16 | 72620 299 Other Fringe Benefits                     | 0                            | 0                                     | 0                                      | 0                                       | 0   | 16 |
| 17 | 72620 307 Communication                             | 0                            | 0                                     | 0                                      | 0                                       | 0   | 17 |
| 18 | 72620 329 Laundry Service                           | 3,000                        | 3,000                                 | 0                                      | 0                                       | 0   | 18 |
| 19 | 72620 335 Maintenance & Repair Services - Building  | 120,000                      | 120,000                               | 0                                      | 0                                       | 0   | 19 |
| 20 | 72620 336 Maintenance & Repair Services - Equipment | 75,000                       | 75,000                                | 0                                      | 0                                       | 0   | 20 |
| 21 | 72620 338 Maintenance & Repair Services - Vehicles  | 0                            | 0                                     | 0                                      | 0                                       | 0   | 21 |
| 22 | 72620 355 Travel                                    | 0                            | 0                                     | 0                                      | 0                                       | 0   | 22 |
| 23 | 72620 399 Other Contracted Services                 | 99,500                       | 99,500                                | 0                                      | 0                                       | 0   | 23 |
| 24 | 72620 418 Equipment & Machinery Parts               | 0                            | 0                                     | 0                                      | 0                                       | 0   | 24 |
| 25 | 72620 426 General Construction Materials            | 0                            | 0                                     | 0                                      | 0                                       | 0   | 25 |
| 26 | 72620 499 Other Supplies & Materials                | 65,000                       | 65,000                                | 0                                      | 0                                       | 0   | 26 |
| 27 | 72620 599 Other Charges                             | 3,500                        | 3,500                                 | 0                                      | 0                                       | 0   | 27 |
| 28 | 72620 717 Maintenance Equipment                     | 5,000                        | 5,000                                 | 0                                      | 0                                       | 0   | 28 |
| 29 |   |                              |                                       |  |   |   | 29 |
| 30 | 72620 TOTAL EXPEND. FOR MAINTENANCE OF PLANT        | 577,295                      | 577,295                               | 0                                      | 0                                       | 0   | 30 |
| 31 |   |                              |                                       |  |   |   | 31 |
| 32 |   |                              |                                       |  |   |   | 32 |
| 33 |   |                              |                                       |  |   |   | 33 |
| 34 |   |                              |                                       |  |   |   | 34 |
| 35 |   |                              |                                       |  |   |   | 35 |
| 36 |   |                              |                                       |  |   |   | 36 |
| 37 |   |                              |                                       |  |   |   | 37 |
| 38 |   |                              |                                       |  |   |   | 38 |
| 39 |   |                              |                                       |  |   |   | 39 |
| 40 |   |                              |                                       |  |   |   | 40 |

| ACCOUNT NO. | EXPENDITURES                                    | (1)<br>TOTAL<br>ALL<br>FUNDS | (2)<br>GENERAL<br>PURPOSE<br>FUND 141 | (3)<br>FEDERAL<br>PROJECTS<br>FUND 142 | (4)<br>FOOD SERVICE<br>FUND 143<br>FUND | (5)<br>EXTENDED DAY<br>PROGRAM FUND 146<br>FUND |    |
|-------------|---|------------------------------|---------------------------------------|--|---|---|----|
| 1           | SUPPORT SERVICES - 72000                        |                              |                                       |  |   |   | 1  |
| 2           | STUDENT TRANSPORTATION (72700)                  |                              |                                       |  |   |   | 2  |
| 3           | TRANSPORTATION (72710)                          |                              |                                       |  |   |   | 3  |
| 4           |   |                              |                                       |  |   |   | 4  |
| 5           | 72710 105 Supervisor/Director                   | 43,492                       | 43,492                                | 0                                      | 0                                       | 0   | 5  |
| 6           | 72710 142 Mechanic(s)                           | 137,672                      | 137,672                               | 0                                      | 0                                       | 0   | 6  |
| 7           | 72710 146 Bus Drivers                           | 690,441                      | 690,441                               | 0                                      | 0                                       | 0   | 7  |
| 8           | 72710 162 Clerical Personnel                    | 18,926                       | 18,926                                | 0                                      | 0                                       | 0   | 8  |
| 9           | 72710 189 Other Salaries & Wages                | 0                            | 0                                     | 0                                      | 0                                       | 0   | 9  |
| 10          | 72710 196 In-Service Training                   | 0                            | 0                                     | 0                                      | 0                                       | 0   | 10 |
| 11          | 72710 201 Social Security                       | 55,213                       | 55,213                                | 0                                      | 0                                       | 0   | 11 |
| 12          | 72710 204 State Retirement                      | 37,192                       | 37,192                                | 0                                      | 0                                       | 0   | 12 |
| 13          | 72710 206 Life Insurance                        | 0                            | 0                                     | 0                                      | 0                                       | 0   | 13 |
| 14          | 72710 207 Medical Insurance                     | 85,000                       | 85,000                                | 0                                      | 0                                       | 0   | 14 |
| 15          | 72710 208 Dental Insurance                      | 0                            | 0                                     | 0                                      | 0                                       | 0   | 15 |
| 16          | 72710 210 Unemployment Compensation             | 2,000                        | 2,000                                 | 0                                      | 0                                       | 0   | 16 |
| 17          | 72710 212 Employer Medicare                     | 12,913                       | 12,913                                | 0                                      | 0                                       | 0   | 17 |
| 18          | 72710 299 Other Fringe Benefits                 | 0                            | 0                                     | 0                                      | 0                                       | 0   | 18 |
| 19          | 72710 307 Communication                         | 500                          | 500                                   | 0                                      | 0                                       | 0   | 19 |
| 20          | 72710 311 Contracts with Other School Systems   | 0                            | 0                                     | 0                                      | 0                                       | 0   | 20 |
| 21          | 72710 312 Contracts with Private Agencies       | 0                            | 0                                     | 0                                      | 0                                       | 0   | 21 |
| 22          | 72710 313 Contracts with Parents                | 2,000                        | 2,000                                 | 0                                      | 0                                       | 0   | 22 |
| 23          | 72710 314 Contracts with Public Carriers        | 0                            | 0                                     | 0                                      | 0                                       | 0   | 23 |
| 24          | 72710 315 Contracts with Vehicle Owners         | 0                            | 0                                     | 0                                      | 0                                       | 0   | 24 |
| 25          | 72710 329 Laundry Service                       | 3,000                        | 3,000                                 | 0                                      | 0                                       | 0   | 25 |
| 26          | 72710 338 Maintenance & Repair Service-Vehicles | 0                            | 0                                     | 0                                      | 0                                       | 0   | 26 |
| 27          | 72710 340 Medical and Dental Services           | 5,500                        | 5,500                                 | 0                                      | 0                                       | 0   | 27 |
| 28          | 72710 351 Rentals                               | 0                            | 0                                     | 0                                      | 0                                       | 0   | 28 |
| 29          | 72710 355 Travel                                | 3,500                        | 3,500                                 | 0                                      | 0                                       | 0   | 29 |
| 30          | 72710 399 Other Contracted Services             | 0                            | 0                                     | 0                                      | 0                                       | 0   | 30 |
| 31          | 72710 412 Diesel Fuel                           | 65,000                       | 65,000                                | 0                                      | 0                                       | 0   | 31 |
| 32          | 72710 418 Equipment & Machinery Parts           | 0                            | 0                                     | 0                                      | 0                                       | 0   | 32 |
| 33          | 72710 424 Garage Supplies                       | 0                            | 0                                     | 0                                      | 0                                       | 0   | 33 |
| 34          | 72710 425 Gasoline                              | 20,000                       | 20,000                                | 0                                      | 0                                       | 0   | 34 |
| 35          | 72710 433 Lubricants                            | 5,000                        | 5,000                                 | 0                                      | 0                                       | 0   | 35 |
| 36          | 72710 450 Tires & Tubes                         | 23,000                       | 23,000                                | 0                                      | 0                                       | 0   | 36 |
| 37          | 72710 453 Vehicle Parts                         | 75,000                       | 75,000                                | 0                                      | 0                                       | 0   | 37 |
| 38          | 72710 499 Other Supplies & Materials            | 0                            | 0                                     | 0                                      | 0                                       | 0   | 38 |
| 39          | 72710 511 Vehicle & Equipment Insurance         | 37,000                       | 37,000                                | 0                                      | 0                                       | 0   | 39 |
| 40          | 72710 599 Other Charges                         | 11,500                       | 11,500                                | 0                                      | 0                                       | 0   | 40 |
| 41          | 72710 729 Transportation Equipment              | 449,000                      | 449,000                               | 0                                      | 0                                       | 0   | 41 |
| 42          |   |                              |                                       |  |   |   | 42 |
| 43          | 72710 TOTAL EXPENDITURES FOR TRANSPORTATION     | 1,782,849                    | 1,782,849                             | 0                                      | 0                                       | 0   | 43 |



| ACCOUNT NO. | EXPENDITURES                                     | (1)<br>TOTAL<br>ALL<br>FUNDS | (2)<br>GENERAL<br>PURPOSE<br>FUND 141 | (3)<br>FEDERAL<br>PROJECTS<br>FUND 142 | (4)<br>FOOD SERVICE<br>FUND 143<br>FUND | (5)<br>EXTENDED DAY<br>PROGRAM FUND 146<br>FUND |    |
|-------------|--|------------------------------|---------------------------------------|--|---|---|----|
| 1           | SUPPORT SERVICES - 72000                         |                              |                                       |  |   |   | 1  |
| 2           | OTHER SUPPORT SERVICES (72800)                   |                              |                                       |  |   |   | 2  |
| 3           | CENTRAL AND OTHER (72810)                        |                              |                                       |  |   |   | 3  |
| 4           |  |                              |                                       |  |   |   | 4  |
| 5           | 72810 105 Supervisor/Director                    | 0                            | 0                                     | 0                                      | 0                                       | 0   | 5  |
| 6           | 72810 120 Computer Programmer                    | 0                            | 0                                     | 0                                      | 0                                       | 0   | 6  |
| 7           | 72810 121 Data Processing Personnel              | 0                            | 0                                     | 0                                      | 0                                       | 0   | 7  |
| 8           | 72810 162 Clerical Personnel                     | 0                            | 0                                     | 0                                      | 0                                       | 0   | 8  |
| 9           | 72810 189 Other Salaries & Wages                 | 0                            | 0                                     | 0                                      | 0                                       | 0   | 9  |
| 10          | 72810 201 Social Security                        | 0                            | 0                                     | 0                                      | 0                                       | 0   | 10 |
| 11          | 72810 204 State Retirement                       | 0                            | 0                                     | 0                                      | 0                                       | 0   | 11 |
| 12          | 72810 206 Life Insurance                         | 0                            | 0                                     | 0                                      | 0                                       | 0   | 12 |
| 13          | 72810 207 Medical Insurance                      | 0                            | 0                                     | 0                                      | 0                                       | 0   | 13 |
| 14          | 72810 208 Dental Insurance                       | 0                            | 0                                     | 0                                      | 0                                       | 0   | 14 |
| 15          | 72810 210 Unemployment Compensation              | 0                            | 0                                     | 0                                      | 0                                       | 0   | 15 |
| 16          | 72810 212 Employer Medicare                      | 0                            | 0                                     | 0                                      | 0                                       | 0   | 16 |
| 17          | 72810 299 Other Fringe Benefits                  | 0                            | 0                                     | 0                                      | 0                                       | 0   | 17 |
| 18          | 72810 308 Consultants                            | 0                            | 0                                     | 0                                      | 0                                       | 0   | 18 |
| 19          | 72810 317 Data Processing Services               | 0                            | 0                                     | 0                                      | 0                                       | 0   | 19 |
| 20          | 72810 330 Operating Lease Payments               | 0                            | 0                                     | 0                                      | 0                                       | 0   | 20 |
| 21          | 72810 336 Maintenance & Repair Service Equipment | 0                            | 0                                     | 0                                      | 0                                       | 0   | 21 |
| 22          | 72810 355 Travel                                 | 0                            | 0                                     | 0                                      | 0                                       | 0   | 22 |
| 23          | 72810 399 Other Contracted Services              | 22,580                       | 22,580                                | 0                                      | 0                                       | 0   | 23 |
| 24          | 72810 411 Data Processing Supplies               | 0                            | 0                                     | 0                                      | 0                                       | 0   | 24 |
| 25          | 72810 435 Office Supplies                        | 0                            | 0                                     | 0                                      | 0                                       | 0   | 25 |
| 26          | 72810 457 In Service/Staff Development           | 0                            | 0                                     | 0                                      | 0                                       | 0   | 26 |
| 27          | 72810 499 Other Supplies & Materials             | 0                            | 0                                     | 0                                      | 0                                       | 0   | 27 |
| 28          | 72810 599 Other Charges                          | 0                            | 0                                     | 0                                      | 0                                       | 0   | 28 |
| 29          | 72810 709 Data Processing Equipment              | 0                            | 0                                     | 0                                      | 0                                       | 0   | 29 |
| 30          |  |                              |                                       |  |   |   | 30 |
| 31          | 72810 TOT EXP OTHER SUPPORT SERV CENTRAL-OTHER   | 22,580                       | 22,580                                | 0                                      | 0                                       | 0   | 31 |
| 32          |  |                              |                                       |  |   |   | 32 |
| 33          | 72000 TOTAL EXPENDITURES FOR SUPPORT SERVICES    | 9,271,488                    | 9,271,488                             | 0                                      | 0                                       | 0   | 33 |
| 34          |  |                              |                                       |  |   |   | 34 |
| 35          |  |                              |                                       |  |   |   | 35 |
| 36          |  |                              |                                       |  |   |   | 36 |
| 37          |  |                              |                                       |  |   |   | 37 |
| 38          |  |                              |                                       |  |   |   | 38 |
| 39          |  |                              |                                       |  |   |   | 39 |
| 40          |  |                              |                                       |  |   |   | 40 |

| ACCOUNT NO. | EXPENDITURES                                     | (1)<br>TOTAL<br>ALL<br>FUNDS | (2)<br>GENERAL<br>PURPOSE<br>FUND 141 | (3)<br>FEDERAL<br>PROJECTS<br>FUND 142 | (4)<br>FOOD SERVICE<br>FUND 143<br>FUND | (5)<br>EXTENDED DAY<br>PROGRAM FUND 146<br>FUND |
|-------------|--|------------------------------|---------------------------------------|--|---|---|
| 1           | OPERATION OF NON-INSTRUCTIONAL SERV. (73000)     |                              |                                       |  |   | 1   |
| 2           | FOOD SERVICE (73100)                             |                              |                                       |  |   | 2   |
| 3           |  |                              |                                       |  |   | 3   |
| 4           | 73100 105 Supervisor/Director                    | 38,748                       | 0                                     | 0                                      | 38,748                                  | 0 4   |
| 5           | 73100 117 Career Ladder Program                  | 1,000                        | 1,000                                 | 0                                      | 0                                       | 0 5   |
| 6           | 73100 119 Accountants/Bookkeepers                | 27,866                       | 0                                     | 0                                      | 27,866                                  | 0 6   |
| 7           | 73100 162 Clerical Personnel                     | 17,554                       | 0                                     | 0                                      | 17,554                                  | 0 7   |
| 8           | 73100 165 Cafeteria Personnel                    | 1,018,950                    | 0                                     | 0                                      | 1,018,950                               | 0 8   |
| 9           | 73100 189 Other Salaries & Wages                 | 0                            | 0                                     | 0                                      | 0                                       | 0 9   |
| 10          | 73100 196 In-Service Training                    | 0                            | 0                                     | 0                                      | 0                                       | 0 10  |
| 11          | 73100 201 Social Security                        | 67,337                       | 62                                    | 0                                      | 67,275                                  | 0 11  |
| 12          | 73100 204 State Retirement                       | 36,055                       | 55                                    | 0                                      | 36,000                                  | 0 12  |
| 13          | 73100 206 Life Insurance                         | 0                            | 0                                     | 0                                      | 0                                       | 0 13  |
| 14          | 73100 207 Medical Insurance                      | 35,000                       | 35,000                                | 0                                      | 0                                       | 0 14  |
| 15          | 73100 208 Dental Insurance                       | 0                            | 0                                     | 0                                      | 0                                       | 0 15  |
| 16          | 73100 210 Unemployment Compensation              | 500                          | 0                                     | 0                                      | 500                                     | 0 16  |
| 17          | 73100 212 Employer Medicare                      | 15,749                       | 15                                    | 0                                      | 15,734                                  | 0 17  |
| 18          | 73100 299 Other Fringe Benefits                  | 0                            | 0                                     | 0                                      | 0                                       | 0 18  |
| 19          | 73100 307 Communication                          | 0                            | 0                                     | 0                                      | 0                                       | 0 19  |
| 20          | 73100 336 Maintenance & Repair Service Equipment | 45,000                       | 0                                     | 0                                      | 45,000                                  | 0 20  |
| 21          | 73100 342 Payments to Schools-Breakfast          | 0                            | 0                                     | 0                                      | 0                                       | 0 21  |
| 22          | 73100 343 Payments to Schools-Lunch              | 0                            | 0                                     | 0                                      | 0                                       | 0 22  |
| 23          | 73100 344 Payments to Schools-Other              | 0                            | 0                                     | 0                                      | 0                                       | 0 23  |
| 24          | 73100 345 Payments to Schools-Other USDA         | 0                            | 0                                     | 0                                      | 0                                       | 0 24  |
| 25          | 73100 354 Transportation - Other Than Students   | 11,500                       | 0                                     | 0                                      | 11,500                                  | 0 25  |
| 26          | 73100 355 Travel                                 | 7,000                        | 0                                     | 0                                      | 7,000                                   | 0 26  |
| 27          | 73100 399 Other Contracted Services              | 60,000                       | 0                                     | 0                                      | 60,000                                  | 0 27  |
| 28          | 73100 421 Food Preparation Supplies              | 10,000                       | 0                                     | 0                                      | 10,000                                  | 0 28  |
| 29          | 73100 422 Food Supplies                          | 1,130,000                    | 0                                     | 0                                      | 1,130,000                               | 0 29  |
| 30          | 73100 435 Office Supplies                        | 6,000                        | 0                                     | 0                                      | 6,000                                   | 0 30  |
| 31          | 73100 451 Uniforms                               | 0                            | 0                                     | 0                                      | 0                                       | 0 31  |
| 32          | 73100 452 Utilities                              | 8,000                        | 0                                     | 0                                      | 8,000                                   | 0 32  |
| 33          | 73100 457 In-Service/Staff Development           | 7,000                        | 0                                     | 0                                      | 7,000                                   | 0 33  |
| 34          | 73100 499 Other Supplies & Materials             | 120,000                      | 0                                     | 0                                      | 120,000                                 | 0 34  |
| 35          | 73100 599 Other Charges                          | 5,000                        | 0                                     | 0                                      | 5,000                                   | 0 35  |
| 36          | 73100 710 Food Service Equipment                 | 65,000                       | 0                                     | 0                                      | 65,000                                  | 0 36  |
| 37          |  |                              |                                       |  |   | 37  |
| 38          | 73100 TOTAL EXPENDITURES FOR FOOD SERVICE        | 2,733,259                    | 36,132                                | 0                                      | 2,697,127                               | 0 38  |
| 39          |  |                              |                                       |  |   | 39  |
| 40          | 70000 TOTAL OPERATING EXPENDITURES               | 31,069,919                   | 28,372,792                            | 0                                      | 2,697,127                               | 0 40  |

| ACCOUNT NO. | EXPENDITURES  | (1)<br>TOTAL<br>ALL<br>FUNDS | (2)<br>GENERAL<br>PURPOSE<br>FUND 141 | (3)<br>FEDERAL<br>PROJECTS<br>FUND 142 | (4)<br>FOOD SERVICE<br>FUND 143<br>FUND | (5)<br>EXTENDED DAY<br>PROGRAM FUND 146<br>FUND |    |
|-------------|---|------------------------------|---------------------------------------|--|---|---|----|
| 1           | OPERATION OF NON-INSTRUCTIONAL SERV (73000)         |                              |                                       |  |   |   | 1  |
| 2           | COMMUNITY SERVICES (73300)                          |                              |                                       |  |   |   | 2  |
| 3           |   |                              |                                       |  |   |   | 3  |
| 4           | 73300 105 Supervisor/Director                       | 18,200                       | 18,200                                | 0                                      | 0                                       | 0   | 4  |
| 5           | 73300 162 Clerical Personnel                        | 11,290                       | 0                                     | 0                                      | 0                                       | 0   | 5  |
| 6           | 73300 188 Temporary/Pari-time Personnel             | 0                            | 0                                     | 0                                      | 0                                       | 11,290  | 6  |
| 7           | 73300 189 Other Salaries & Wages                    | 0                            | 0                                     | 0                                      | 0                                       | 0   | 7  |
| 8           | 73300 201 Social Security                           | 186,502                      | 125,976                               | 0                                      | 0                                       | 60,526  | 8  |
| 9           | 73300 204 State Retirement                          | 13,392                       | 8,939                                 | 0                                      | 0                                       | 4,453   | 9  |
| 10          | 73300 206 Life Insurance                            | 6,313                        | 2,900                                 | 0                                      | 0                                       | 3,413   | 10 |
| 11          | 73300 207 Medical Insurance                         | 0                            | 0                                     | 0                                      | 0                                       | 0   | 11 |
| 12          | 73300 208 Dental Insurance                          | 0                            | 0                                     | 0                                      | 0                                       | 0   | 12 |
| 13          | 73300 210 Unemployment Compensation                 | 0                            | 0                                     | 0                                      | 0                                       | 0   | 13 |
| 14          | 73300 212 Employer Medicare                         | 0                            | 0                                     | 0                                      | 0                                       | 0   | 14 |
| 15          | 73300 299 Other Fringe Benefits                     | 3,133                        | 2,091                                 | 0                                      | 0                                       | 1,042   | 15 |
| 16          | 73300 336 Maintenance & Repair Services - Equipment | 0                            | 0                                     | 0                                      | 0                                       | 0   | 16 |
| 17          | 73300 355 Travel                                    | 0                            | 0                                     | 0                                      | 0                                       | 0   | 17 |
| 18          | 73300 399 Other Contracted Services                 | 0                            | 0                                     | 0                                      | 0                                       | 0   | 18 |
| 19          | 73300 422 Food Supplies                             | 0                            | 0                                     | 0                                      | 0                                       | 0   | 19 |
| 20          | 73300 499 Other Supplies & Materials                | 0                            | 0                                     | 0                                      | 0                                       | 0   | 20 |
| 21          | 73300 509 Refunds                                   | 17,613                       | 12,500                                | 0                                      | 0                                       | 5,113   | 21 |
| 22          | 73300 599 Other Charges                             | 0                            | 0                                     | 0                                      | 0                                       | 0   | 22 |
| 23          | 73300 790 Other Equipment                           | 7,359                        | 6,300                                 | 0                                      | 0                                       | 1,059   | 23 |
| 24          |   | 2,594                        | 2,594                                 | 0                                      | 0                                       | 0   | 24 |
| 25          | 73300 TOTAL EXPENDITURES FOR COMMUNITY SERVICES     | 266,396                      | 179,500                               | 0                                      | 0                                       | 86,896  | 25 |
| 26          |   |                              |                                       |  |   |   | 26 |
| 27          |   |                              |                                       |  |   |   | 27 |
| 28          |   |                              |                                       |  |   |   | 28 |
| 29          |   |                              |                                       |  |   |   | 29 |
| 30          |   |                              |                                       |  |   |   | 30 |
| 31          |   |                              |                                       |  |   |   | 31 |
| 32          |   |                              |                                       |  |   |   | 32 |
| 33          |   |                              |                                       |  |   |   | 33 |
| 34          |   |                              |                                       |  |   |   | 34 |
| 35          |   |                              |                                       |  |   |   | 35 |
| 36          |   |                              |                                       |  |   |   | 36 |
| 37          |   |                              |                                       |  |   |   | 37 |
| 38          |   |                              |                                       |  |   |   | 38 |
| 39          |   |                              |                                       |  |   |   | 39 |
| 40          |   |                              |                                       |  |   |   | 40 |

| ACCOUNT NO. | EXPENDITURES                                    | (1)<br>TOTAL<br>ALL<br>FUNDS | (2)<br>GENERAL<br>PURPOSE<br>FUND 141 | (3)<br>FEDERAL<br>PROJECTS<br>FUND 142 | (4)<br>FOOD SERVICE<br>FUND 143<br>FUND | (5)<br>EXTENDED DAY<br>PROGRAM FUND 146<br>FUND |    |
|-------------|---|------------------------------|---------------------------------------|--|---|---|----|
| 1           | CAPITAL OUTLAY (76000)                          |                              |                                       |  |   |   | 1  |
| 2           | REGULAR CAPITAL OUTLAY (76100)                  |                              |                                       |  |   |   | 2  |
| 3           |   |                              |                                       |  |   |   | 3  |
| 4           | 76100 189 Other Salaries and Wages.....         | 0                            | 0                                     | 0                                      | 0                                       | 0   | 4  |
| 5           | 76100 201 Social Security.....                  | 0                            | 0                                     | 0                                      | 0                                       | 0   | 5  |
| 6           | 76100 204 State Retirement.....                 | 0                            | 0                                     | 0                                      | 0                                       | 0   | 6  |
| 7           | 76100 206 Life Insurance.....                   | 0                            | 0                                     | 0                                      | 0                                       | 0   | 7  |
| 8           | 76100 207 Medical Insurance.....                | 0                            | 0                                     | 0                                      | 0                                       | 0   | 8  |
| 9           | 76100 208 Dental Insurance.....                 | 0                            | 0                                     | 0                                      | 0                                       | 0   | 9  |
| 10          | 76100 210 Unemployment Compensation.....        | 0                            | 0                                     | 0                                      | 0                                       | 0   | 10 |
| 11          | 76100 212 Employer Medicare.....                | 0                            | 0                                     | 0                                      | 0                                       | 0   | 11 |
| 12          | 76100 299 Other Fringe Benefits.....            | 0                            | 0                                     | 0                                      | 0                                       | 0   | 12 |
| 13          | 76100 304 Architects.....                       | 0                            | 0                                     | 0                                      | 0                                       | 0   | 13 |
| 14          | 76100 308 Consultants.....                      | 0                            | 0                                     | 0                                      | 0                                       | 0   | 14 |
| 15          | 76100 321 Engineering Services.....             | 0                            | 0                                     | 0                                      | 0                                       | 0   | 15 |
| 16          | 76100 331 Legal Services.....                   | 0                            | 0                                     | 0                                      | 0                                       | 0   | 16 |
| 17          | 76100 399 Other Contracted Services.....        | 0                            | 0                                     | 0                                      | 0                                       | 0   | 17 |
| 18          | 76100 706 Building Construction.....            | 50,000                       | 50,000                                | 0                                      | 0                                       | 0   | 18 |
| 19          | 76100 707 Building Improvements.....            | 0                            | 0                                     | 0                                      | 0                                       | 0   | 19 |
| 20          | 76100 715 Land.....                             | 220,000                      | 220,000                               | 0                                      | 0                                       | 0   | 20 |
| 21          | 76100 724 Site Development.....                 | 0                            | 0                                     | 0                                      | 0                                       | 0   | 21 |
| 22          | 76100 799 Other Capital Outlay.....             | 0                            | 0                                     | 0                                      | 0                                       | 0   | 22 |
| 23          |   |                              |                                       |  |   |   | 23 |
| 24          | 76100 TOTAL EXPEND. FOR REGULAR CAPITAL OUTLAY  | 270,000                      | 270,000                               | 0                                      | 0                                       | 0   | 24 |
| 25          |   |                              |                                       |  |   |   | 25 |
| 26          |   |                              |                                       |  |   |   | 26 |
| 27          | DEBT SERVICE (80000)                            |                              |                                       |  |   |   | 27 |
| 28          | EDUCATION DEBT SERVICE (81300)                  |                              |                                       |  |   |   | 28 |
| 29          |   |                              |                                       |  |   |   | 29 |
| 30          | 81300 601 Principal on Bonds.....               | 0                            | 0                                     | 0                                      | 0                                       | 0   | 30 |
| 31          | 81300 602 Principal on Notes.....               | 2,000                        | 2,000                                 | 0                                      | 0                                       | 0   | 31 |
| 32          | 81300 603 Interest on Bonds.....                | 0                            | 0                                     | 0                                      | 0                                       | 0   | 32 |
| 33          | 81300 604 Interest on Notes.....                | 0                            | 0                                     | 0                                      | 0                                       | 0   | 33 |
| 34          | 81300 610 Principal on Capitalized Leases.....  | 0                            | 0                                     | 0                                      | 0                                       | 0   | 34 |
| 35          | 81300 611 Interest on Capitalized Leases.....   | 0                            | 0                                     | 0                                      | 0                                       | 0   | 35 |
| 36          | 81300 699 Other Debt Service.....               | 0                            | 0                                     | 0                                      | 0                                       | 0   | 36 |
| 37          |   |                              |                                       |  |   |   | 37 |
| 38          | 81300 TOTAL EXPENDITURES FOR EDUC. DEBT SERVICE | 2,000                        | 2,000                                 | 0                                      | 0                                       | 0   | 38 |
| 39          |   |                              |                                       |  |   |   | 39 |
| 40          |   |                              |                                       |  |   |   | 40 |

| ACCOUNT NO. | EXPENDITURES                                   | (1)<br>TOTAL<br>ALL<br>FUNDS | (2)<br>GENERAL<br>PURPOSE<br>FUND 141        | (3)<br>FEDERAL<br>PROJECTS<br>FUND 142 | (4)<br>FOOD SERVICE<br>FUND 143<br>FUND | (5)<br>EXTENDED DAY<br>PROGRAM FUND 146<br>FUND |
|-------------|--|------------------------------|--|--|---|---|
| 1           | CAPITAL PROJECTS (90000)                       |                              |  |  |   | 1   |
| 2           | EDUCATION CAPITAL PROJECTS (91300)             |                              |  |  |   | 2   |
| 3           |  |                              |  |  |   | 3   |
| 4           | 91300 189 Other Salaries & Wages               | 0                            | XX |  | 0                                       | 0 4   |
| 5           | 91300 201 Social Security                      | 0                            | XX |  | 0                                       | 0 5   |
| 6           | 91300 204 State Retirement                     | 0                            | XX |  | 0                                       | 0 6   |
| 7           | 91300 206 Life Insurance                       | 0                            | XX |  | 0                                       | 0 7   |
| 8           | 91300 207 Medical Insurance                    | 0                            | XX |  | 0                                       | 0 8   |
| 9           | 91300 208 Dental Insurance                     | 0                            | XX |  | 0                                       | 0 9   |
| 10          | 91300 210 Unemployment Compensation            | 0                            | XX |  | 0                                       | 0 10  |
| 11          | 91300 212 Employer Medicare                    | 0                            | XX |  | 0                                       | 0 11  |
| 12          | 91300 304 Architects                           | 0                            | XX |  | 0                                       | 0 12  |
| 13          | 91300 308 Consultants                          | 0                            | XX |  | 0                                       | 0 13  |
| 14          | 91300 321 Engineering Services                 | 0                            | XX |  | 0                                       | 0 14  |
| 15          | 91300 325 Fiscal Agent Charges                 | 0                            | XX |  | 0                                       | 0 15  |
| 16          | 91300 331 Legal Services                       | 0                            | XX |  | 0                                       | 0 16  |
| 17          | 91300 399 Other Contracted Services            | 0                            | XX |  | 0                                       | 0 17  |
| 18          | 91300 701 Administration Equipment             | 0                            | XX |  | 0                                       | 0 18  |
| 19          | 91300 704 Attendance and Health Equipment      | 0                            | XX |  | 0                                       | 0 19  |
| 20          | 91300 706 Building Construction                | 0                            | XX |  | 0                                       | 0 20  |
| 21          | 91300 707 Building Improvements                | 0                            | XX |  | 0                                       | 0 21  |
| 22          | 91300 709 Data Processing Equipment            | 0                            | XX |  | 0                                       | 0 22  |
| 23          | 91300 710 Food Service Equipment               | 0                            | XX |  | 0                                       | 0 23  |
| 24          | 91300 711 Furniture & Fixtures                 | 0                            | XX |  | 0                                       | 0 24  |
| 25          | 91300 715 Land                                 | 0                            | XX |  | 0                                       | 0 25  |
| 26          | 91300 717 Maintenance Equipment                | 0                            | XX |  | 0                                       | 0 26  |
| 27          | 91300 720 Plant Operation Equipment            | 0                            | XX |  | 0                                       | 0 27  |
| 28          | 91300 722 Regular Instruction Equipment        | 0                            | XX |  | 0                                       | 0 28  |
| 29          | 91300 724 Site Development                     | 0                            | XX |  | 0                                       | 0 29  |
| 30          | 91300 725 Special Education Equipment          | 0                            | XX |  | 0                                       | 0 30  |
| 31          | 91300 729 Transportation Equipment             | 0                            | XX |  | 0                                       | 0 31  |
| 32          | 91300 730 Vocational Instr Equipment           | 0                            | XX |  | 0                                       | 0 32  |
| 33          | 91300 790 Other Equipment                      | 0                            | XX |  | 0                                       | 0 33  |
| 34          | 91300 799 Other Capital Outlay                 | 0                            | XX |  | 0                                       | 0 34  |
| 35          |  |                              |  |  |   | 0 35  |
| 36          | 91300 TOTAL EXPEND. FOR EDUC. CAPITAL PROJECTS | 0                            |  |  | 0                                       | 0 36  |
| 37          |  |                              |  |  |   | 0 37  |
| 38          |  |                              |  |  |   | 0 38  |
| 39          |  |                              |  |  |   | 0 39  |
| 40          |  |                              |  |  |   | 0 40  |

| ACCOUNT NO. | EXPENDITURES   | (1)<br>TOTAL ALL FUNDS | (2)<br>GENERAL PURPOSE FUND 141 | (3)<br>FEDERAL PROJECTS FUND 142 | (4)<br>FOOD SERVICE FUND 143 FUND | (5)<br>EXTENDED DAY PROGRAM FUND 146 FUND |    |
|-------------|--|------------------------|---------------------------------|----------------------------------|-----------------------------------|---|----|
| 1           | OTHER USES (99000)   |                        |                                 |                                  |                                   |   | 1  |
| 2           | OPERATING TRANSFERS (99100)  |                        |                                 |                                  |                                   |   | 2  |
| 3           |  |                        |                                 |                                  |                                   |   | 3  |
| 4           | 99100 590 Transfers to Other Funds (complete schedule below) . . .   | 0                      | 0                               | 0                                | 0                                 | 0   | 4  |
| 5           |  |                        |                                 |                                  |                                   |   | 5  |
| 6           | RESIDUAL EQUITY TRANSFERS (99200)                                    |                        |                                 |                                  |                                   |   | 6  |
| 7           |  |                        |                                 |                                  |                                   |   | 7  |
| 8           | 99200 590 Transfers to Other Funds (complete schedule below) . . . . | 0                      | 0                               | 0                                | 0                                 | 0   | 8  |
| 9           |  |                        |                                 |                                  |                                   |   | 9  |
| 10          |  |                        |                                 |                                  |                                   |   | 10 |
| 11          | 99000 TOTAL OTHER USES   | 0                      | 0                               | 0                                | 0                                 | 0   | 11 |
| 12          |  |                        |                                 |                                  |                                   |   | 12 |
| 13          |  |                        |                                 |                                  |                                   |   | 13 |
| 14          | 730000 GRAND TOTAL EXPENDITURES                                      | 31,608,315             | 28,824,292                      | 0                                | 2,697,127                         | 86,896                                    | 14 |
| 15          |  |                        |                                 |                                  |                                   |   | 15 |
| 16          |  |                        |                                 |                                  |                                   |   | 16 |
| 17          |  |                        |                                 |                                  |                                   |   | 17 |
| 18          | Classroom  | 22,514,788             | 22,514,788                      | 0                                | 0                                 | 0   | 18 |
| 19          | Non-Classroom  | 9,093,527              | 6,309,504                       | 0                                | 2,697,127                         | 86,896                                    | 19 |
| 20          |  |                        |                                 |                                  |                                   |   | 20 |
| 21          | SCHEDULE OF TRANSFERS  |                        |                                 |                                  |                                   |   | 21 |
| 22          |  |                        |                                 |                                  |                                   |   | 22 |
| 23          | FUND #   |                        |                                 |                                  |                                   |   | 23 |
| 24          | PURPOSE  |                        |                                 |                                  |                                   |   | 24 |
| 25          |  |                        |                                 |                                  |                                   |   | 25 |
| 26          |  |                        |                                 |                                  |                                   |   | 26 |
| 27          |  |                        |                                 |                                  |                                   |   | 27 |
| 28          |  |                        |                                 |                                  |                                   |   | 28 |
| 29          |  |                        |                                 |                                  |                                   |   | 29 |
| 30          |  |                        |                                 |                                  |                                   |   | 30 |
| 31          |  |                        |                                 |                                  |                                   |   | 31 |
| 32          |  |                        |                                 |                                  |                                   |   | 32 |
| 33          |  |                        |                                 |                                  |                                   |   | 33 |
| 34          |  |                        |                                 |                                  |                                   |   | 34 |
| 35          |  |                        |                                 |                                  |                                   |   | 35 |
| 36          |  |                        |                                 |                                  |                                   |   | 36 |
| 37          |  |                        |                                 |                                  |                                   |   | 37 |
| 38          |  |                        |                                 |                                  |                                   |   | 38 |
| 39          |  |                        |                                 |                                  |                                   |   | 39 |
| 40          |  |                        |                                 |                                  |                                   |   | 40 |

**CERTIFICATION OF APPROPRIATE LEGISLATIVE BODY  
SCHOOL FUNDS APPROPRIATION RESOLUTION FOR FISCAL YEAR 1998-99**

**BE IT RESOLVED BY THE \_\_\_\_\_ OF \_\_\_\_\_**  
(Co. Commissioner, City Council/Alderman, or BSD Board)  
**Tennessee assembled in \_\_\_\_\_ session on the \_\_\_\_\_ day of \_\_\_\_\_, 1999,**  
(Regular, Special or Other)

**that the amounts hereinafter set out are hereby appropriated for the purpose of meeting the expenses of the various school funds of \_\_\_\_\_, Tennessee during**  
(School System)

**the fiscal year beginning July 1, 1999 and ending June 30, 2000, according to the following schedule:**

|                              | General Purpose | Federal Projects | Fund  | Fund  |
|------------------------------|-----------------|------------------|-------|-------|
| Regular Instruction Program  | \$ _____        | _____            | _____ | _____ |
| Special Education Program    | _____           | _____            | _____ | _____ |
| Vocational Education Program | _____           | _____            | _____ | _____ |
| Student Body Education Prog. | _____           | _____            | _____ | _____ |
| Adult Education Program      | _____           | _____            | _____ | _____ |
| Other                        | _____           | _____            | _____ | _____ |
| Attendance                   | _____           | _____            | _____ | _____ |
| Health Services              | _____           | _____            | _____ | _____ |
| Other Student Support        | _____           | _____            | _____ | _____ |
| Regular Instruction Program  | _____           | _____            | _____ | _____ |
| Special Education Program    | _____           | _____            | _____ | _____ |
| Vocational Education Program | _____           | _____            | _____ | _____ |
| Adult Education Program      | _____           | _____            | _____ | _____ |
| Other Programs               | _____           | _____            | _____ | _____ |
| Board of Education           | _____           | _____            | _____ | _____ |
| Office of the Superintendent | _____           | _____            | _____ | _____ |
| Office of the Principal      | _____           | _____            | _____ | _____ |
| Fiscal Services              | _____           | _____            | _____ | _____ |
| Operation of Plant           | _____           | _____            | _____ | _____ |
| Maintenance of Plant         | _____           | _____            | _____ | _____ |
| Transportation               | _____           | _____            | _____ | _____ |
| Central and Other            | _____           | _____            | _____ | _____ |
| Food Service                 | _____           | _____            | _____ | _____ |
| Community Services           | _____           | _____            | _____ | _____ |
| Regular Capital Outlay       | _____           | _____            | _____ | _____ |
| Education Debt Service       | _____           | _____            | _____ | _____ |
| Education Capital Projects   | _____           | _____            | _____ | _____ |
| Other Uses (Transfers)       | _____           | _____            | _____ | _____ |
| <b>TOTALS BY FUNDS</b>       | \$ _____        | _____            | _____ | _____ |

ESTIMATED REVENUE FROM CURRENT SCHOOL TAXES FOR THE FISCAL YEAR BEGINNING JULY 1, 1999

ASSESSED VALUE OF PROPERTY FOR FY 1999-2000:

|                         |                      |
|-------------------------|----------------------|
| Real Estate             | \$392,410,869        |
| Personalty              | \$                   |
| Public Utilities        | \$ 19,600,000        |
| <b>Total Assessment</b> | <b>\$412,010,869</b> |

ESTIMATED REVENUE BASED ON PROPERTY ASSESSMENT ABOVE:

| NAME OF FUND                  | TAX RATE | AMOUNT OF TAX LEVY             | ESTIMATED DELINQUENT TAX PERCENTAGE | ESTIMATED RESERVE FOR DELINQUENT TAXES | ESTIMATED NET YIELD              |
|-------------------------------|----------|--------------------------------|-------------------------------------|--|----------------------------------|
|                               | (1)      | (Assessment X Tax Rate)<br>(2) | (3)                                 | (Column 2 X Column 3)<br>(4)           | (Column 2 Minus Column 4)<br>(5) |
| General Purpose School Fund   | \$.96    | \$3,955,304                    | 8%                                  | \$316,424                              | \$3,638,880                      |
| _____ Fund                    | \$       | \$                             | \$                                  | \$                                     | \$                               |
| _____ Fund                    | \$       | \$                             | \$                                  | \$                                     | \$                               |
| <b>TOTAL ALL SCHOOL FUNDS</b> | \$       | \$                             | \$                                  | \$                                     | \$                               |

ALLOCATION OF ESTIMATED REVENUE AMONG LOCAL EDUCATION AGENCIES WITHIN THE COUNTY (GENERAL PURPOSE SCHOOL FUND)

Weighted Full Time Equivalent Average Daily Attendance

Cities and/or Special School Districts Within The County:

|                 | (1)<br>WFTEADA | (2)<br>PERCENT OF<br>TOTAL WFTEADA |
|-----------------|----------------|------------------------------------|
| _____           | _____          | _____                              |
| _____           | _____          | _____                              |
| _____           | _____          | _____                              |
| _____           | _____          | _____                              |
| County of _____ | _____          | _____                              |
| <b>TOTAL</b>    | _____          | _____                              |



RESOLUTION# 14092899

Adopt the attached budget and appropriations  
for the fiscal year beginning July 1, 1999.

|   | MOTION | SECOND | AYE | NAY | PASS | PRESENT | ABSENT |
|---|--------|--------|-----|-----|------|---------|--------|
| 9th DISTRICT<br>BAILEY, JACKIE<br>762-3716<br>411 6th St Lawrenceburg, TN       |        |        | X   |     |      |         |        |
| 7th DISTRICT<br>BENEFIELD, RONALD<br>829-2358<br>91 Benefield LN Ethridge,      |        |        |     | X   |      |         |        |
| 5th DISTRICT<br>BRAZIER, OLAN<br>762-2679<br>175 Reed Patch Rd L'Burg           |        |        |     | X   |      |         |        |
| 9th DISTRICT<br>BUIE, JIM<br>762-3167<br>508 8th St Lawrenceburg                |        |        | X   |     |      |         |        |
| 6th DISTRICT<br>BURNS, FRANKLIN<br>964-3404<br>383 L'Burg Henryvill RD ETH      |        |        | X   |     |      |         |        |
| 3rd DISTRICT<br>DOSS, BARRY<br>852-2221 762-1531<br>66 Shoally Br Rd Leoma      |        |        | X   |     |      |         |        |
| 4th DISTRICT<br>DRYDEN, JERRY<br>762-7118<br>12 Ingram Rd Leoma                 |        |        | X*  |     |      |         |        |
| 1st DISTRICT<br>GABEL, JIM<br>852-2899<br>2773 Hwy 43 PO 176 Leoma              |        |        |     | X   |      |         |        |
| 3rd DISTRICT<br>GOWEN, JIM<br>852-2297 762-1016<br>114 Richardson Rd Leoma      |        |        | X   |     |      |         |        |
| 2nd DISTRICT<br>GREEN, ROBERT L<br>853-6709<br>404 N Military RD Box 224 Lorett | X      |        | X*  |     |      |         |        |
| 2nd DISTRICT<br>MOORE, BOB<br>853-7221 766-1500<br>11 Samuel Ln Loretto         |        |        | X   |     |      |         |        |
| 5th DISTRICT<br>MOORE, W. T.<br>762-5501<br>306 Pond Field Rd West Pt.          |        |        | X   |     |      |         |        |
| 4th DISTRICT<br>NIEDERGESES, MARK<br>762-8078 752-3217<br>4202 Marie Ln L'Burg  |        |        | X   |     |      |         |        |
| 6th DISTRICT<br>PERRY, TIM<br>762-8007<br>1136 Ethridge Red Hill L' Burg        |        |        | X * |     |      |         |        |
| 1st DISTRICT<br>SHANNON KEVIN<br>852-2870<br>2757 Hwy 43 S PO Box 87 Leoma      |        |        | X   |     |      |         |        |
| 7th DISTRICT<br>TURNER, HENRY<br>829-2490<br>37 Mint Spring Rd Ethridge         |        |        |     | X   |      |         |        |
| 8th DISTRICT<br>WOODALL, GLENN E<br>766-1040<br>1401 Hart Ave Lawrenceburg      |        | X      | X   |     |      |         |        |
| 8th DISTRICT<br>WRAY, JOE R.<br>762-7419<br>1403 Beckham Lawrenceburg           |        |        | X   |     |      |         |        |

\* Have a conflict of interest in the vote and read a statement  
concerning this.

DATE September 28, 1999

AMENDED RESOLUTION #15092899

RESOLUTION AMENDING THE TAX LEVY IN LAWRENCE COUNTY, TENNESSEE  
FOR THE YEAR BEGINNING JULY 1, 1999

**SECTION 1. BE IT RESOLVED** by the Board of County Commissioners of Lawrence County, Tennessee, assembled in called session on this 28th day of September, 1999, that the combined property tax rate for Lawrence County, Tennessee for the year beginning July 1, 1999, shall be \$ \_\_\_\_\_ on each \$100.00 of taxable property, which is to provide revenue for each of the following funds and otherwise conform to the following levies:

| FUND                        | RATE     |
|-----------------------------|----------|
| General                     | \$ _____ |
| Highway/Public Works        | _____    |
| General Purpose School      | _____    |
| General Debt Service        | _____    |
| Highway Capital Projects    | _____    |
| Special Purpose Maintenance | _____    |
| Industrial Development      | _____    |

**SECTION 2. BE IT FURTHER RESOLVED** that there is hereby levied a gross receipts tax as provided by law. The proceeds of the gross receipts tax herein levied shall accrue \$175,000.00 to the General Purpose School Fund and remainder to County General Fund.

**SECTION 3. BE IT FURTHER RESOLVED** that bank excise tax shall accrue \$25,000.00 to General Purpose School Fund and remainder to the General Fund.

**SECTION 4. BE IT FURTHER RESOLVED**, that all resolutions of the Board of County Commissioners of Lawrence County, Tennessee, which are in conflict with this resolution are hereby repealed.


**SECTION 5. BE IT FURTHER RESOLVED**, that this resolution take effect from and after its passage, the public welfare requiring it. This resolution shall be spread upon the minutes of the Board of County Commissioners.

Passed this 28th day of September, 1999.


JANE M. JENNINGS  
ATTORNEY AT LAW  
231 MAHER AVENUE  
LAWRENCEBURG, TN 38464

APPROVED:

  
\_\_\_\_\_  
STEVE HILL, COUNTY EXECUTIVE

  
\_\_\_\_\_  
JERRY DRYDEN, CHAIRMAN OF  
LAWRENCE COUNTY COMMISSION

ATTEST:

  
\_\_\_\_\_  
KENNETH WEATHERS  
COUNTY COURT CLERK

RESOLUTION# 15092899

Amending the Tax Levy in Lawrence County, TN  
for the year beginning July 1, 1999.

|                                   | MOTION | SECOND | AYE | NAY | PASS | PRESENT | ABSENT |
|-----------------------------------|--------|--------|-----|-----|------|---------|--------|
| 9th DISTRICT<br>BAILEY, JACKIE    |        | X      | X   |     |      |         |        |
| 7th DISTRICT<br>BENEFIELD, RONALD |        |        |     | X   |      |         |        |
| 5th DISTRICT<br>BRAZIER, OLAN     |        |        |     | X   |      |         |        |
| 9th DISTRICT<br>BUIE, JIM         |        |        | X   |     |      |         |        |
| 6th DISTRICT<br>BURNS, FRANKLIN   |        |        | X   |     |      |         |        |
| 3rd DISTRICT<br>DOSS, BARRY       | X      |        | X   |     |      |         |        |
| 4th DISTRICT<br>DRYDEN, JERRY     |        |        |     |     |      |         |        |
| 1st DISTRICT<br>GABEL, JIM        |        |        | X*  |     |      |         |        |
| 3rd DISTRICT<br>GOWEN, JIM        |        |        |     | X   |      |         |        |
| 2nd DISTRICT<br>GREEN, ROBERT L   |        |        | X*  |     |      |         |        |
| 2nd DISTRICT<br>MOORE, BOB        |        |        | X   |     |      |         |        |
| 5th DISTRICT<br>MOORE, W. T.      |        |        | X   |     |      |         |        |
| 4th DISTRICT<br>NIEDERGESES, MARK |        |        | X   |     |      |         |        |
| 6th DISTRICT<br>PERRY, TIM        |        |        | X*  |     |      |         |        |
| 1st DISTRICT<br>SHANNON KEVIN     |        |        | X   |     |      |         |        |
| 7th DISTRICT<br>TURNER, HENRY     |        |        |     | X   |      |         |        |
| 8th DISTRICT<br>WOODALL, GLENN E  |        |        | X   |     |      |         |        |
| 8th DISTRICT<br>WRAY, JOE R.      |        |        | X   |     |      |         |        |
|                                   |        |        | 14  | 4   |      |         |        |

\* Have a conflict of interest in the vote and read a statement  
concerning this.

DATE September 28, 1999

RESOLUTION # 16092899

RESOLUTION TO APPROVE DISTRIBUTIONS OF WHOLESALE BEER TAX,  
MARRIAGE LICENSE AND INTEREST

WHEREAS, Lawrence County receives revenue from interest on deposits, fees from marriage license, and tax from wholesale beer sales.

NOW, THEREFORE, BE IT RESOLVED by the Lawrence County legislative body meeting in regular sessions this 28th day of September, 1999, that the revenues from interest, marriage license, and wholesale beer tax be allocated to the various funds as follows for fiscal year 1999-2000.

| WHOLESALE BEER TAX        |     |
|---------------------------|-----|
| HIGHWAY/PUBLIC WORKS FUND | 70% |
| GENERAL FUND              | 30% |

| MARRIAGE LICENSE            |     |
|-----------------------------|-----|
| GENERAL FUND                | 50% |
| GENERAL PURPOSE SCHOOL FUND | 50% |

| INTEREST     |            |
|--------------|------------|
| LIBRARY FUND | \$3,500.00 |

BALANCE OF INTEREST TO BE ALLOCATED AS FOLLOWS: (NOTE 1)

|                             |            |
|-----------------------------|------------|
| GENERAL FUND                | <u>35%</u> |
| HIGHWAY/PUBLIC WORKS FUND   | <u>12%</u> |
| GENERAL PURPOSE SCHOOL FUND | <u>39%</u> |
| DEBT SERVICE FUND           | <u>14%</u> |

NOTE 1: Amounts based on percentage of tax rate to total rate.

This resolution shall take effect upon its adoption and approval.

APPROVED:

  
STEVE HILL, COUNTY EXECUTIVE

  
JERRY DRYDEN, CHAIRMAN OF  
LAWRENCE COUNTY COMMISSION

ATTEST:

  
KENNETH WEATHERS  
COUNTY COURT CLERK

JANE M. JENNINGS  
ATTORNEY AT LAW  
251 MAHR AVENUE  
LAWRENCEBURG, TN 38464

COUNTY COMMISSION, LAWRENCE COUNTY  
KENNETH WEATHERS COUNTY CLERK

RESOLUTION # 16092899

Approve Distribution of wholesale beer tax,  
marriage license and interest

AS AMENDED

| MOTION   | SECOND | AYE | NAY | PASS | PRESENT | ABSENT |
|--|--------|-----|-----|------|---------|--------|
| 9th DISTRICT<br>BAILEY, JACKIE<br>762-3716<br>411 6th St Lawrenceburg TN         |        | X   |     |      |         |        |
| 7th DISTRICT<br>BENEFIELD, RONALD<br>829-2358<br>91 Benefield LN Ethridge, TN    |        | X   |     |      |         |        |
| 5th DISTRICT<br>BRAZIER, OLAN<br>762-5501<br>175 Reed Patch Rd L'Burg            |        | X   |     |      |         |        |
| 9th DISTRICT<br>BUIE, JIM<br>762-3167<br>508 8th St Lawrenceburg                 |        | X   |     |      |         |        |
| 6th DISTRICT<br>BURNS, FRANKLIN<br>964-3404<br>383 L'BURG Heneryville ETH        |        | X   |     |      |         |        |
| 3rd DISTRICT<br>DOSS, BARRY<br>852-2221<br>66 Shoally Br. Rd Leoma               |        | X   |     |      |         |        |
| 4th DISTRICT<br>DRYDEN, JERRY<br>762-7118<br>12 Ingran Rd Leoma                  |        | X   |     |      |         |        |
| 1st DISTRICT<br>GABEL, JIM<br>852-2899<br>2773 Hwy 43 PO BOX 176 Leoma           |        | X   |     |      |         |        |
| 3rd DISTRICT<br>GOWEN, JIM<br>852-2221<br>114 Richardson Rd Leoma                |        | X   |     |      |         |        |
| 2nd DISTRICT<br>GREEN, ROBERT L<br>853-6709<br>404 N Military PO BOX 224 Loretto | X      | X   |     |      |         |        |
| 2nd DISTRICT<br>MOORE, BOB<br>853-7221<br>11 Samuel LN Loretto TN                |        | X   |     |      |         |        |
| 5th DISTRICT<br>MOORE, W. T.<br>762-5501<br>305 Pond Field Rd West Point         |        | X   |     |      |         |        |
| 4th DISTRICT<br>NIEDERGESES, MARK<br>762-8078<br>4202 Marie Ln Lawrenceburg      |        | X   |     |      |         |        |
| 6th DISTRICT<br>PERRY, TIM<br>762-8007<br>1136 Ethridge-Red Hill RD Ethridge     | X      | X   |     |      |         |        |
| 1st DISTRICT<br>SHANNON, KEVIN<br>852-2870<br>2757 Hwy 43 S Leoma, TN            |        | X   |     |      |         |        |
| 7th DISTRICT<br>TURNER, HENRY<br>829-2490<br>37 Mint Spring RD Ethridge          |        | X   |     |      |         |        |
| 8th DISTRICT<br>WOODALL, GLENN E.<br>766-1040<br>1401 Hart Ave Lawrenceburg      |        | X   |     |      |         |        |
| 8th DISTRICT<br>WRAY, JOE R<br>762-7419<br>1403 Beckham Lawrenceburg             |        | X   |     |      |         |        |

DATE September 28, 1999

RESOLUTION # 17092899

RESOLUTION TO AUTHORIZE THE DISTRIBUTION OF HOTEL-MOTEL  
TAX FOR THE FISCAL YEAR ENDING JUNE 30, 2000

WHEREAS, the Lawrence County Legislative Body meeting in regular session on November 15, 1993, established a privilege tax upon the privilege of occupancy in any hotel of each transient Lawrence County, Tennessee, at a rate of 2% to become effective on January 1, 1994.

NOW, THEREFORE, BE IT RESOLVED, by the Lawrence County Legislative Body meeting in regular session this 28th day of September, 1999 that subject to said tax generating sufficient proceeds, the proceeds from said tax shall be distributed during the fiscal year ending June 30, 2000, as follows:

1. Lawrence County Chamber of Commerce \$25,000.00
2. Lawrenceburg Main Street \$10,000.00
3. South Central Tennessee Tourism Association \$8,000.00
4. Lawrence County Tourism Association \$7,000.00
5. Creative Arts Network \$2,000.00
6. Special Fund for Lawrence County Tourism to be held by the Lawrence County Executive for use in promoting Tourism in Lawrence County \$2,000.00
7. \$15,000.00 to be used at the discretion of the Lawrence County Commission Economic Development Committee and Lawrence County Tourism Committee making joint decisions for promotion of tourism in Lawrence County \$15,000.00

Should such tax not generate sufficient proceeds of the above distribution, then each agency shall receive a pro rata distribution. The balance of any proceeds of said tax shall be paid into the General Fund.

Adopted this 28th day of September, 1999.

APPROVED:

  
STEVE HILL, COUNTY EXECUTIVE

ATTEST:

  
KENNETH WEATHERS  
COUNTY COURT CLERK

  
JERRY DRYDEN, CHAIRMAN OF  
LAWRENCE COUNTY COMMISSION

RESOLUTION# 17092899

Authorize the distribution of Hotel-Motel Tax  
for the fiscal year ending June 30, 2000.

## AMENDMENT FAILED

|  | MOTION | SECOND | AYE | NAY | PASS | PRESENT | ABSENT |
|--|--------|--------|-----|-----|------|---------|--------|
| 9th DISTRICT<br>BAILEY, JACKIE<br>762-3716<br>411 6th St Lawrenceburg, TN        |        |        | X   |     |      |         |        |
| 7th DISTRICT<br>BENEFIELD, RONALD<br>829-2358<br>91 Benefield LN Ethridge,       |        |        | X   |     |      |         |        |
| 5th DISTRICT<br>BRAZIER, OLAN<br>762-2679<br>175 Reed Patch Rd L'Burg            |        |        | X   |     |      |         |        |
| 9th DISTRICT<br>BUIE, JIM<br>762-3167<br>508 8th St Lawrenceburg                 |        |        | X   |     |      |         |        |
| 6th DISTRICT<br>BURNS, FRANKLIN<br>964-3404<br>383 L'Burg Henryvill RD ETH       |        |        | X   |     |      |         |        |
| 3rd DISTRICT<br>DOSS, BARRY<br>852-2221 762-1531<br>66 Shoally Br Rd Leoma       |        |        | X   |     |      |         |        |
| 4th DISTRICT<br>DRYDEN, JERRY<br>762-7118<br>12 Ingram Rd Leoma                  |        |        | X   |     |      |         |        |
| 1st DISTRICT<br>GABEL, JIM<br>852-2899<br>2773 Hwy 43 PO 176 Leoma               |        |        | X   |     |      |         |        |
| 3rd DISTRICT<br>GOWEN, JIM<br>852-2297 762-1016<br>114 Richardson Rd Leoma       |        |        | X   |     |      |         |        |
| 2nd DISTRICT<br>GREEN, ROBERT L<br>853-6709<br>404 N Military RD Box 224 Loretto | X      |        | X   |     |      |         |        |
| 2nd DISTRICT<br>MOORE, BOB<br>853-7221 766-1500<br>11 Samuel Ln Loretto          |        |        | X   |     |      |         |        |
| 5th DISTRICT<br>MOORE, W. T.<br>762-5501<br>306 Pond Field Rd West Pt.           |        |        | X   |     |      |         |        |
| 4th DISTRICT<br>NIEDERGESES, MARK<br>762-8078 752-3217<br>4202 Marie Ln L'Burg   |        | X      | X   |     |      |         |        |
| 6th DISTRICT<br>PERRY, TIM<br>762-8007<br>1136 Ethridge Red Hill L'Burg          |        |        | X   |     |      |         |        |
| 1st DISTRICT<br>SHANNON KEVIN<br>852-2870<br>2757 Hwy 43 S PO Box 87 Leoma       |        |        | X   |     |      |         |        |
| 7th DISTRICT<br>TURNER, HENRY<br>829-2490<br>37 Mint Spring Rd Ethridge          |        |        | X   |     |      |         |        |
| 8th DISTRICT<br>WOODALL, GLENN E<br>766-1040<br>1401 Hart Ave Lawrenceburg       |        |        | X   |     |      |         |        |
| 8th DISTRICT<br>WRAY, JOE R.<br>762-7419<br>1403 Beckham Lawrenceburg            |        |        | X   |     |      |         |        |

18 0

DATE September 28, 1999

|



RESOLUTION # 18092899

**RESOLUTION TO APPROVE NON-PROFIT AND CHARITABLE CONTRIBUTIONS**

**NOW, THEREFORE, BE IT RESOLVED**, by the Lawrence County Board of Commissioners meeting in regular session this 28th day of September, 1999 approve the contributions to non-profit and charitable organizations listed on the attached sheet.

Adopted this 28th day of September, 1999.

APPROVED:

  
STEVE HILL, COUNTY EXECUTIVE

  
JERRY DRYDEN, CHAIRMAN OF  
LAWRENCE COUNTY COMMISSION

ATTEST:

  
KENNETH WEATHERS  
COUNTY COURT CLERK

JANE M. JENNINGS  
ATTORNEY AT LAW  
211 MAHER AVENUE  
LAWRENCEBURG, TN 38464

PROPOSED NON-PROFIT LISTING  
FOR YEAR 1998-1999

| NAME  | REQUESTS FOR     |                  |
|---|------------------|------------------|
|   | '98-99<br>BUDGET | '99-00<br>BUDGET |
| Lawrenceburg Parks & Rec<br>(Parks Dept-\$7,000 Babe Ruth Baseball-\$4,000 Little League-\$2,000) | 13,000.00        | 13,000.00        |
| The Shelter   | 20,000.00        | 20,000.00        |
| Crime Stoppers  | 1,000.00         | 1,000.00         |
| Harbor House  | 0.00             |                  |
| Lawrence Cty Res Dep  | 1,500.00         | 1,500.00         |
| Samaritan House   | 1,000.00         | 1,000.00         |
| New Canaan Ranch  | 1,500.00         | 1,500.00         |
| Main Street   | 10,000.00        | 10,000.00        |
| Lawrence County Historical Society  | 2,500.00         | 2,500.00         |
| New Life Center   | 1,000.00         | 1,000.00         |
| Humane Society  | 1,000.00         | 1,000.00         |
| South Central Human Resources   | 8,600.00         | 8,600.00         |
| South Lawrence Babe Ruth  | 0.00             | 2,000.00         |
| So Law Ciz/Progressive Development  | 0.00             | 3,000.00         |
| Crisis Pregnancy Center   | 0.00             | 1,000.00         |
| Senior Citizens:  |                  |                  |
| Lawrenceburg  | 7,000.00         | 7,000.00         |
| Loretto   | 2,000.00         | 2,000.00         |
| St. Joe   | 2,000.00         | 2,000.00         |
| Summertown  | 2,000.00         | 2,000.00         |
| South East Lawrence   | 2,000.00         | 2,000.00         |

COUNTY COMMISSION, LAWRENCE COUNTY  
KENNETH WEATHERS COUNTY CLERK

RESOLUTION # 18092899

Approve Non-Profit and Charitable Contributions.

| MOTION   | SECOND | AYE | NAY | PASS | PRESENT | ABSENT |
|--|--------|-----|-----|------|---------|--------|
| 9th DISTRICT<br>BAILEY, JACKIE<br>762-3716   |        |     |     |      |         |        |
| 7th DISTRICT<br>BENEFIELD, RONALD<br>411 6th St Lawrenceburg TN<br>829-2358            |        | X   |     |      |         |        |
| 5th DISTRICT<br>BRAZIER, OLAN<br>91 Benefield LN Ethridge, TN<br>762-5501              |        | X   |     |      |         |        |
| 9th DISTRICT<br>BUIE, JIM<br>175 Reed Patch Rd L'Burg<br>762-3167                      |        | X   |     |      |         |        |
| 6th DISTRICT<br>BURNS, FRANKLIN<br>508 8th St Lawrenceburg<br>964-3404                 |        | X   |     |      |         |        |
| 3rd DISTRICT<br>DOSS, BARRY<br>383 L'BURG Heneryville ETH<br>852-2221 762-1531         | X      |     |     |      |         |        |
| 4th DISTRICT<br>DRYDEN, JERRY<br>66 Shoally Br. Rd Leoma<br>762-7118                   |        | X   |     |      |         |        |
| 1st DISTRICT<br>GABEL, JIM<br>12 Ingran Rd Leoma<br>852-2899                           |        | X   |     |      |         |        |
| 3rd DISTRICT<br>GOWEN, JIM<br>2773 Hwy 43-PO BOX 176 Leoma<br>852-2221 762-1016        |        | X   |     |      |         |        |
| 2nd DISTRICT<br>GREEN, ROBERT L<br>114 Richardson Rd Leoma<br>853-6709                 | X      |     |     |      |         |        |
| 2nd DISTRICT<br>MOORE, BOB<br>404 N Military PO BOX 224 Loretto<br>853-7221 766-1500   |        | X   |     |      |         |        |
| 5th DISTRICT<br>MOORE, W. T.<br>11 Samuel LN Loretto TN<br>762-5501                    |        | X   |     |      |         |        |
| 4th DISTRICT<br>NIEDERGESES, MARK<br>305 Pond Field Rd West Point<br>762-8078 762-3217 |        | X   |     |      |         |        |
| 6th DISTRICT<br>PERRY, TIM<br>4202 Marie Ln Lawrenceburg<br>762-8007                   |        | X   |     |      |         |        |
| 1st DISTRICT<br>SHANNON, KEVIN<br>1136 Ethridge-Red Hill RD Ethridge<br>852-2870       |        | X   |     |      |         |        |
| 7th DISTRICT<br>TURNER, HENRY<br>2757 Hwy 43 S Leoma, TN<br>829-2490                   |        | X   |     |      |         |        |
| 8th DISTRICT<br>WOODALL, GLENN E.<br>37 Mint Spring RD Ethridge<br>766-1040            |        | X   |     |      |         |        |
| 8th DISTRICT<br>WRAY, JOE R<br>1401 Hart Ave Lawrenceburg<br>762-7419                  |        | X   |     |      |         |        |
| 1403 Beckham Lawrenceburg  |        | X   |     |      |         |        |

18 0

DATE September 28, 1999

RESOLUTION # 19092899

**RESOLUTION AUTHORIZING ISSUANCE OF TAX ANTICIPATION  
NOTES FOR THE LAWRENCE COUNTY MAINTENANCE DEPARTMENT**

**NOW, THEREFORE, BE IT RESOLVED** that the borrowing of tax anticipation notes for the Lawrence County Maintenance Department shall be authorized, not to exceed \$341,000.00.

**BE IT FURTHER RESOLVED**, that this resolution shall take effect from and after its passage and it's provision shall be in force immediately.

APPROVED:

*X Vick deane*  
\_\_\_\_\_  
STEVE HILL, COUNTY EXECUTIVE

*Jerry Dryden*  
\_\_\_\_\_  
JERRY DRYDEN, CHAIRMAN OF  
LAWRENCE COUNTY COMMISSION

ATTEST:

\_\_\_\_\_  
KENNETH WEATHERS  
COUNTY COURT CLERK

JANE M. JENNINGS  
ATTORNEY AT LAW  
231 MAER AVENUE  
LAWRENCEBURG, TN 38464

| RESOLUTION#                       | NOTARIES                                | MOTION | SECOND | AYE | NAY | PASS | PRESENT | ABSENT |
|-----------------------------------|---|--------|--------|-----|-----|------|---------|--------|
| 9th DISTRICT<br>BAILEY, JACKIE    | 762-3716<br>411 6th St Lawrenceburg, TN |        |        | X   |     |      |         |        |
| 7th DISTRICT<br>BENEFIELD, RONALD | 829-2358<br>91 Benefield LN Ethridge,   |        |        | X   |     |      |         |        |
| 5th DISTRICT<br>BRAZIER, OLAN     | 762-2679<br>175 Reed Patch Rd L'Burg    |        |        | X   |     |      |         |        |
| 9th DISTRICT<br>RUTE, TTM         | 762-3167<br>500 OLL                     |        |        | X   |     |      |         |        |

Notary List      September 28, 1999

**BOND**

|                         |                                |
|-------------------------|--------------------------------|
| Debra Lynn Smith        | Randy Hillhouse<br>Gemma Hill  |
| Jeanie Hickman Bates    | Steve Saliba<br>Willie Hickman |
| David Lee Allen         | Western Surety                 |
| Benjamin Scott Flatt    | State Farm                     |
| Sandra L. McLain        | Bob Markus                     |
| Daniel Wayne Hancock    | Jerry Kiddy<br>George Hutton   |
| Patricia Bryant McGuire | VanVickle                      |
| Charlotte A. Robbins    | Markus                         |
| Bretha K. Shay          | VanVickle                      |
| Mary Margaret Randolph  | Western Surety                 |
| Marilyn J. Holt         | Markus Ins                     |
| Brenda Joan Adams       | Donald Webb<br>Sheila Bridges  |
| Karen Michelle Brawner  | Western Surety                 |
| Jean Howell             | Western Surety                 |
| Vickie L. Rogers        | VanVickle                      |

## RESOLUTION#

## Appointment to 911 Board Member-Jarvis Curtis

| RESOLUTION#                       | MOTION  | SECOND | AYE | NAY | PASS | PRESENT | ABSENT |
|-----------------------------------|---|--------|-----|-----|------|---------|--------|
| 9th DISTRICT<br>BAILEY, JACKIE    | 762-3716<br>411 6th St Lawrenceburg, TN       |        | X   |     |      |         |        |
| 7th DISTRICT<br>BENEFIELD, RONALD | 829-2358<br>91 Benefield LN Ethridge,         |        | X   |     |      |         |        |
| 5th DISTRICT<br>BRAZIER, OLAN     | 762-2679<br>175 Reed Patch Rd L'Burg          |        | X   |     |      |         |        |
| 9th DISTRICT<br>BUIE, JIM         | 762-3167<br>508 8th St Lawrenceburg           |        | X   |     |      |         |        |
| 6th DISTRICT<br>BURNS, FRANKLIN   | 964-3404<br>383 L'Burg Henryvill RD ETH       |        | X   |     |      |         |        |
| 3rd DISTRICT<br>DOSS, BARRY       | 852-2221 762-1531<br>66 Shoally Br Rd Leoma   |        | X   |     |      |         |        |
| 4th DISTRICT<br>DRYDEN, JERRY     | 762-7118<br>12 Ingram Rd Leoma                |        | X   |     |      |         |        |
| 1st DISTRICT<br>GABEL, JIM        | 852-2899<br>2773 Hwy 43 PO 176 Leoma          | X      | X   |     |      |         |        |
| 3rd DISTRICT<br>GOWEN, JIM        | 852-2297 762-1016<br>114 Richardson Rd Leoma  |        | X   |     |      |         |        |
| 2nd DISTRICT<br>GREEN, ROBERT L   | 853-6709<br>404 N Military RD Box 224 Loretto |        | X   |     |      |         |        |
| 2nd DISTRICT<br>MOORE, BOB        | 853-7221 766-1500<br>11 Samuel Ln Loretto     | X      | X   |     |      |         |        |
| 5th DISTRICT<br>MOORE, W. T.      | 762-5501<br>306 Pond Field Rd West Pt.        |        | X   |     |      |         |        |
| 4th DISTRICT<br>NIEDERGESES, MARK | 762-8078 752-3217<br>4202 Marie Ln L'Burg     |        | X   |     |      |         |        |
| 6th DISTRICT<br>PERRY, TIM        | 762-8007<br>1136 Ethridge Red Hill L'Burg     |        | X   |     |      |         |        |
| 1st DISTRICT<br>SHANNON KEVIN     | 852-2870<br>2757 Hwy 43 S PO Box 87 Leoma     |        | X   |     |      |         |        |
| 7th DISTRICT<br>TURNER, HENRY     | 829-2490<br>37 Mint Spring Rd Ethridge        |        | X   |     |      |         |        |
| 8th DISTRICT<br>WOODALL, GLENN E  | 766-1040<br>1401 Hart Ave Lawrenceburg        |        | X   |     |      |         |        |
| 8th DISTRICT<br>WRAY, JOE R.      | 762-7419<br>1403 Beckham Lawrenceburg         |        | X   |     |      |         |        |

18 0

DATE September 28, 1999

| RESOLUTION# | Suspend the Rules:                                | MOTION | SECOND | AYE | NAY | PASS | PRESENT | ABSENT |
|-------------|---|--------|--------|-----|-----|------|---------|--------|
| 1.)         | Appoint A Committee to study purchasing laws      |        |        |     |     |      |         |        |
| 2.)         | Draft Private Act for School Maintenance          |        |        |     |     |      |         |        |
|             | 9th DISTRICT 762-3716                             |        |        |     |     |      |         |        |
|             | BAILEY, JACKIE 411 6th St Lawrenceburg, TN        |        |        | X   |     |      |         |        |
|             | 7th DISTRICT 829-2358                             |        |        |     |     |      |         |        |
|             | BENEFIELD, RONALD 91 Benefield LN Ethridge,       |        |        | X   |     |      |         |        |
|             | 5th DISTRICT 762-2679                             |        |        |     |     |      |         |        |
|             | BRAZIER, OLAN 175 Reed Patch Rd L'Burg            |        |        | X   |     |      |         |        |
|             | 9th DISTRICT 762-3167                             |        |        |     |     |      |         |        |
|             | BUIE, JIM 508 8th St Lawrenceburg                 |        |        | X   |     |      |         |        |
|             | 6th DISTRICT 964-3404                             |        |        |     |     |      |         |        |
|             | BURNS, FRANKLIN 383 L'Burg Henryvill RD ETH       |        |        | X   |     |      |         |        |
|             | 3rd DISTRICT 852-2221 762-1531                    |        |        |     |     |      |         |        |
|             | DOSS, BARRY 66 Shoally Br Rd Leoma                | X      |        | X   |     |      |         |        |
|             | 4th DISTRICT 762-7118                             |        |        |     |     |      |         |        |
|             | DRYDEN, JERRY 12 Ingram Rd Leoma                  |        | X      | X   |     |      |         |        |
|             | 1st DISTRICT 852-2899                             |        |        |     |     |      |         |        |
|             | GABEL, JIM 2773 Hwy 43 PO 176 Leoma               |        |        | X   |     |      |         |        |
|             | 3rd DISTRICT 852-2297 762-1016                    |        |        |     |     |      |         |        |
|             | GOWEN, JIM 114 Richardson Rd Leoma                |        |        | X   |     |      |         |        |
|             | 2nd DISTRICT 853-6709                             |        |        |     |     |      |         |        |
|             | GREEN, ROBERT L 404 N Military RD Box 224 Loretto |        |        | X   |     |      |         |        |
|             | 2nd DISTRICT 853-7221 766-1500                    |        |        |     |     |      |         |        |
|             | MOORE, BOB 11 Samuel Ln Loretto                   |        |        | X   |     |      |         |        |
|             | 5th DISTRICT 762-5501                             |        |        |     |     |      |         |        |
|             | MOORE, W. T. 306 Pond Field Rd West Pt.           |        |        | X   |     |      |         |        |
|             | 4th DISTRICT 762-8078 752-3217                    |        |        |     |     |      |         |        |
|             | NIEDERGESES, MARK 4202 Marie Ln L'Burg            |        |        | X   |     |      |         |        |
|             | 6th DISTRICT 762-8007                             |        |        |     |     |      |         |        |
|             | PERRY, TIM 1136 Ethridge Red Hill L'Burg          |        |        | X   |     |      |         |        |
|             | 1st DISTRICT 852-2870                             |        |        |     |     |      |         |        |
|             | SHANNON KEVIN 2757 Hwy 43 S PO Box 87 Leoma       |        |        | X   |     |      |         |        |
|             | 7th DISTRICT 829-2490                             |        |        |     |     |      |         |        |
|             | TURNER, HENRY 37 Mint Spring Rd Ethridge          |        |        | X   |     |      |         |        |
|             | 8th DISTRICT 766-1040                             |        |        |     |     |      |         |        |
|             | WOODALL, GLENN E 1401 Hart Ave Lawrenceburg       |        |        | X   |     |      |         |        |
|             | 8th DISTRICT 762-7419                             |        |        |     |     |      |         |        |
|             | WRAY, JOE R. 1403 Beckham Lawrenceburg            |        |        | X   |     |      |         |        |

18 0

DATE September 28, 1999

RESOLUTION # 20

**RESOLUTION CREATING A TASK FORCE TO STUDY THE POSSIBILITY OF  
CHANGING COUNTY PURCHASING LAWS**

**WHEREAS**, the Tennessee State Legislature has provided alternative methods for fiscal management in counties; and

**WHEREAS**, Lawrence County is currently operating under The County Purchasing Law of 1957; and

**WHEREAS**, there are certain advantages and disadvantages to each statutory system.

**NOW, THEREFORE, BE IT RESOLVED** by the legislative body of Lawrence County meeting in regular session this 28th day of September, 1999 that a special task force be created to study the different fiscal management systems allowed under Tennessee Law, to assess the advantages and disadvantages of each, and to make a recommendation to the Lawrence County Commission of which fiscal management system would be most advantageous for Lawrence County.

This resolution shall take effect upon its adoption and approval.

APPROVED:

  
STEVE HILL, COUNTY EXECUTIVE

ATTEST:

  
KENNETH WEATHERS  
COUNTY COURT CLERK

JANE M. JENNINGS  
ATTORNEY AT LAW  
231 MAHR AVENUE  
LAWRENCEBURG, TN 38464



| RESOLUTION# | Committee to Study Purchasing Laws   | MOTION | SECOND | AYE | NAY | PASS | PRESENT | ABSENT |
|-------------|--|--------|--------|-----|-----|------|---------|--------|
|             | Barry Doss<br>Mark Niedergeses<br>Jim Gabel<br>Jerry Dryden<br>Franklin Burns    |        |        |     |     |      |         |        |
|             | 9th DISTRICT<br>762-3716<br>BAILEY, JACKIE<br>411 6th St Lawrenceburg, TN        |        |        | X   |     |      |         |        |
|             | 7th DISTRICT<br>829-2358<br>BENEFIELD, RONALD<br>91 Benefield LN Ethridge,       |        |        | X   |     |      |         |        |
|             | 5th DISTRICT<br>762-2679<br>BRAZIER, OLAN<br>175 Reed Patch Rd L'Burg            |        |        | X   |     |      |         |        |
|             | 9th DISTRICT<br>762-3167<br>BUIE, JIM<br>508 8th St Lawrenceburg                 |        |        | X   |     |      |         |        |
|             | 6th DISTRICT<br>964-3404<br>BURNS, FRANKLIN<br>383 L'Burg Henryvill RD ETH       |        |        | X   |     |      |         |        |
|             | 3rd DISTRICT<br>852-2221 762-1531<br>DOSS, BARRY<br>66 Shoally Br Rd Leoma       | X      |        | X   |     |      |         |        |
|             | 4th DISTRICT<br>762-7118<br>DRYDEN, JERRY<br>12 Ingram Rd Leoma                  |        | X      | X   |     |      |         |        |
|             | 1st DISTRICT<br>852-2899<br>GABEL, JIM<br>2773 Hwy 43 PO 176 Leoma               |        |        | X   |     |      |         |        |
|             | 3rd DISTRICT<br>852-2297 762-1016<br>GOWEN, JIM<br>114 Richardson Rd Leoma       |        |        | X   |     |      |         |        |
|             | 2nd DISTRICT<br>853-6709<br>GREEN, ROBERT L<br>404 N Military E. Box 224 Loretto |        |        | X   |     |      |         |        |
|             | 2nd DISTRICT<br>853-7221 766-1500<br>MOORE, BOB<br>11 Samuel Ln Loretto          |        |        | X   |     |      |         |        |
|             | 5th DISTRICT<br>762-5501<br>MOORE, W. T.<br>306 Pond Field Rd West Pt.           |        |        | X   |     |      |         |        |
|             | 4th DISTRICT<br>762-8078 752-3217<br>NIEDERGESES, MARK<br>4202 Marie Ln L'Burg   |        |        | X   |     |      |         |        |
|             | 6th DISTRICT<br>762-8007<br>PERRY, TIM<br>1136 Ethridge Red Hill L'Burg          |        |        | X   |     |      |         |        |
|             | 1st DISTRICT<br>852-2870<br>SHANNON KEVIN<br>2757 Hwy 43 S PO Box 87 Leoma       |        |        | X   |     |      |         |        |
|             | 7th DISTRICT<br>829-2490<br>TURNER, HENRY<br>37 Mint Spring Rd Ethridge          |        |        | X   |     |      |         |        |
|             | 8th DISTRICT<br>766-1040<br>WOODALL, GLENN E<br>1401 Hart Ave Lawrenceburg       |        |        | X   |     |      |         |        |
|             | 8th DISTRICT<br>762-7419<br>WRAY, JOE R.<br>1403 Beckham Lawrenceburg            |        |        | X   |     |      |         |        |
|             |  |        |        |     |     |      | 18      | 0      |

DATE September 28, 1999

RESOLUTION # \_\_\_\_\_

**RESOLUTION DIRECTING THE COUNTY ATTORNEY TO DRAFT A PRIVATE ACT REGARDING A JOINT AND COOPERATIVE EFFORT BETWEEN THE LAWRENCE COUNTY SCHOOL BOARD AND THE LAWRENCE COUNTY COMMISSION FOR MAINTENANCE OF SCHOOLS**

**WHEREAS**, there has been a tremendous interest by the citizens of Lawrence County, as well as the Lawrence County Commission and the Board of Education, in developing a way for the County Commission and the Board of Education to work together to better maintain Lawrence County Schools; and

**WHEREAS**, there have been many hours invested by members of the Lawrence County Board of Education and the Lawrence County commission in discussing and proposing ways to accomplish this goal; and

**WHEREAS**, there has been a spirit of cooperation and willingness to work together expressed by members of the Lawrence County Commission and the Lawrence County Board of Education; and

**WHEREAS**, certain legal questions have arisen which make the implementation of such a joint and cooperative unwise at the present time; and

**WHEREAS**, the Lawrence County Commission desires to continue to work with the Lawrence County Board of Education to develop a program for working together to achieve better maintenance of Lawrence County Schools.

**NOW, THEREFORE, BE IT RESOLVED** by the legislative body of Lawrence County meeting in regular session this 28th day of September, 1999 that the Lawrence County Commission express its commitment to a cooperative effort with the Lawrence County Board of Education for better maintenance of Lawrence County School Buildings.

**FURTHERMORE**, the Lawrence County Commission directs the County Attorney to draft a Private Act which would give authority to the Lawrence County Board of Education and the Lawrence County Commission to work cooperatively on maintenance of school buildings through a maintenance board composed of both Board of Education Members and Commission Members, with such Private Act to be presented at the November meeting of the Commission for approval or modification.

JANE M. JENNINGS  
ATTORNEY AT LAW  
211 MAIN AVENUE  
LAWRENCEBURG, TN 38464

This resolution shall take effect upon its adoption and approval.

APPROVED:

  
STEVE HILL, COUNTY EXECUTIVE

ATTEST:

  
KENNETH WEATHERS  
COUNTY COURT CLERK

| RESOLUTION#   | MOTION                             | AYE | NAY | PASS | PRESENT | ABSENT |
|---|------------------------------------|-----|-----|------|---------|--------|
| Resolution Directing the County Attorney to draft a private Act Regarding A Joint and Cooperative Effort Between the Lawrence County School Board and The Lawrence County Commission for Maintenance of Schools |                                    |     |     |      |         |        |
| 9th DISTRICT  | 762-3716                           |     |     |      |         |        |
| BAILEY, JACKIE  | 411 6th St Lawrenceburg, TN        | X   |     |      |         |        |
| 7th DISTRICT  | 829-2358                           |     |     |      |         |        |
| BENEFIELD, RONALD   | 91 Benefield LN Ethridge,          | X   |     |      |         |        |
| 5th DISTRICT  | 762-2679                           |     |     |      |         |        |
| BRAZIER, OLAN   | 175 Reed Patch Rd L'Burg           | X   |     |      |         |        |
| 9th DISTRICT  | 762-3167                           |     |     |      |         |        |
| BUIE, JIM   | 508 8th St Lawrenceburg            | X   |     |      |         |        |
| 6th DISTRICT  | 964-3404                           |     |     |      |         |        |
| BURNS, FRANKLIN   | 383 L'Burg Henryvill RD ETH        | X   |     |      |         |        |
| 3rd DISTRICT  | 852-2221 762-1531                  |     |     |      |         |        |
| DOSS, BARRY   | 66 Shoally Br Rd Leoma             | X   |     |      |         |        |
| 4th DISTRICT  | 762-7118                           |     |     |      |         |        |
| DRYDEN, JERRY   | 12 Ingram Rd Leoma                 | X   |     |      |         |        |
| 1st DISTRICT  | 852-2899                           |     |     |      |         |        |
| GABEL, JIM  | 2773 Hwy 43 PO 176 Leoma           | X   |     |      |         |        |
| 3rd DISTRICT  | 852-2297 762-1016                  |     |     |      |         |        |
| GOWEN, JIM  | 114 Richardson Rd Leoma            | X   |     |      |         |        |
| 2nd DISTRICT  | 853-6709                           |     |     |      |         |        |
| GREEN, ROBERT L   | 404 N Military RD, Box 224 Loretto | X   |     |      |         |        |
| 2nd DISTRICT  | 853-7221 766-1500                  |     |     |      |         |        |
| MOORE, BOB  | 11 Samuel Ln Loretto               | X   |     |      |         |        |
| 5th DISTRICT  | 762-5501                           |     |     |      |         |        |
| MOORE, W. T.  | 306 Pond Field Rd West Pt.         | X   |     |      |         |        |
| 4th DISTRICT  | 762-8078 752-3217                  |     |     |      |         |        |
| NIEDERGESES, MARK   | 4202 Marie Ln L'Burg               | X   |     |      |         |        |
| 6th DISTRICT  | 762-8007                           |     |     |      |         |        |
| PERRY, TIM  | 1136 Ethridge Red Hill L'Burg      | X   |     |      |         |        |
| 1st DISTRICT  | 852-2870                           |     |     |      |         |        |
| SHANNON KEVIN   | 2757 Hwy 43 S PO Box 87 Leoma      | X   |     |      |         |        |
| 7th DISTRICT  | 829-2490                           |     |     |      |         |        |
| TURNER, HENRY   | 37 Mint Spring Rd Ethridge         | X   |     |      |         |        |
| 8th DISTRICT  | 766-1040                           |     |     |      |         |        |
| WOODALL, GLENN E  | 1401 Hart Ave Lawrenceburg         | X   |     |      |         |        |
| 8th DISTRICT  | 762-7419                           |     |     |      |         |        |
| WRAY, JOE R.  | 1403 Beckham Lawrenceburg          | X   |     |      |         |        |
|   |                                    | 18  | 0   |      |         |        |

DATE September 28, 1999

| RESOLUTION# | Adjournment  | MOTION | SECOND | AYE | NAY | PASS | PRESENT | ABSENT |
|-------------|--|--------|--------|-----|-----|------|---------|--------|
|             | 9th DISTRICT<br>762-3716                             |        |        |     |     |      |         |        |
|             | BAILEY, JACKIE<br>411 6th St Lawrenceburg, TN        |        |        | X   |     |      |         |        |
|             | 7th DISTRICT<br>829-2358                             |        |        | X   |     |      |         |        |
|             | BENEFIELD, RONALD<br>91 Benefield LN Ethridge,       |        |        | X   |     |      |         |        |
|             | 5th DISTRICT<br>762-2679                             |        |        | X   |     |      |         |        |
|             | BRAZIER, OLAN<br>175 Reed Patch Rd L'Burg            |        |        | X   |     |      |         |        |
|             | 9th DISTRICT<br>762-3167                             |        |        | X   |     |      |         |        |
|             | BUIE, JIM<br>508 8th St Lawrenceburg                 |        |        | X   |     |      |         |        |
|             | 6th DISTRICT<br>964-3404                             |        |        | X   |     |      |         |        |
|             | BURNS, FRANKLIN<br>383 L'Burg Henryvill RD ETH       |        |        | X   |     |      |         |        |
|             | 3rd DISTRICT<br>852-2221 762-1531                    |        |        | X   |     |      |         |        |
|             | DOSS, BARRY<br>66 Shoally Br Rd Leoma                |        |        | X   |     |      |         |        |
|             | 4th DISTRICT<br>762-7118                             |        |        | X   |     |      |         |        |
|             | DRYDEN, JERRY<br>12 Ingram Rd Leoma                  | X      |        | X   |     |      |         |        |
|             | 1st DISTRICT<br>852-2899                             |        |        | X   |     |      |         |        |
|             | GABEL, JIM<br>2773 Hwy 43 PO 176 Leoma               |        |        | X   |     |      |         |        |
|             | 3rd DISTRICT<br>852-2297 762-1016                    |        |        | X   |     |      |         |        |
|             | GOWEN, JIM<br>114 Richardson Rd Leoma                |        |        | X   |     |      |         |        |
|             | 2nd DISTRICT<br>853-6709                             |        |        | X   |     |      |         |        |
|             | GREEN, ROBERT L<br>404 N Military RD Box 224 Loretto |        |        | X   |     |      |         |        |
|             | 2nd DISTRICT<br>853-7221 766-1500                    |        |        | X   |     |      |         |        |
|             | MOORE, BOB<br>11 Samuel Ln Loretto                   |        |        | X   |     |      |         |        |
|             | 5th DISTRICT<br>762-5501                             |        |        | X   |     |      |         |        |
|             | MOORE, W. T.<br>306 Pond Field Rd West Pt.           |        |        | X   |     |      |         |        |
|             | 4th DISTRICT<br>762-8078 752-3217                    |        |        | X   |     |      |         |        |
|             | NIEDERGESES, MARK<br>4202 Marie Ln L'Burg            |        |        | X   |     |      |         |        |
|             | 6th DISTRICT<br>762-8007                             |        |        | X   |     |      |         |        |
|             | PERRY, TIM<br>1136 Ethridge Red Hill L'Burg          |        |        | X   |     |      |         |        |
|             | 1st DISTRICT<br>852-2870                             |        |        | X   |     |      |         |        |
|             | SHANNON KEVIN<br>2757 Hwy 43 S PO Box 87 Leoma       |        |        | X   |     |      |         |        |
|             | 7th DISTRICT<br>829-2490                             |        |        | X   |     |      |         |        |
|             | TURNER, HENRY<br>37 Mint Spring Rd Ethridge          |        | X      | X   |     |      |         |        |
|             | 8th DISTRICT<br>766-1040                             |        |        | X   |     |      |         |        |
|             | WOODALL, GLENN E<br>1401 Hart Ave Lawrenceburg       |        |        | X   |     |      |         |        |
|             | 8th DISTRICT<br>762-7419                             |        |        | X   |     |      |         |        |
|             | WRAY, JOE R.<br>1403 Beckham Lawrenceburg            |        |        | X   |     |      |         |        |

18 0

DATE September 28, 1999